

manuals.plus /

› [8Bitdo](#) /

› [8Bitdo M30 Wired Controller for Xbox Series X|S, Xbox One, and Windows with 6-Button Layout - Officially Licensed User](#)

Manual

8Bitdo 6922621504849

8Bitdo M30 Wired Controller User Manual

Officially Licensed for Xbox Series X|S, Xbox One, and Windows



INTRODUCTION

Thank you for choosing the 8Bitdo M30 Wired Controller. This controller is officially licensed for Xbox Series X|S, Xbox One, and Windows, offering a classic 6-button layout optimized for fighting games and other classics. This manual provides detailed instructions on setting up, operating, and maintaining your controller to ensure optimal performance.



Figure 1: Front view of the 8Bitdo M30 Wired Controller.

PACKAGE CONTENTS

- 8Bitdo M30 Wired Controller for Xbox
- USB-C Cable
- Instruction Manual (this document)



Figure 2: The 8BitDo M30 Wired Controller retail packaging.



Figure 3: The included USB-C cable for connection.

SETUP

Connecting the Controller

The 8Bitdo M30 Wired Controller uses a USB-C wired connection, providing a virtually lag-free experience. To connect your controller:

1. Insert the USB-C end of the included cable into the USB-C port on the top of the controller.
2. Connect the USB-A end of the cable to an available USB port on your Xbox Series X|S, Xbox One console, or Windows PC.
3. The controller will automatically be recognized and ready for use.




Figure 4: Connecting the USB-C cable to the controller.

Compatibility


The 8Bitdo M30 Wired Controller is compatible with the following platforms:

- Xbox Series X
- Xbox Series S
- Xbox One
- Windows 10/11


Compatibility




Xbox Series X



Xbox Series S



Xbox One



Windows 10

Connectivity

- Wired USB
- 3.5 mm audio jack, supports standard CTIA connector

Includes

- 8Bitdo M30 Wired Controller for Xbox
- USB cable
- Instruction manual

Figure 5: Compatibility overview for the controller.

3.5mm Audio Jack

The controller features a 3.5mm audio jack that supports standard CTIA connectors, allowing you to connect your headset for game audio and chat.

Button Layout

The 8Bitdo M30 controller features a classic 6-button layout on the face, along with two bumpers (LB, RB) and two triggers (LT, RT). It also includes a precise D-Pad for accurate directional input.



Figure 6: Detailed view of the D-Pad and face buttons.

8BitDo Ultimate Software Support

Enhance your gaming experience by customizing your controller with the 8BitDo Ultimate Software, available at the Microsoft Store. This software allows for button remapping, stick and trigger sensitivity adjustment, and macro creation.

Custom Profile Switch Button

The controller includes a dedicated custom profile switch button, allowing you to switch between 3 different profiles on the fly. This is useful for quickly changing button configurations for different games or play styles.

Button Layout Switches

On the back of the controller, you will find two switches that allow you to adjust the functionality of certain buttons:

- **LS/DP Switch:** Toggles the left stick (LS) and D-Pad (DP) functionality.
- **LSB LB LT RT / RSB RB RT Switch:** Allows you to switch the inputs for the shoulder buttons and triggers, including LSB (Left Stick Button) and RSB (Right Stick Button) assignments.



Figure 7: Rear view of the controller with button layout switches.

MAINTENANCE

To ensure the longevity and optimal performance of your 8BitDo M30 Wired Controller, follow these maintenance guidelines:

- Keep the controller clean by wiping it with a soft, dry cloth. Avoid using harsh chemicals or abrasive materials.
- Store the controller in a cool, dry place away from direct sunlight and extreme temperatures.
- Avoid dropping the controller or subjecting it to strong impacts.
- Do not attempt to disassemble the controller, as this will void the warranty.

TROUBLESHOOTING

Controller Not Responding

- Ensure the USB-C cable is securely connected to both the controller and your console/PC.
- Try connecting the controller to a different USB port on your console/PC.
- Restart your console or PC.
- Verify that your console/PC operating system is up to date.

Audio Issues (3.5mm Jack)

- Ensure your headset is fully plugged into the 3.5mm audio jack on the controller.
- Check your console/PC audio settings to ensure the controller's audio output is selected and volume is not muted.
- Test your headset with another device to confirm it is functioning correctly.

Buttons Not Functioning as Expected

- Check the button layout switches on the back of the controller to ensure they are set to your desired configuration.
- If using 8BitDo Ultimate Software, ensure your custom profiles are correctly configured and selected.
- Try resetting the controller by unplugging and re-plugging it.

SPECIFICATIONS

Feature	Detail
Model Number	6922621504849
Connectivity	Wired USB-C
Compatibility	Xbox Series X S, Xbox One, Windows
Audio Jack	3.5mm CTIA standard
Weight	11.3 ounces
Manufacturer	8Bitdo
Release Date	December 26, 2023

WARRANTY AND SUPPORT



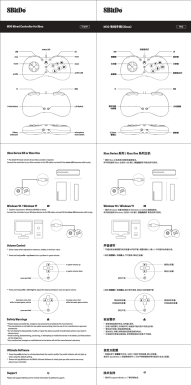
For warranty information, technical support, or further assistance, please visit the official 8Bitdo support website: support.8bitdo.com

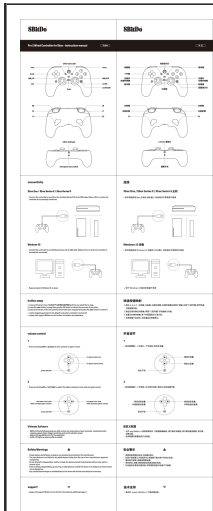
Please retain your proof of purchase for warranty claims.



Related Documents - 6922621504849

	<p>8BitDo M30 Wired Controller for Xbox - User Manual</p> <p>Official user manual for the 8BitDo M30 Wired Controller for Xbox. Learn about setup, compatibility with Xbox and Windows, controller features, volume control, safety guidelines, and software customization.</p>
	<p>8BitDo Ultimate Wired Controller for Xbox - Instruction Manual</p> <p>This manual provides instructions for the 8BitDo Ultimate Wired Controller for Xbox, covering connectivity, button mapping, volume control, and software customization for Xbox Series X/S, Xbox One, and Windows 10.</p>

	<p>8BitDo Pro 2 Wired Controller for Xbox: Instruction Manual & Features</p> <p>Comprehensive guide to the 8BitDo Pro 2 Wired Controller for Xbox, covering connectivity, button mapping, volume control, and software customization. Learn how to enhance your gaming experience with detailed instructions.</p>
	<p>8BitDo Ultimate Wired Controller for Xbox - Instruction Manual</p> <p>This manual provides instructions for the 8BitDo Ultimate Wired Controller for Xbox, covering connectivity, button mapping, volume control, and software customization.</p>
	<p>8BitDo M30 Wired Controller for Xbox: Setup and Usage Guide</p> <p>Comprehensive guide for the 8BitDo M30 Wired Controller for Xbox, covering setup for Xbox consoles and Windows PCs, volume control, safety warnings, and software features.</p>



[8BitDo Pro 2 Wired Controller for Xbox - Instruction Manual](#)

Official instruction manual for the 8BitDo Pro 2 Wired Controller for Xbox, detailing setup, connectivity, button mapping, volume control, software, and safety warnings.