



[Manuals.plus](#) /

› [Feandrea](#) /

› Feandrea Dog Crate Furniture UPFC023X01 Instruction Manual

Feandrea UPFC023X01

Feandrea Dog Crate Furniture Instruction Manual

Model: UPFC023X01

INTRODUCTION

Welcome to the instruction manual for your Feandrea Dog Crate Furniture, Model UPFC023X01. This versatile 2-in-1 unit serves as a comfortable haven for your dog and a functional side table for your home. Designed for durability and ease of use, this manual will guide you through assembly, operation, and maintenance to ensure a long-lasting and safe experience for both you and your pet.

Safety Information: Always ensure all parts are securely fastened before use. Do not allow children to climb on or play inside the crate. Regularly inspect the crate for any damage or loose parts. Place the crate on a level surface to prevent tipping.

feandrea
by SONGMICS HOME

Model: Ollie
Weight: 44 lb (20 kg)
Age: 4 years



2-in-1 Shareable Furniture

Dog's safe haven, your handy table

Image: The Feandrea Dog Crate Furniture, Model UPFC023X01, shown as a functional side table and dog kennel.

PACKAGE CONTENTS

Before beginning assembly, please verify that all the following components are present in your package:

- 1 x Dog Crate (disassembled components)
- 1 x Accessory Kit (includes screws, bolts, and tools if applicable)
- 1 x Instructions (this manual)

SETUP / ASSEMBLY INSTRUCTIONS

Before assembly, ensure all components listed in the 'Package Contents' section are present. A Phillips head screwdriver may be required (not included).

1. **Step 1: Unpack Components** Carefully remove all parts from the packaging and lay them out on a clean, flat surface. Identify each part by referring to the included parts list (if provided in the accessory kit).
2. **Step 2: Assemble Base and Side Panels** Attach the side panels to the base using the provided hardware. Ensure all connections are snug but do not overtighten.
3. **Step 3: Install Doors** The crate features two doors: one front door and one side door. The side door can be installed on either the left or right side to best suit your space. Refer to the diagram below for visual guidance on side door installation.

Customizable Side Door

You can install the side door left or right as needed





Image: Illustration demonstrating the customizable side door installation, allowing placement on either the left or right.

- Step 4: Attach Top Panel** Secure the top panel to the assembled frame. Ensure all screws are tightened for stability.
- Step 5: Adjust Feet** The crate is equipped with adjustable feet to ensure stability on uneven surfaces. Adjust each foot until the crate is level and stable.
- Step 6: Final Check** Verify that all screws are tightened and all parts are securely connected. Gently shake the crate to confirm stability.




Image: Detailed view of the crate's features including quality locks, rounded corners for safety, and adjustable feet for stability.

OPERATING INSTRUCTIONS

Placement: Position the dog crate in a quiet, comfortable area of your home, away from direct sunlight or drafts. Ensure it is placed on a level surface.

Door Operation: The crate features quality locks on both the front and side doors. To open, slide the latch mechanism. To close, ensure the door is flush with the frame and slide the latch into the locked position. Always ensure doors are securely latched when your pet is inside.

Dog Size Recommendation: This crate is designed for medium dogs up to 70 lb. The internal dimensions are approximately 35.5" L x 22.5" W x 24.7" H. To determine if your dog will fit comfortably, measure your dog's length from nose to tail base and height from head to floor, then add 4 inches (10 cm) to both measurements for wiggle room.



Image: Dimensional drawing of the dog crate and a guide on how to measure your dog to ensure a comfortable fit.

Enclosed Base: The securely enclosed base provides a safe and comfortable surface for your dog, preventing paws from getting trapped and offering a stable resting area.



Safe and Comfortable

The enclosed base creates an even surface to step on. No more paw traps!

Image: A dog inside the crate, demonstrating the safe and comfortable enclosed base.

MAINTENANCE

Cleaning: To clean the crate, wipe all surfaces with a damp cloth and a mild, pet-safe detergent. Avoid abrasive cleaners or harsh chemicals that may damage the finish or harm your pet. Ensure the crate is completely dry before allowing your pet back inside.

Durability: The crate is constructed with 35 reinforced steel tubes (0.4" diameter) and quality particleboard with a robust square tube frame and crossbars. Regularly check for any signs of wear, rust, or damage,

especially to the steel tubes and locking mechanisms. Tighten any loose screws as needed.

Sturdy and Durable

- 35 reinforced 0.4" (10 mm) dia. steel tubes
- Robust square tube frame and crossbars support



Image: The crate's sturdy construction, highlighting the reinforced 0.4-inch diameter steel tubes and robust frame.

Rounded Corners: The rounded corners are designed to protect against bumps and enhance safety. Keep them clean to maintain their appearance and functionality.

TROUBLESHOOTING

- **Crate Instability:** If the crate wobbles after assembly, adjust the leveling feet located at the bottom of the unit. Turn each foot clockwise or counter-clockwise until the crate is stable and level on all four corners.
- **Door Misalignment:** If a door does not close or latch properly, check that all assembly screws related to

the door frame and hinges are tightened correctly. Ensure the side door hinges are installed according to your preference (left or right) and are not obstructed.

- **Missing or Damaged Parts:** If you find any parts missing or damaged upon unboxing, please contact Feandrea customer support immediately with your purchase details.

SPECIFICATIONS

Feature	Detail
Brand	Feandrea
Model Name	Dog Crate Furniture
Model Number	UPFC023X01
Product Dimensions (Overall)	98L x 65W x 69.1H centimetres (38.6" L x 25.6" W x 27.2" H)
Internal Dimensions	35.5" L x 22.5" W x 24.7" H
Material	Engineered Wood, Alloy Steel
Color	Rustic Brown
Gap Size (Steel Tubes)	0.4 Inches (10 mm)
Number of Doors	2 (1 front, 1 side)
Breed Recommendation	Medium dogs up to 70 lb
Special Features	Robust, Durable, Easy assembly, Easy to clean, Adjustable feet, Enclosed base, Rounded corners
Item Weight	26.7 Kilograms

WARRANTY AND SUPPORT

For warranty information and customer support, please refer to the documentation included with your purchase or visit the official Feandrea website. If you have any questions regarding assembly, parts, or product functionality, do not hesitate to contact our customer service team for assistance.