

x0

# DOUBLE X0 Guitar Pickup Preamp Soundhole Pickup User Manual

Model: x0 | Brand: Generic

## PRODUCT OVERVIEW

The DOUBLE X0 Guitar Pickup is a sophisticated dual-channel system designed for acoustic guitars, integrating a single coil magnetic pickup and a condenser microphone. This combination effectively minimizes noise while ensuring clear and accurate sound reproduction. It offers comprehensive control over your sound, including volume, microphone volume, pickup tone, microphone tone, and a phase switch for optimal audio effects.

Equipped with a 500 mAh rechargeable battery, the pickup provides extended usage, offering up to 100 hours of standby time after a full 2-hour charge via USB. Its stylish design is compatible with acoustic guitars featuring a soundhole diameter between 80mm and 120mm, allowing for straightforward installation without the need for drilling.



Figure 1: Front view of the DOUBLE X0 Guitar Pickup, showcasing its compact design and primary controls.

## SETUP AND INSTALLATION

The DOUBLE X0 pickup is designed for easy installation without requiring permanent modifications to your guitar. It is suitable for acoustic guitars with a soundhole diameter ranging from 80mm to 120mm.

### Soundhole Compatibility

# Scope of Application

It is suitable for guitar with 80-120mm soundhole diameter.

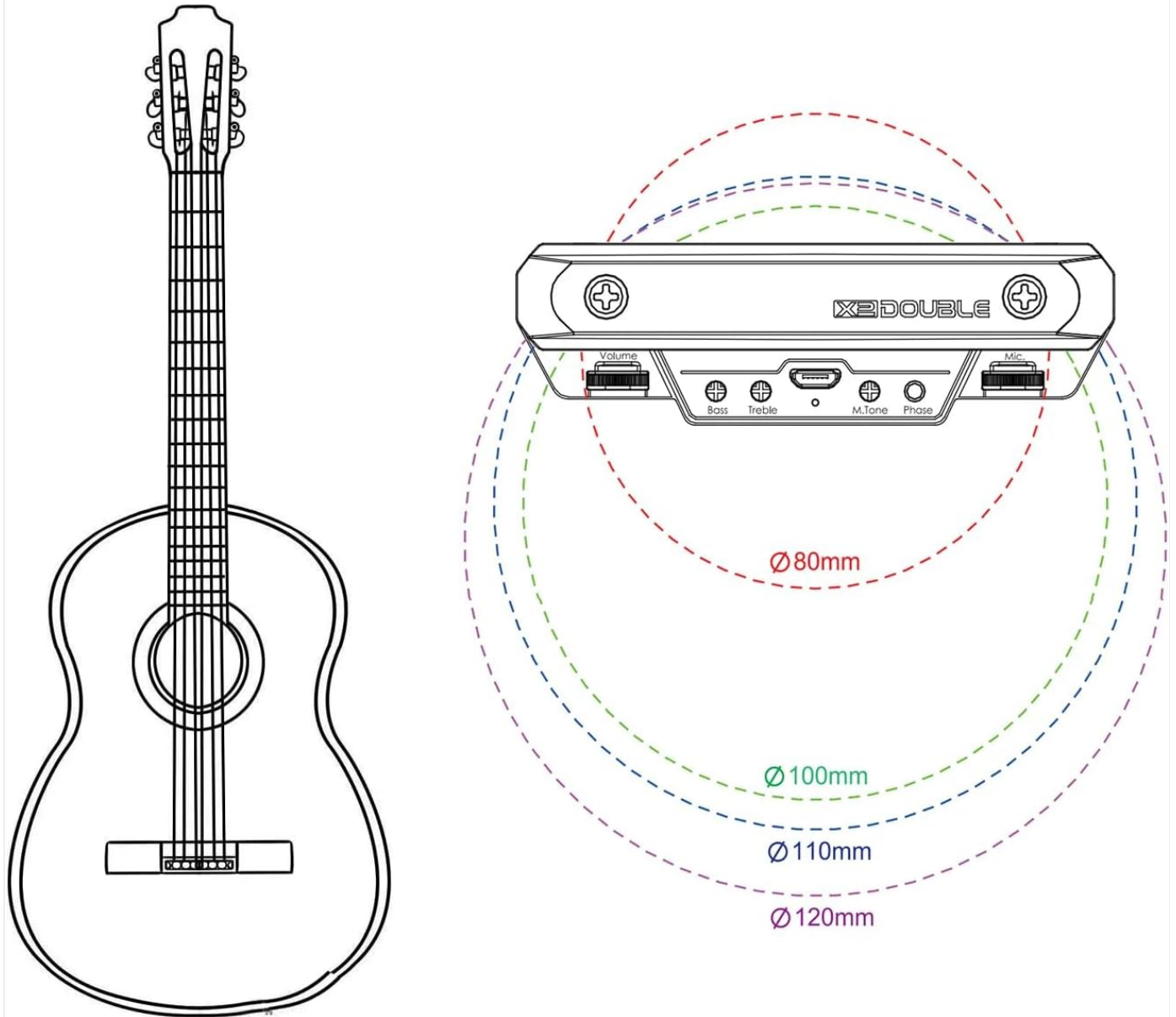


Figure 2: Illustration of compatible soundhole diameters (80mm-120mm) for the DOUBLE X0 pickup.

Ensure your guitar's soundhole falls within the 80mm to 120mm range for proper fit and secure installation.

## Installation Methods

There are two primary methods for installing the DOUBLE X0 pickup, depending on whether your guitar has an existing endpin jack hole or if you prefer a non-drilling approach.

# Two Ways of Installation

You can mount this pickup on your instrument in a way as you prefer (dill a endpin jack hole or not).

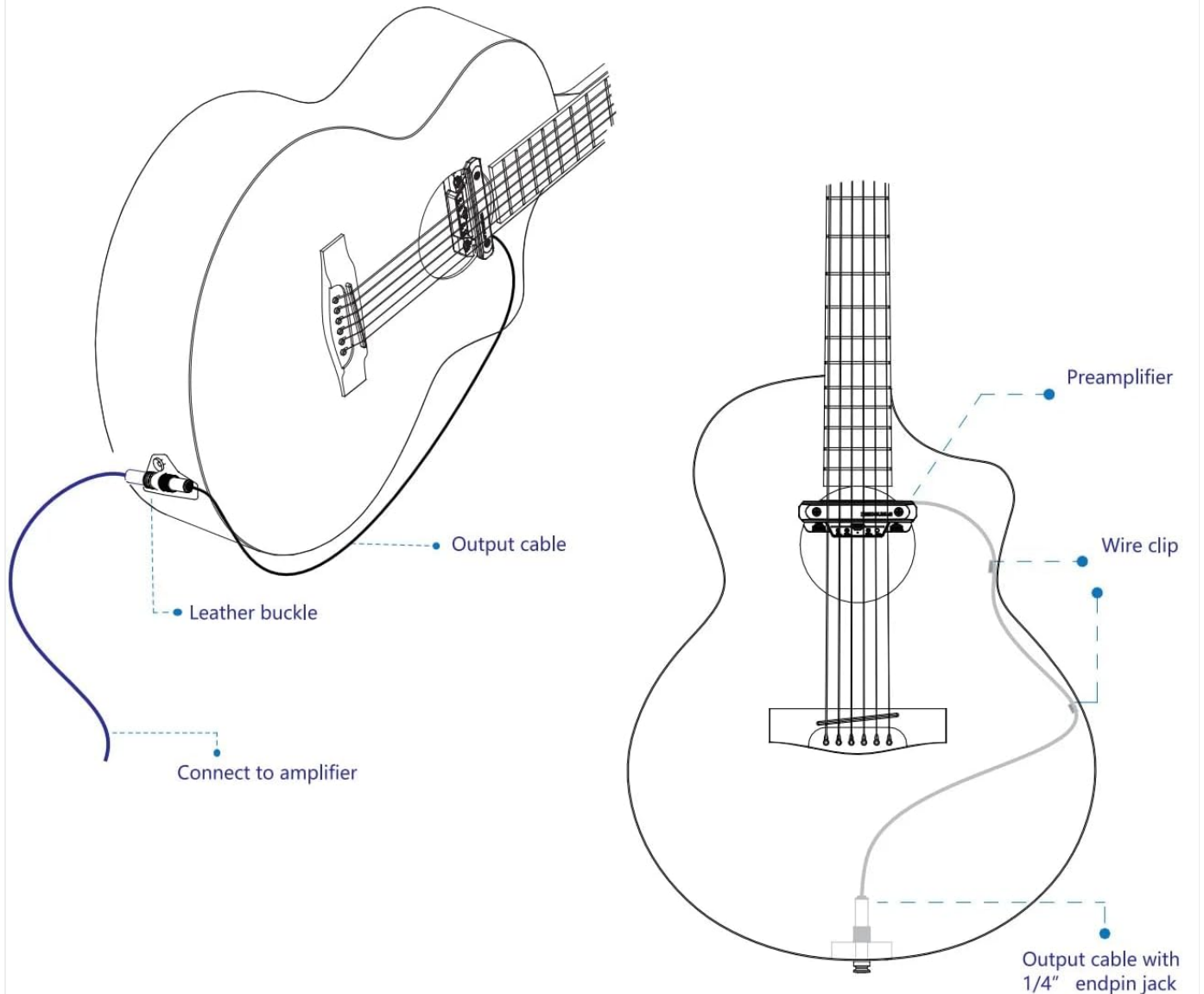


Figure 3: Two installation methods: using an existing endpin jack (right) or a non-drilling method with external cable routing (left).

- Method 1 (Non-Drilling):** Attach the pickup securely to the soundhole. Route the output cable externally, securing it with the provided leather buckle or wire clips. Connect the 1/4" jack to your amplifier. This method is ideal for preserving the guitar's original structure.
- Method 2 (Using Endpin Jack):** If your guitar has an existing endpin jack hole, attach the pickup to the soundhole and route the output cable internally to connect to the endpin jack. This provides a cleaner, integrated look.

Ensure the pickup is firmly mounted on the instrument using the included accessories to prevent movement during play.

## OPERATING INSTRUCTIONS

The DOUBLE X0 pickup offers intuitive controls for shaping your acoustic guitar's sound. Familiarize yourself with the control layout:

# Stronger, More Energy

Color Multiple Selection



Black

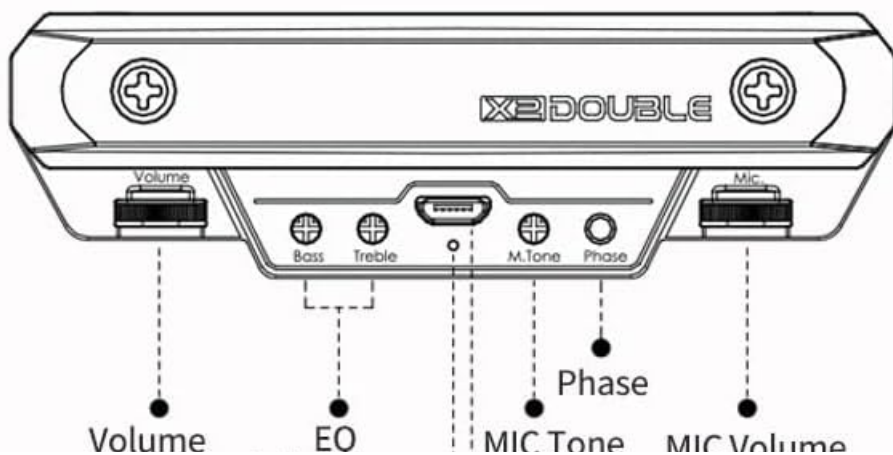
Rose Red

Blue

Coral Orange

Khaki Gray

## DOUBLE X0



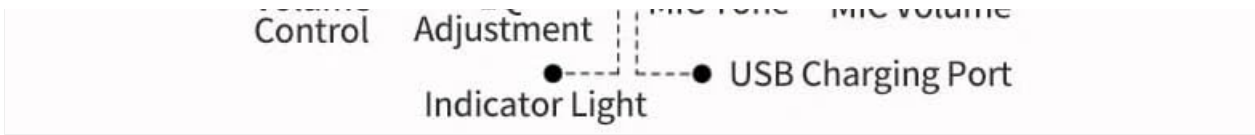


Figure 4: Detailed diagram of the DOUBLE X0 control panel and its functions.

- **Volume Control:** Adjusts the overall output volume of the pickup.
- **Bass & Treble (EQ Adjustment):** These knobs control the equalization for the magnetic pickup, allowing you to boost or cut low and high frequencies.
- **M. Tone (Mic Tone):** Adjusts the tone of the condenser microphone.
- **Phase Switch:** A one-button control designed to suppress feedback (whistle) by reversing the phase of the signal.
- **Mic Volume:** Controls the volume level of the integrated condenser microphone.
- **USB Port:** Used for charging the internal battery.
- **Indicator Light:** Provides status information, typically for charging or power.

## Charging the Battery

The DOUBLE X0 features a built-in 500 mAh lithium battery. Connect the pickup to a USB power source using the provided cable. A full charge takes approximately 2 hours and provides up to 100 hours of standby time.

The indicator light will typically show charging status (e.g., red for charging, green for full). Refer to the indicator light for battery status.

## MAINTENANCE

To ensure the longevity and optimal performance of your DOUBLE X0 Guitar Pickup, follow these maintenance guidelines:

- **Cleaning:** Use a soft, dry cloth to wipe down the pickup. Avoid using abrasive cleaners, solvents, or excessive moisture, which can damage the electronic components.
- **Storage:** When not in use for extended periods, store the pickup in a cool, dry place away from direct sunlight and extreme temperatures.
- **Battery Care:** For optimal battery health, avoid completely draining the battery frequently. If storing for a long time, charge the battery to about 50% every few months.
- **Handling:** Handle the pickup with care. Avoid dropping it or subjecting it to strong impacts, which can damage internal components.
- **Cable Management:** Ensure cables are not kinked or strained, as this can lead to internal wire damage.

## TROUBLESHOOTING

If you encounter issues with your DOUBLE X0 Guitar Pickup, refer to the following common problems and solutions:

Problem	Possible Cause	Solution
No Sound Output	<ul style="list-style-type: none"> <li>• Low battery</li> <li>• Loose cable connection</li> <li>• Amplifier/mixer settings</li> <li>• Pickup not properly seated</li> </ul>	<ul style="list-style-type: none"> <li>• Charge the pickup fully.</li> <li>• Ensure all cables are securely connected to the pickup and amplifier.</li> <li>• Check amplifier volume and input settings.</li> <li>• Verify the pickup is firmly installed in the soundhole.</li> </ul>

Problem	Possible Cause	Solution
Feedback/Whistling Sound	<ul style="list-style-type: none"> <li>Room acoustics</li> <li>High volume levels</li> <li>Phase issues</li> </ul>	<ul style="list-style-type: none"> <li>Activate the <b>Phase Switch</b> on the pickup.</li> <li>Reduce overall volume or microphone volume.</li> <li>Adjust EQ settings (Bass/Treble) to cut problematic frequencies.</li> <li>Move further away from the amplifier.</li> </ul>
Distorted Sound	<ul style="list-style-type: none"> <li>Input overload</li> <li>Incorrect EQ settings</li> </ul>	<ul style="list-style-type: none"> <li>Reduce the pickup's volume or the amplifier's input gain.</li> <li>Adjust Bass and Treble controls to a neutral or desired setting.</li> </ul>
Short Battery Life	<ul style="list-style-type: none"> <li>Incomplete charging</li> <li>Aging battery</li> </ul>	<ul style="list-style-type: none"> <li>Ensure the pickup is fully charged (approx. 2 hours).</li> <li>If the battery life significantly degrades over time, contact customer support for potential battery replacement options.</li> </ul>

If the problem persists after trying these solutions, please contact customer support for further assistance.

## SPECIFICATIONS

Feature	Detail
Model Number	xo
Brand	Generic
Color	Obsidian Black
Pickup Type	Dual (Single Coil Magnetic + Condenser Mic)
Controls	Volume, Bass, Treble, Mic Tone, Mic Volume, Phase Switch
Power Source	Battery Powered (500 mAh Lithium Battery)
Charging Time	Approx. 2 hours
Standby Time	Up to 100 hours
Hardware Interface	USB
Signal Format	Analog
Compatible Soundhole Diameter	80mm - 120mm
ASIN	B0CNP7WR55

## WARRANTY AND SUPPORT

For information regarding product warranty, returns, or technical support, please refer to the documentation included with your purchase or contact the seller directly. Specific warranty terms may vary by region and retailer.

Always ensure you purchase from authorized sellers to guarantee product authenticity and access to support services.



© 2023 Generic. All rights reserved. Information subject to change without notice.