

## Franke ACT-SD

# Franke ACT-SD Active Deck Mounted Soap Dispenser User Manual

Model: ACT-SD

## 1. INTRODUCTION

This manual provides instructions for the installation, operation, and maintenance of the Franke ACT-SD Active Deck Mounted Soap Dispenser. Please read this manual thoroughly before installation and use to ensure proper function and longevity of the product.



Image 1.1: Franke ACT-SD Active Deck Mounted Soap Dispenser in Matte Black. This image displays the dispenser's cylindrical body, extended spout, and circular base, all in a matte black finish.

## 2. SAFETY INFORMATION

---

Observe the following safety precautions during installation and use:

- Ensure all connections are secure to prevent leaks.
- Do not use abrasive cleaners or harsh chemicals on the dispenser's finish, as this may cause damage.
- Keep small parts out of reach of children to prevent choking hazards.
- If you are unsure about any installation steps, consult a qualified plumber.

## 3. PACKAGE CONTENTS

---

Verify that all components are present before beginning installation:

- Dispenser Head with Spout (Matte Black)
- Pump Mechanism
- Soap Bottle (10 oz capacity)
- Mounting Hardware (washer, nut)

## 4. SETUP AND INSTALLATION

---

The Franke ACT-SD dispenser is designed for single-hole deck mounting and features a convenient top-fill design.

### Required Tools (Not Included):

- Adjustable Wrench or Pliers
- Sealant (optional, for extra seal around base)

### Installation Steps:

1. **Prepare the Mounting Hole:** Ensure there is a single mounting hole on your sink or countertop. The hole diameter should be appropriate for the dispenser's base.
2. **Insert Dispenser Head:** From above the counter, insert the dispenser head and pump mechanism through the mounting hole.
3. **Secure from Below:** From underneath the counter, slide the rubber washer (if included) and then the mounting nut onto the threaded shank of the dispenser. Tighten the nut securely by hand, then use an adjustable wrench or pliers to snug it further, ensuring the dispenser is stable and oriented correctly. Do not overtighten.
4. **Attach Soap Bottle:** Screw the soap bottle onto the threaded pump mechanism from underneath the counter. Ensure it is tightly secured to prevent leaks.

## 5. OPERATING INSTRUCTIONS

---

### Filling the Dispenser:

1. **Remove Dispenser Head:** Grasp the dispenser head and pull it straight up from the base. It should

detach easily.

2. **Pour Soap:** Pour liquid hand soap or lotion directly into the opening of the soap bottle from above the counter. The bottle has a 10 oz capacity.
3. **Replace Dispenser Head:** Carefully reinsert the dispenser head and pump mechanism back into the base, ensuring it is seated properly.

### Dispensing Soap:

Press down firmly on the top of the dispenser head to dispense soap or lotion. Release to allow the pump to reset. Multiple presses may be required for the initial prime or after refilling.

## 6. CARE AND MAINTENANCE

### Cleaning the Dispenser:

- Clean the matte black finish regularly with a soft, damp cloth and mild soap.
- Rinse thoroughly with clean water and dry immediately with a soft cloth to prevent water spots.
- Avoid using abrasive cleaners, scouring pads, ammonia-based cleaners, or harsh chemicals, as these can damage the finish.

### Preventing Clogs:

- Use liquid soaps or lotions that are specifically designed for dispensers. Thick or gritty soaps may cause clogging.
- If the dispenser becomes clogged, remove the dispenser head and pump mechanism. Rinse the pump thoroughly under warm water. You may need to pump warm water through it to clear any blockages.

## 7. TROUBLESHOOTING

Problem	Possible Cause	Solution
Dispenser not pumping soap.	<ul style="list-style-type: none"><li>• Bottle is empty.</li><li>• Pump is clogged.</li><li>• Pump is not primed.</li></ul>	<ul style="list-style-type: none"><li>• Refill the soap bottle.</li><li>• Remove pump and rinse thoroughly under warm water.</li><li>• Press the dispenser head multiple times to prime the pump.</li></ul>
Soap leaks from the base.	<ul style="list-style-type: none"><li>• Mounting nut is loose.</li><li>• Soap bottle is not securely attached.</li></ul>	<ul style="list-style-type: none"><li>• Tighten the mounting nut from underneath the counter.</li><li>• Ensure the soap bottle is screwed on tightly to the pump mechanism.</li></ul>
Dispenser head is stiff or difficult to press.	<ul style="list-style-type: none"><li>• Soap residue buildup.</li><li>• Using overly thick soap.</li></ul>	<ul style="list-style-type: none"><li>• Remove dispenser head and pump, clean thoroughly.</li><li>• Consider diluting the soap slightly or using a thinner consistency soap.</li></ul>

## 8. SPECIFICATIONS


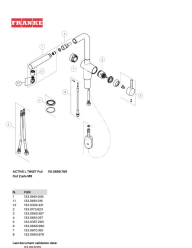

Model Number	ACT-SD-MBK
Brand	Franke
Material	Brass
Color	Matte Black
Capacity	10 oz
Product Dimensions (L x W)	4.14" x 3.96"
Shape	Round
Item Weight	1.04 pounds
UPC	612985543818




## 9. WARRANTY AND SUPPORT

For warranty information or technical support, please refer to the official Franke website or contact Franke customer service directly. Keep your proof of purchase for warranty claims.

**Franke Official Website:** [www.franke.com](http://www.franke.com)



## Related Documents - ACT-SD

	<p><a href="#">Franke Sinks: Global Contacts and Installation Guide</a></p> <p>Find Franke kitchen sink contact information worldwide and access installation and maintenance guidance, including product details for the Franke Maris MRX 110-40.</p>
	<p><a href="#">Franke Active L Twist Pull-Out Faucet Parts Diagram and Information</a></p> <p>Detailed parts list and diagram for the Franke Active L Twist pull-out kitchen faucet (model 115.0669.769), featuring 2 jets in matte black. Includes component numbers and validation date.</p>
	<p><a href="#">Franke Trendline Plus 70 Range Hood Installation Manual</a></p> <p>Detailed installation guide for the Franke Trendline Plus 70 range hood, covering safety precautions, parts identification, and step-by-step assembly instructions for optimal kitchen ventilation. Model: 321.0536.200.</p>

	<p><a href="#">Franke FST PLUS BK 608 Matte Black Built-in Kitchen Hood   Model 305.0717.355</a></p> <p>Detailed specifications and features for the Franke FST PLUS BK 608 matte black built-in kitchen hood, including dimensions, energy efficiency, performance data, and installation details.</p>
	<p><a href="#">Franke F3D Frozen French Fry Dispenser Operating Manual</a></p> <p>This operating manual provides detailed instructions for the installation, operation, maintenance, and troubleshooting of the Franke F3D Frozen French Fry Dispenser. It covers key components, temperature settings, start-up procedures, dispensing operations, closing procedures, preventative maintenance, and a parts list.</p>
	<p><a href="#">Franke A800 Coffee Machine User Manual</a></p> <p>This user manual provides comprehensive instructions for the Franke A800 coffee machine (model FCS4050), covering safety, operation, installation, cleaning, configuration, troubleshooting, and technical specifications.</p>


Documents - Franke – ACT-SD

Active Soap Dispenser - ACT-SD-CHA | 119.0565.120



Technical Data	
Aspect	
Type of material	Stainless steel
Color	Champagne light
Accessory type	Soap dispenser
Product Identification	
Collection	Active

Active Soap Dispenser - ACT-SD-CHA | 2023-10-08



[\[pdf\]](#) Instructions Specifications Accessories

Read instructions FRANKE ACT SD OYS ACTIVE 12 5 8 INCH SINGLE HOLE TOP REFILL SOAP DISPENSER OYSTER Specification Sheet kbauthority files Franke |||

Active Soap Dispenser - **ACT-SD-CHA** 119.0565.120 Technical Data Aspect Type of material Color Accessory type Product identification Collection Stainless steel Champagne light Soap dispenser Active Active Soap Dispenser - **ACT-SD-CHA** 2023-10-08 ...

lang: score:27 filesize: 488.37 K page\_count: 1 document date: 2023-10-08




**COLLECTIONS 2024**

[\[pdf\]](#) User Manual Accessories Borchure Catalog

V ol 202 4 2025 13 feb 2024 — \*Always refer to the installation manual Polished Chrome TIGE CUBE R E G A T 903 INOX CREAM UV 36RM Sinks and Franke CA English franke content dam ca en home solutions documents catalogs brochures core |||

FAMILIES 12 Mythos 20 Maris PRODUCT CATEGORIES Sinks 32 Stainless Steel 110 Granite 152 Fireclay Fa ... -MBK 115.0656.858 900 15 1/8 38.4 cm 9 15/16 25.2 cm 7 3/8 18.7 cm 2 5.1 cm MARIS **ACT-SD-STG** 119.0565.123 240 Countertop Hole Diameter: 13/8 Weight: 1 lbs. Capacity: 10 oz. 4 1/8...

lang:en score:19 filesize: 31.6 M page\_count: 136 document date: 2024-02-13



[pdf] Guide


2019 10 03 STATE Cover Template pjh Wahlgren Bill 605901a5ffc916add3e4ac5a LEPC Guide with assets global website files 5fcfde680bd548c23d797aef |||

Texas Local Emergency Planning Committee Handbook Planning Committee Guide

March 2019 Texas LEPC Handbook -- Planning Committee Guide ii Table of Contents

About this Document ..... xiii Record of Changes .....

lang:en score:16 filesize: 2.12 M page\_count: 298 document date: 2021-03-22




[pdf] Specifications Safety Datasheet Accessories

Franke Active Soap Dispenser In Satin Nickel Specification Sheet ACTSDSNI ACT SD SNI

612985542996 franke dispenser specs content abt documents 155159 |||

Active Soap Dispenser - **ACT-SD-SNI** 119.0547.904 Technical Data Aspect Type of material Color Accessory type Product identification Product family Collection Brass SS optics Soap dispenser None Active Active Soap Dispenser - **ACT-SD-SNI** 2023-08-26 ...

lang:en score:15 filesize: 344.45 K page\_count: 1 document date: 2023-08-26




[pdf] Specifications Accessories

Specification SheetFranke ACT SD SNI Active Deck Mounted Soap Dispenser with 10 oz Capacity

Buildfranke act sd specification sheets1 img b build mediabase specifications franke 1911365 sheet |||

Active Soap Dispenser - **ACT-SD-MBK** 119.0547.906 Technical Data Aspect Type of material Color Accessory type Product identification Product family Collection Brass Matte black Soap dispenser None Active Features Active Soap Dispenser - **ACT-SD-MBK** 2023-05-02 ...

lang:en score:15 filesize: 397.8 K page\_count: 1 document date: 2023-05-02



[pdf] Specifications Accessories

Franke Active Soap Dispenser In Polished Chrome Specification Sheet ACTSDCHR ACT SD CHR 612985542989 franke soap dispenser specs content abt documents 155995 |||

Active Soap Dispenser - **ACT-SD-CHR** 119.0547.902 Technical Data Aspect Type of material Color Accessory type Product identification Product family Collection Brass Polished chrome Soap dispenser None Active Active Soap Dispenser - **ACT-SD-CHR** 2023-09-26 ...

lang:en score:15 filesize: 365.24 K page\_count: 1 document date: 2023-09-26



[pdf] Accessories Borchure Catalog

Untitled 2023 Franke Collection CA EN franke content dam ca en home solutions documents catalogs and brochures core |||

COLLECTIONS 2023 2 2023 Collection COLLECTIONS 2023 FAMILIES 12 Mythos 20 Maris PRODUCT ... -MBK 115.0656.858 855 15 1/8 38.4 cm 9 15/16 25.2 cm 7 3/8 18.7 cm 2 5.1 cm MARIS **ACT-SD-STG** 119.0565.123 225 Countertop Hole Diameter: 13/8 Weight: 1 lbs. Capacity: 10 oz. 4 1/8...

lang:en score:14 filesize: 28.23 M page\_count: 134 document date: 2023-06-26

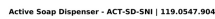


[pdf] Accessories Borchure Catalog

Catalogs Brochures 2023 Franke USA V3 4 26 23 franke content dam us en home solutions documents1 catalogs and brochures core |||

COLLECTIONS 2023 2 2023 Collection COLLECTIONS 2023 FAMILIES 12 Mythos 20 Maris PRODUCT ... IS Countertop Hole Diameter: 13/8 Weight: 1 lbs. Capacity: 10 oz. 30 pt zcbmadgjqeZCB zxcvbmw 4a **ACT-SD-STG** 119.0565.123 190 3c 2 2 9 Active Polished Chrome **ACT-SD-CHR** 119.0547.902 150 Sai...

lang:en score:14 filesize: 36.74 M page\_count: 236 document date: 2023-04-26



Technical Data	
<b>Aspect</b>	
Type of material	Brass
Color	SS optics
Accessory type	Soap dispenser
<b>Product identification</b>	
Product family	None
Collection	Active



[\[pdf\]](#) Specifications Safety Datasheet Accessories Catalog

Active Soap Dispenser ACT SD SNIACTSDSNIafsupply pub media catalog product matrichefr franke  
specs ACTSDSNI srsllid AfmBOOr5BfzOdKCKEmsPa3Z72tKAiubT vuylcCad1wFEnorCLyn48LY  
SNIActive SNIafsupply AfmBOOqIQp4dDCUc0wi  
1yxkSwOH9oYDWYEEPQ2XNqXdAVVoOk8EtBZafsupply vuylcCad1wFEnorCLyn48LYafsupply  
AfmBOOpY4cUenQJO0YbMmmHwT2cHur7Am2K37ZT9q6PlOHiXgCt8 oTw oTwafsupply  
AfmBOOqBCc4AnlxSMZPf1L3hb7IIJ9vGAUaxi tpMI9hAIW9v9mlfasL AfmBOOpobCKjFFAYvc7  
KKOZD7NUXZssoOVwW25vJ3nmclvhcScXXhdEafsupply ||| ||| Active Soap Dispenser - ACT-SD-SNI  
119.0547.904 Technical Data Aspect Type of material Color Accessory type Product identification Product  
family Collection Brass SS optics Soap dispenser None Active Active Soap Dispenser - ACT-SD-SNI  
2024- ||| Active Soap Dispenser - ACT-SD-SNI 119.0547.904 Technical Data Aspect Type of material  
Color Accessory type Product identification Product family Collection Brass SS optics Soap dispenser  
None Active Active Soap Dispenser - ACT-SD-SNI 2024- ||| Active Soap Dispenser - ACT-SD-SNI  
119.0547.904 Technical Data Aspect Type of material Color Accessory type Product identification Product  
family Collection Brass SS optics Soap dispenser None Active Active Soap Dispenser - ACT-SD-SNI  
2024- ||| Active Soap Dispenser - ACT-SD-SNI 119.0547.904 Technical Data Aspect Type of material  
Color Accessory type Product identification Product family Collection Brass SS optics Soap dispenser  
None Active Active Soap Dispenser - ACT-SD-SNI 2024-  
Active Soap Dispenser - **ACT-SD-SNI** 119.0547.904 Technical Data Aspect Type of  
material Color Accessory type Product identification Product family Collection Brass  
SS optics Soap dispenser None Active Active Soap Dispenser - **ACT-SD-SNI** 2024-  
03-09 ...

lang:en score:13 filesize: 339.71 K page\_count: 1 document date: 2024-03-09



[\[pdf\]](#) Borchure Catalog

Your kitchen Franke Jun 26 2023 · You should focus on style when furnishing your home and dare to show contrasts The Centinox faucet is a solid stainless steel in Faucet Filtration Brochure EN franke content dam ca en solutions documents catalogs brochures core |||

REFRESH WHAT'S POSSIBLE [www.franke.com](http://www.franke.com) Your kitchen deserves it Kitchen professionals are captivate ... cated hues. Visit [Franke.com](http://Franke.com) to learn more Shown: Active Semi-Pro Faucet ACT-SP-MBK Soap Dispenser **ACT-SD-MBK** Maris Sink MAG11031-MBK Active [www.franke.com](http://www.franke.com) Shown: Eos Neo Faucet EOS-PD-GLD Univers...

lang:en score:12 filesize: 3.95 M page count: 16 document date: 2023-06-26

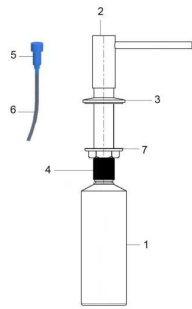


[\[pdf\]](#) Borchure Catalog

Robinets et filtration Franke Jun 26 2023 · couleurs styles depuis le robinet de cuisine base jusqu au bar  
en passant par les robinets harmonisés Eos Robinet Filtration franke content dam ca fr home solutions  
documents catalogs and brochures core |||  
RAFRACHIR CE QUI PEUT L TREwww.franke.com Votre cuisine le mrite Les  
professionnels de la cuisine ... Franke.com pour en savoir plus Illustr : Robinet Semi-  
Pro Active ACT-SP-MBK Distributeur de savon **ACT-SD**-MBK vier Maris MAG11031-  
MBK Active www.franke.com Illustr : Robinet Eos Neo EOS-PD-GLD Rob...  
lang:fr **score:11** filesize: 3.96 M page count: 16 document date: 2023-06-26

lang:fr score:11 filesize: 3.96 M page count: 16 document date: 2023-06-26





[\[pdf\]](#) Parts List Safety Datasheet

Franke Active Soap Dispenser In Satin Nickel Exploded View and Parts List ACTSDSNI ACT SD SNI  
612985542996 franke dispenser drawing 2 content abt documents 155156 |||

...

lang:fr **score:10** filesize: 82.52 K page\_count: 1 document date: 2023-07-06