

BoxWave 4381df2d-d39c-4794-a485-f9f654e9a6c9

# BoxWave USB Expansion Adapter Instruction Manual

For Backbone One (IP)

## INTRODUCTION

The BoxWave USB Expansion Adapter is an On-The-Go (OTG) Host Adapter designed to enhance the functionality of your Backbone One (IP) device. This adapter connects to the USB Type-C port on your Backbone One (IP), enabling the connection of various USB-A compatible peripherals. It allows for expanded storage, improved input methods, and efficient data transfer.

**Note: The Backbone One (IP) device is not included with this adapter.**



Image: The BoxWave USB Expansion Adapter shown connected to a Backbone One (IP) mobile gaming controller. The adapter features a USB-C male connector on one end and a USB-A female port on the other, facilitating the connection of standard USB devices to the controller.

## SETUP

---

1. **Connect the Adapter:** Insert the USB Type-C male connector of the BoxWave USB Expansion Adapter into the USB Type-C port on your Backbone One (IP) device. Ensure a secure connection.
2. **Connect Peripherals:** Plug your desired USB-A compatible peripheral (e.g., USB thumb drive, mouse, keyboard) into the USB-A female port of the BoxWave USB Expansion Adapter.



Image: A close-up view of the USB-C male connector of the BoxWave USB Expansion Adapter, which plugs into the Backbone One (IP) device.



Image: A detailed view of the USB-A female port on the BoxWave USB Expansion Adapter, where external USB devices are connected.

## OPERATING INSTRUCTIONS

Once connected, the BoxWave USB Expansion Adapter allows your Backbone One (IP) to interact with various USB peripherals:

- **External Storage:** Connect a USB thumb drive to expand your device's storage capacity. You can save photos, music, applications, and other files directly to the thumb drive, preserving internal memory.
- **Mouse and Keyboard:** Attach a USB mouse or keyboard for enhanced navigation and text input. This can facilitate faster typing for emails or more precise control in certain applications.
- **Data Transfer:** The adapter supports USB 2.0 standard for data transfer. This enables efficient backup and transfer of files between your connected device and the external USB peripheral.

## MAINTENANCE

To ensure the longevity and optimal performance of your BoxWave USB Expansion Adapter, follow these guidelines:

- **Cleaning:** Use a soft, dry cloth to clean the adapter. Avoid using liquid cleaners or abrasive materials.
- **Storage:** Store the adapter in a cool, dry place away from direct sunlight and extreme temperatures.
- **Handling:** Handle the adapter with care. Avoid bending or twisting the cable excessively, and do not force connectors into ports.

## TROUBLESHOOTING

If you encounter issues with your USB Expansion Adapter, consider the following:

- **Device Not Recognized:**
  - Ensure both the adapter and the peripheral are securely connected.
  - Verify that the peripheral you are trying to connect is compatible with OTG functionality and your Backbone One (IP) device.
  - Try connecting a different USB peripheral to confirm if the issue is with the adapter or the peripheral.
- **Slow Data Transfer:**
  - The adapter supports USB 2.0 speeds. Ensure that your connected peripheral also operates at USB 2.0 or lower speeds for optimal compatibility.
  - Large file transfers may naturally take longer.

## SPECIFICATIONS

Brand	BoxWave
Model Number	4381df2d-d39c-4794-a485-f9f654e9a6c9
ASIN	B0CNHVXZWW
Package Dimensions	2.95 x 1.85 x 0.24 inches
Item Weight	0.3 ounces
Compatible Devices	Keyboard, Laptop, Mouse, Smartphone, Tablet (specifically Backbone One (IP))
Connector Type	USB Type C (Male), USB Type A (Female)

**Data Transfer  
Standard**

USB 2.0


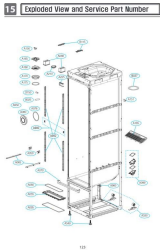
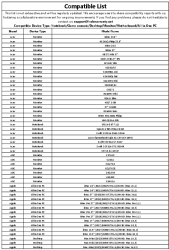
## SUPPORT




This product includes limited third-party technical support for the Backbone One (IP) device (up to 3 inquiries via electronic messaging). Please note that this support is not affiliated with or endorsed by Backbone.

For further assistance, please refer to the contact information provided with your purchase or visit the BoxWave website.

© 2023 BoxWave Corporation. All rights reserved.

### Related Documents - 4381df2d-d39c-4794-a485-f9f654e9a6c9

	<p><a href="#">AIKO Neostar Pro 3S+54 Dual-Glass Module Datasheet</a></p> <p>Technical specifications and performance data for the AIKO Neostar Pro 3S+54 Dual-Glass Module, featuring 480W-490W output, high efficiency, and a 30-year linear performance warranty.</p>
	<p><a href="#">LG S3BF Steam Cleaner Exploded View and Service Parts List</a></p> <p>Comprehensive exploded view diagrams and service part numbers for the LG S3BF steam cleaner, detailing all components for identification and service.</p>
	<p><a href="#">HubWarranty Compatible Device List: Acer, Apple, HP, Dell, Lenovo &amp; More</a></p> <p>Explore the HubWarranty compatibility list featuring a wide range of Acer, Apple, HP, Dell, Lenovo, and other brand devices including monitors, notebooks, desktops, and all-in-one PCs. Find model numbers and device types for compatibility checks.</p>

 <p>Tupperware Parts Catalog</p> <p>This catalog lists various Tupperware parts and accessories, including item numbers, mold numbers, descriptions, and pricing. The list is organized by product line and includes items such as lids, bases, and storage containers.</p>	<p><a href="#">Tupperware Parts Catalog: Find Replacement Parts and Accessories</a></p> <p>Comprehensive catalog of Tupperware parts, including item numbers, mold numbers, descriptions, and pricing for a wide range of kitchenware and food storage solutions.</p>
 <p><b>MOEN</b> Specifications</p> <p><b>CIA™</b></p> <p>Two-Handle Roman Tub Faucet Trim</p> <p>Model TS578 series</p> <p>This technical drawing shows the specifications for the Moen CIA™ Two-Handle Roman Tub Faucet Trim. It includes a side view and a top view, with dimensions for the faucet body, handles, and mounting. The drawing also shows the M-PACT™ common valve system.</p>	<p><a href="#">Moen CIA™ Two-Handle Roman Tub Faucet Trim Specifications</a></p> <p>Detailed specifications for the Moen CIA™ Two-Handle Roman Tub Faucet Trim, including operation, standards, warranty, and critical dimensions. Features lever handles and M-PACT™ common valve system.</p>
 <p><b>MOEN</b> Specifications</p> <p><b>CAMBIA™</b></p> <p>Two-Handle Roman Tub Faucet Trim</p> <p>Model TS578 series</p> <p>This technical drawing shows the specifications for the Moen Cambium™ Two-Handle Roman Tub Faucet Trim. It includes a side view and a top view, with dimensions for the faucet body, handles, and mounting. The drawing also shows the M-PACT™ common valve system.</p>	<p><a href="#">Moen Cambium™ Two-Handle Roman Tub Faucet Trim Specifications</a></p> <p>Detailed specifications for the Moen Cambium™ Two-Handle Roman Tub Faucet Trim, including dimensions, operation, standards, and warranty information. Model TS578 series.</p>