

## Manuals+

[Q & A](#) | [Deep Search](#) | [Upload](#)

[manuals.plus](#) /

› [YESYAMO](#) /

› [YESYAMO 2K Solar Wireless Outdoor WiFi Surveillance Camera User Manual](#)

## YESYAMO C8T-B

# YESYAMO 2K Solar Wireless Outdoor WiFi Surveillance Camera User Manual

Model: C8T-B

## INTRODUCTION

---

Thank you for choosing the YESYAMO 2K Solar Wireless Outdoor WiFi Surveillance Camera. This manual provides detailed instructions for the installation, operation, and maintenance of your camera. Please read this manual thoroughly before use and keep it for future reference.



Image: The YESYAMO 2K Solar Wireless Outdoor WiFi Surveillance Camera, featuring the camera unit, solar panel, and a smartphone screen displaying the camera's live feed.

## SAFETY INFORMATION

---

Please observe the following safety precautions to prevent damage to the product or injury to yourself and others:

- Ensure the camera is installed in a stable location to prevent falling.
- Do not expose the camera or solar panel to extreme temperatures outside the operating range (-20°C to 60°C).
- Keep the camera away from fire or heat sources.
- Do not attempt to disassemble or modify the camera. This will void the warranty.
- Use only the provided power accessories or recommended replacements.
- Ensure all cables are properly secured to prevent tripping hazards or damage.
- This camera is IP66 waterproof, but avoid submerging it in water.

## PACKAGE CONTENTS

---

Verify that all items are present in your package:

- YESYAMO 2K Solar Wireless Outdoor WiFi Surveillance Camera
- Solar Panel (with 3M cable)
- Mounting Bracket
- Mounting Screws and Wall Plugs
- Instruction Manual (this document)

## PRODUCT OVERVIEW

---


Familiarize yourself with the components of your YESYAMO surveillance camera system.

# IP66 impermeabile

Adatto all'esterno in tutte le condizioni atmosferiche



-20°C



60°C

**2K**

2K  
QHD



IP66  
impermeabile



Rilevamento  
PIR



Rotazione  
di 360°



Visione notturna  
colorata



Archiviazione  
SD/cloud



Image: An illustration highlighting key features of the camera and solar panel, including IP66 waterproofing, 2K QHD resolution, PIR detection, 360-degree rotation, color night vision, and SD/cloud storage options.

## Camera Unit

- **Lens:** Captures 2K QHD video.
- **Infrared LEDs:** For black and white night vision.
- **Spotlights:** For color night vision and deterrence.
- **PIR Sensor:** Detects human motion.

- **Microphone:** For audio input.
- **Speaker:** For two-way audio and siren output.
- **Antennas:** For 2.4GHz Wi-Fi connectivity.
- **Micro SD Card Slot:** Supports up to 128GB for local storage.
- **Reset Button:** For factory reset.

## Solar Panel

- **Photovoltaic Cells:** Convert sunlight into electrical energy.
- **Charging Cable:** Connects to the camera for continuous power.

## SETUP

---

### 1. Initial Charging

Before first use, fully charge the camera's built-in 15000 mAh battery using a standard 5V USB charger (not included). This ensures optimal performance and battery longevity.

### 2. App Installation and Account Creation

Download the "Yes iH" app from your smartphone's app store (compatible with Android and iOS devices). Follow the on-screen instructions to create an account and log in.



Image: A smartphone screen showing the "Yes iH" app icon, indicating compatibility with both Android and Apple iOS devices.

### 3. Connecting to Wi-Fi

The camera supports 2.4GHz Wi-Fi networks only. 5GHz networks are not supported. Follow the in-app instructions to add your camera and connect it to your home Wi-Fi network.

**Una volta installato, non è necessario rimuoverlo**  
**365** giorni di energia **solare** continua



**3M**

Cavo solare

**2.4G** WiFi ✓ / 5G WiFi ✕

**Telecamera Wifi Esterno**  
Batteria ricaricabile



Image: The YESYAMO camera connected to its solar panel, illustrating the 3-meter solar cable and emphasizing support for 2.4G WiFi.

#### 4. Mounting the Camera and Solar Panel

The camera and solar panel can be mounted separately. Choose a location that provides a clear view and receives ample sunlight for the solar panel.

- **Wall Mounting:** Use the provided screws and wall plugs to secure the mounting bracket to a wall.
- **Ceiling Mounting:** The camera also supports ceiling installation.

- Connect the solar panel's 3-meter cable to the camera's charging port.

# Installazione in 3 minuti, 100% senza fili



Image: An illustration demonstrating two installation methods for the YESYAMO camera: wall mounting and ceiling mounting, highlighting its 100% wireless design and 2.4GHz Wi-Fi connectivity.

## OPERATING INSTRUCTIONS

### 1. Live View

Open the "Yes iH" app and select your camera to view the live feed. The camera provides 2K QHD resolution for clear images.



Image: A visual representation of the camera's 2K QHD (2304x1296) resolution, demonstrating its clarity with a 5x digital zoom feature on a car's license plate.

## 2. PTZ Control (Pan/Tilt/Zoom)

Control the camera's movement directly from the app. It supports 355° horizontal pan and 90° vertical tilt, providing 360° coverage.

# Copertura a **360°** di tutti gli angoli

Panoramica a 355° e inclinazione a 90°, rotazione a piacimento



Image: An illustration showing the camera's 355-degree pan and 90-degree tilt capabilities, allowing for full 360-degree coverage, controlled via a smartphone app.

### 3. Motion Detection and Alerts

The camera features an upgraded PIR intelligent infrared sensor and AI humanoid analysis to reduce false alarms. When suspicious activity is detected:

- Lights will turn on.
- An alarm siren will activate.

- You will receive an instant push notification (within 1 second) on your phone.
- Two-way audio allows you to speak to intruders.

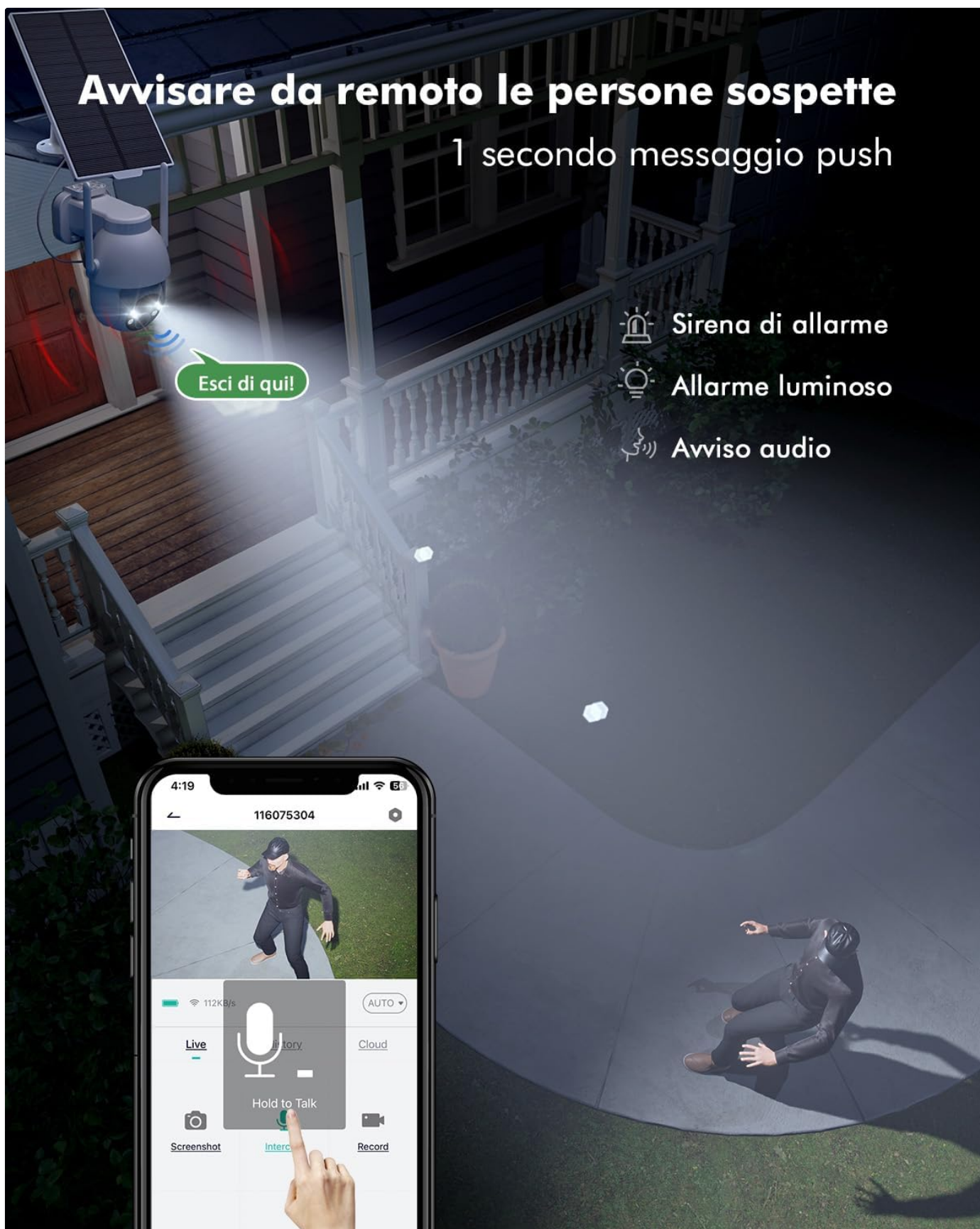


Image: A scene depicting the camera's PIR detection triggering a triple alert system: a siren, bright lights, and an audio warning, with a smartphone displaying the live feed and two-way audio control.



Image: An illustration demonstrating the camera's AI intelligent detection, showing its ability to accurately distinguish human figures from other moving objects like pets or vehicles, with a claimed 99% accuracy.

#### 4. Night Vision

The camera offers two night vision modes:

- **Infrared Night Vision:** Provides clear black and white images in complete darkness.
- **Color Night Vision:** Equipped with 4 infrared night vision lights, the camera can detect humanoids and automatically turn on spotlights to provide ultra-clear color night vision.

#### 5. Two-Way Audio

Use the built-in microphone and speaker to communicate with visitors or deter intruders from your smartphone.

#### 6. Recording and Playback

The camera supports both local and cloud storage options:

- **Micro SD Card:** Insert a Micro SD card (up to 128GB, not included) for continuous or event-triggered recording. Data is encrypted.
- **Cloud Storage:** YESYAMO offers a unique data encryption function and a 7-day free trial for cloud storage.

# Crittografia dei dati e nessun costo nascosto



Image: The camera unit with an illustration of data encryption, showing options for cloud storage (with a 7-day free trial) and Micro SD card storage (up to 128GB).

## 7. Smart Assistant Integration

The camera is compatible with smart home platforms like Amazon Alexa, allowing voice control for viewing the live feed.



Image: An Amazon Echo Show device displaying the camera's live feed, demonstrating compatibility with Amazon Alexa for voice commands like "Alexa, show me the patio."

## MAINTENANCE

- **Cleaning:** Regularly wipe the camera lens and solar panel with a soft, damp cloth to ensure clear vision and efficient solar charging. Do not use harsh chemicals.
- **Solar Panel Efficiency:** Ensure the solar panel is free from obstructions (e.g., leaves, dirt) to maximize sunlight absorption.
- **Firmware Updates:** Check the "Yes iH" app periodically for firmware updates to ensure your camera has the latest features and security enhancements.

## TROUBLESHOOTING

Problem	Possible Cause	Solution
Camera not connecting to Wi-Fi	Incorrect Wi-Fi password; 5GHz network used; camera too far from router.	Ensure correct 2.4GHz Wi-Fi password. Move camera closer to router. Reset camera and try again.
Poor image quality	Dirty lens; low light conditions; network bandwidth issues.	Clean the lens. Ensure adequate lighting or enable night vision. Check network speed.
Battery not charging	Insufficient sunlight on solar panel; faulty cable connection.	Relocate solar panel to a sunnier spot. Check cable connection between solar panel and camera.
False motion alerts	PIR sensitivity too high; non-human motion triggering alerts.	Adjust PIR sensitivity in the app. Ensure AI humanoid detection is enabled.
No audio from camera	Microphone/speaker muted in app; volume too low.	Check audio settings in the app. Increase volume.

## SPECIFICATIONS

Feature	Detail
Model Number	C8T-B

Feature	Detail
Video Resolution	2K QHD (3MP, 2304x1296)
Connectivity	2.4GHz Wi-Fi (IEEE 802.11b/g/n)
Power Source	Solar Powered (1.6 Watts) with 15000 mAh rechargeable Lithium-ion battery
PTZ Coverage	355° Pan, 90° Tilt
Night Vision	Infrared (B&W) and Color Night Vision
Motion Detection	PIR Sensor & AI Humanoid Analysis
Audio	Two-Way Audio
Storage	Micro SD Card (up to 128GB), Cloud Storage
Weather Resistance	IP66 Waterproof
Operating Temperature	-20°C to 60°C
Dimensions (L x W x H)	13.6 x 10.6 x 14.9 cm
Weight	10 grams
Compatible Devices	Smartphone, Tablet (Android & iOS)

## WARRANTY AND SUPPORT

YESYAMO provides comprehensive customer support for its products.

- **Warranty:** The product comes with a 2-year warranty.
- **Technical Assistance:** Lifetime technical support is available.
- **Online Service:** 7x24 hours online service is provided.




Image: An infographic detailing YESYAMO's customer service commitment, including a 2-year warranty, lifetime technical assistance, and 7x24-hour online support.

For further assistance, please contact YESYAMO customer support through the contact information provided on their official website or within the "Yes iH" app.

