

Manuals.plus /

› Umi /

› Umi W5s Wireless Earbuds User Manual

Umi W5S

Umi W5s Wireless Earbuds User Manual

Model: W5S | Brand: Umi

INTRODUCTION

This manual provides detailed instructions for the Umi W5s Bluetooth 5.2 IPX7 Wireless In-Ear Earbuds. Please read thoroughly before use to ensure proper operation and longevity of your device.

Key Features

- **Intelligent Charging Case:** Automatic charging when closed, provides 3-4 full earbud charges, offering up to 24 hours of music/talk time or 100 hours of standby.
- **Bluetooth 5.2:** Ensures fast transmission speeds (up to 48MB/s) and a stable connection range of up to 15 meters, delivering deep stereo bass.
- **Ergonomic Mini Design & IPX7 Protection:** Features a comfortable, invisible in-ear design with soft eartips, and is resistant to sweat and rain.
- **Patented Independent Energy Management:** Allows for independent charging of the left and right earbuds, maximizing usage time.
- **Mono & Stereo Mode:** Both earbuds can be used individually or together, with each earbud capable of independent pairing and control.

PACKAGE CONTENTS

The Umi W5s package includes the following items:

- 2 x Wireless Earbuds
- 1 x Charging Case

- 1 x Charging Cable
- 3 x Pairs of Eartips (S/M/L)
- 1 x User Manual

PRODUCT OVERVIEW


Familiarize yourself with the components of your Umi W5s earbuds and charging case.



This image displays the Umi W5s wireless earbuds placed inside their charging case. The case is open, revealing the earbuds nestled in their compartments. A blue light indicates the charging status. The Umi logo is visible on the front of the case.



A front-facing view of the Umi W5s wireless earbuds and their compact charging case. The earbuds are shown outside the case, highlighting their design.



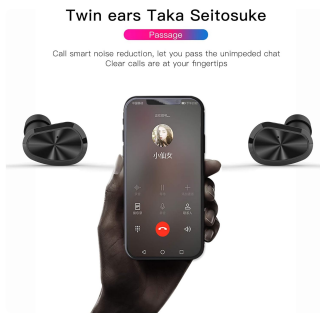
This image provides a side view of the Umi W5s wireless earbuds and their charging case, showcasing the profile and ergonomic shape of the earbuds.




A back view of the Umi W5s wireless earbuds and their charging case, showing the rear design and any ports or indicators.



An Umi W5s earbud is shown resting on a spoon, emphasizing its compact size. Text overlays indicate it is 2cm small and delicate, and weighs 4g, highlighting its light and comfortable design.



This image shows a person comfortably wearing the Umi W5s earbuds while working on a laptop and enjoying a coffee. It illustrates the earbuds' suitability for daily use in various environments.



An Umi W5s earbud is depicted partially submerged in a glass of water, visually confirming its IPX7 waterproof capability, which protects against sweat and rain.



A graphic representation of the upgraded Bluetooth 5.0 chip, emphasizing its advanced features such as faster transmission speed and extended range (up to 20M) compared to older versions.

CHARGING THE EARBUDS AND CASE

Before first use, fully charge both the earbuds and the charging case to ensure optimal battery performance.

Charging Case Indicators:

- **Left LED (Red Flash):** Indicates the left earbud is low on battery or currently charging. It will turn off when fully charged (first blue, then off).
- **Middle LED (Blue Flash):** Shows the charging case power level is between 30% and 100%. It turns off when the case is fully charged.
- **Middle LED (Red Flash):** Indicates the charging case power level is less than 30%.
- **Middle LED (Red Flash, faster for 5 minutes):** Signals that the charging case power is at 1%.
- **Right LED (Red Flash):** Indicates the right earbud is low on battery or currently charging. It will turn off when fully charged (first blue, then off).

Earbud charging time: Approximately 60 minutes.

The charging case can fully charge the earbuds 3-4 times, providing up to 24 hours of music/talk time or 100 hours of standby.

SETUP AND PAIRING

The earbuds support both mono and stereo modes, and each earbud can be paired independently.

Initial Pairing:

1. Take both earbuds out of the charging case. They will automatically power on and enter pairing mode.
2. On your device (e.g., smartphone, tablet), enable Bluetooth.
3. Search for "Umi W5s" in the list of available Bluetooth devices.
4. Select "Umi W5s" to connect. Once connected, you will hear a confirmation sound.

Reconnecting:

The earbuds will automatically reconnect to the last paired device when taken out of the case, provided Bluetooth is enabled on the device and it is within range.

OPERATING INSTRUCTIONS

The left earbud (L) is the primary control, but both L and R earbuds can control various functions.

Call Control:

- **Answer/End Call:** Single press L or R.

Music Control:

- **Play/Pause:** Single press L or R.

- **Volume Up:** Double press L or Triple press R.
- **Volume Down:** Triple press L or Double press R.
- **Previous Song:** Press and hold L for 3 seconds.
- **Next Song:** Press and hold R for 3 seconds.

MAINTENANCE AND CARE

- **Water Resistance:** The earbuds are IPX7 waterproof, meaning they are resistant to sweat and rain. *Do not immerse the headphones completely in water.*
- **Cleaning:** Use a soft, dry cloth to gently clean the earbuds and charging case. Avoid using harsh chemicals or abrasive materials.
- **Storage:** Always store the earbuds in their charging case when not in use. This protects them from damage and keeps them charged for your next use.

TROUBLESHOOTING

If you encounter any issues with your Umi W5s earbuds, please try the following steps:

- **No Sound/Connection Issues:**
 - Ensure both earbuds and the charging case are sufficiently charged.
 - Turn off and then turn on Bluetooth on your connected device.
 - Forget "Umi W5s" from your device's Bluetooth list and attempt to re-pair.
 - Place both earbuds back into the charging case, close the lid, wait a few seconds, and then take them out again.
- **Only One Earbud Working:**
 - Verify that both earbuds are charged.
 - Ensure both earbuds are taken out of the charging case simultaneously.
 - Try resetting the earbuds by placing them in the case, then removing them and re-pairing with your device.
- **Charging Issues:**
 - Check the charging cable for any damage and ensure it is securely connected to both the case and a power source.
 - Ensure the charging contacts on both the earbuds and inside the case are clean and dry.

SPECIFICATIONS

Feature	Detail
Model	W5S
Bluetooth Version	5.2
Earbud Battery Capacity	45 mAh
Charging Case Battery Capacity	450 mAh
Standby Time	100 hours
Playback Time	4 hours (earbuds), up to 24 hours with charging case
Call Time	4 hours
Connection Distance	15 meters
Earbud Dimensions	2.6 x 1.6 x 2.1 cm
Charging Case Dimensions	6.2 x 4.5 x 2.1 cm
Water Resistance Rating	IPX7
Weight	104 Grams
Impedance	32 ohms
Frequency Range	20 Hz - 20,000 Hz
Compatible Devices	Phones (iPhone, Samsung, Huawei)

WARRANTY AND SUPPORT

Umi W5s earbuds come with a 12-month worry-free warranty from the date of purchase.

For any assistance, questions, or concerns, please contact our dedicated customer support team:

- 24-hour email support is available for all inquiries.
- We are committed to 100% customer satisfaction.

IMPORTANT SAFETY INFORMATION

- Do not allow the headphones to come into contact with water beyond their IPX7 rating (e.g., do not submerge).
- Fully charge the earbuds and charging case before first use to ensure proper battery calibration and performance.
- Avoid exposing the device to extreme temperatures, direct sunlight, or high humidity.

- Do not attempt to disassemble, repair, or modify the device yourself. This may void the warranty and cause damage.
- Keep out of reach of children and pets.