

manuals.plus /

- › [nuphy](#) /
- › [nuphy Air75 V2 Portable 75% Mechanical Keyboard Instruction Manual](#)

nuphy Air75 V2

nuphy Air75 V2 Portable 75% Mechanical Keyboard Instruction Manual

Model: Air75 V2

PRODUCT OVERVIEW

The nuphy Air75 V2 is a highly versatile and portable 75% mechanical keyboard designed for efficiency and comfort across various operating systems. Its compact form factor, combined with advanced wireless capabilities and extensive customization options, makes it an ideal choice for both work and gaming environments.

Key features include a unique translucent bottom shell, durable PBT keycaps, vibrant RGB backlighting, and QMK/VIA support for personalized key layouts and lighting effects. The keyboard also boasts a long-lasting battery and multiple connectivity modes to suit your needs.



SETUP AND CONNECTIVITY

What's in the Box

Upon unboxing your nuphy Air75 V2, you will find the keyboard itself, along with a USB Cable for wired connection and charging. Additional accessories such as a keycap/switch puller and sample switches may also be included.

Video 1: Nuphy Air75 V2 Wireless Keyboard Unboxing Experience. This video demonstrates the unboxing process and contents of the keyboard package.

Connectivity Modes

The Air75 V2 offers three versatile connectivity options:

- **Bluetooth 5.1:** Connects wirelessly to up to 4 devices simultaneously, allowing for seamless switching between them.
- **2.4G Wireless:** Utilizes a dedicated 2.4GHz dongle for a high-performance, low-latency wireless connection, ideal for gaming.
- **USB-C Wired:** Provides a stable wired connection and charges the keyboard's internal battery.

To switch between modes, use the dedicated toggle switches located on the top edge of the keyboard. The keyboard is compatible with Mac, Windows, Linux, Android, and iOS systems.



Figure 2: The Air75 V2 supports multi-device connectivity across various operating systems.

OPERATING THE KEYBOARD

Key Features and Design

The Air75 V2 features a high-quality aluminum frame with a unique translucent bottom shell, allowing visibility of the internal structure. It comes equipped with durable Double-shot PBT keycaps for a comfortable touch and long-lasting legends.



Figure 3: Translucent bottom shell design of the Air75 V2.

RGB Backlighting and Indicator Lights

The keyboard boasts over 21 different RGB backlight effects, easily changeable via key combinations. Two RGB light bars are integrated into the aluminum frame:

- **Left Bar:** Indicates Caps Lock status and current connection mode (wired, Bluetooth, 2.4G).
- **Right Bar:** Displays battery level and system mode.

These indicators provide visual feedback on the keyboard's status.

QMK/VIA Customization

With full QMK/VIA support, the Air75 V2 offers extensive customization. Users can remap keys, create macros, and customize lighting effects through the VIA console, unlocking endless possibilities for personalized use.

**Create keybindings without bounds,
transform layouts VIA layers.**



Based on QMK/VIA, you can create a keyboard with your own ideas and make the keyboard more enjoyable for you.


Figure 4: QMK/VIA software allows for comprehensive keyboard customization.

Hot-Swappable Switches

The Air75 V2 features hot-swappable switches, allowing users to easily replace or upgrade switches without soldering. This enables a customized typing experience tailored to individual preferences.

Hot-swappable

Air75 V2 keyboard is hot-swappable, allowing you to easily replace or upgrade your switches without soldering and to enjoy a different typing experience free of restriction.



Please refer to the title or description page for the specific switch type of the keyboard.

Figure 5: The hot-swappable design allows for easy switch replacement.

Adjustable Feet

The keyboard includes two-stage adjustable feet on the bottom case, providing ergonomic typing angles for enhanced comfort during prolonged use.



Figure 6: The adjustable feet provide customizable typing angles.

MAINTENANCE

To ensure the longevity and optimal performance of your nuphy Air75 V2 keyboard, regular maintenance is recommended:

- **Cleaning:** Use a soft brush or compressed air to remove dust and debris from between the keycaps. For deeper cleaning, carefully remove keycaps using the provided puller and wipe the surface with a slightly damp, lint-free cloth.
- **Keycap Care:** PBT keycaps are durable, but avoid harsh chemicals or abrasive materials that could damage the legends.
- **Switch Care:** If you experience issues with a specific switch, you can hot-swap it with a new one. Ensure the new switch is properly aligned before pressing it into place.
- **Battery:** To maximize battery life, turn off the keyboard when not in use, especially if you plan to store it for an extended period.

TROUBLESHOOTING

If you encounter any issues with your nuphy Air75 V2 keyboard, try the following troubleshooting steps:

- **Connectivity Issues:** Ensure the correct mode (Bluetooth, 2.4G, Wired) is selected using the toggle switch. For wireless connections, check that the keyboard is properly paired or the dongle is securely inserted. Try restarting the keyboard and the connected device.
- **Keys Not Responding:** If specific keys are not working, ensure the switches are properly seated. If the issue persists, try hot-swapping the problematic switch with a spare one.
- **Backlight Problems:** Adjust backlight brightness and effects using the function key combinations or the VIA software. Ensure the keyboard battery has sufficient charge.
- **Firmware Update:** Check the official nuphy website for any available firmware updates that might resolve known issues.

For further assistance, please refer to the official nuphy support channels.

SPECIFICATIONS

Feature	Detail
Product Dimensions	12.46 x 5.22 x 0.53 inches
Item Weight	1.15 pounds
Manufacturer	nuphy
Item Model Number	Air75 V2
Batteries	1 9V batteries required (4000mAh capacity)
Connectivity Technology	2.4GHz, Bluetooth, USB-C
Compatible Devices	Laptop, PC, Tablet
Keyboard Description	Supports Windows/Mac OS/Linux system
Special Feature	Backlit (RGB)
Number of Keys	84
Polling Rate	1000Hz (2.4G/Wired), 125Hz (Bluetooth)

Switch Types (Gateron Low-Profile 2.0)

- **Brown 2.0 (Tactile, 55gf):** Pre-travel 1.7±0.4mm, Total travel 3.2±0.2mm. Operating force 55±15gf, End force 60±5gf. Factory lubed.
- **Blue 2.0 (Clicky, 65gf):** Pre-travel 1.7±0.4mm, Total travel 3.2±0.2mm. Operating force 65±15gf, End force

60±5gf. Factory lubed.

- **Red 2.0 (Linear, 45gf):** Pre-travel 1.7±0.4mm, Total travel 3.2±0.2mm. Operating force 50±15gf, End force 60±5gf. Factory lubed.




Video 2: Nuphy Air75 V2 mechanical keyboard demonstration, including switch sounds and features.




WARRANTY AND SUPPORT

For warranty information, technical support, or to explore additional products and accessories, please visit the official nuphy store or contact their customer service directly.

Official nuphy Store: <https://www.amazon.com/stores/NuPhy/page/70498AF9-6FE4-426F-9DDB-3083C9CC1807>

Related Documents - Air75 V2

	<p>NuPhy AIR75 V2 Quick Guide</p> <p>A quick guide to the NuPhy AIR75 V2 keyboard, covering system selection, connection modes, wireless device pairing, backlight and sidelight settings, sleep mode, shortcuts, and VIA keymap configuration.</p>
	<p>NuPhy AIR75 Quick Guide: Keyboard Operation, Lighting, and Settings</p> <p>A concise guide to the NuPhy AIR75 keyboard, covering operation modes, RGB lighting customization, backlight settings, sleep mode, and screenshot shortcuts.</p>
	<p>NuPhy Air75 Quick Start Guide</p> <p>A comprehensive quick start guide for the NuPhy Air75 keyboard, covering system selection, connection modes, wireless device pairing, LED indicators, backlight and sidelight settings, battery status, and other key combinations for efficient use.</p>

	<p>NuPhy AIR75 V2 Quick Guide and Poster</p> <p>A comprehensive guide to the NuPhy AIR75 V2 mechanical keyboard, covering connection modes, system selection, wireless pairing, backlight settings, sleep mode, shortcuts, and VIA keymap configuration. Includes FCC and IC warnings.</p>
	<p>NuPhy NOS7S Quick Guide: Setup, Settings, and VIA Configuration</p> <p>A comprehensive quick guide for the NuPhy NOS7S mechanical keyboard, covering system selection, backlight and sidelight settings, sleep mode, key combos, and VIA software configuration. Learn to customize your typing experience.</p>
	<p>NuPhy Air75 Quick Guide & FAQ</p> <p>A comprehensive quick guide and frequently asked questions for the NuPhy Air75 keyboard, covering connection modes, backlight settings, knob installation, and troubleshooting.</p>