

## Monster MH21902

# Monster Clarity 101 AirLinks Wireless Earbuds User Manual

Model: MH21902

## INTRODUCTION

Thank you for choosing the Monster Clarity 101 AirLinks Wireless Earbuds. This manual provides detailed instructions on how to set up, operate, maintain, and troubleshoot your new earbuds. Designed for an active lifestyle, these earbuds offer true wireless freedom, deep bass sound, and a secure fit, making them ideal for sports and daily use.

Key features include:

- True Wireless in-ear Headphones with powerful 6mm drivers.
- Intuitive touch controls for music and calls.
- Handy magnetic charging case with USB-C for quick recharging.
- Hands-free stereo calls with clear voice quality.
- Lightweight, ergonomic design with eartips in 3 sizes for comfort and stability.
- IPX5 water resistance.

## PRODUCT OVERVIEW

Familiarize yourself with the components of your Monster Clarity 101 AirLinks Wireless Earbuds.



The Monster Clarity 101 AirLinks Wireless Earbuds securely nestled within their cylindrical charging case, showcasing the sleek design and charging contacts.



A detailed view of the left and right Monster Clarity 101 earbuds, highlighting their ergonomic shape and touch-sensitive

surface with the Monster logo.



**PURE  
MONSTER  
SOUND®**

Seamlessly Connect  
Your Phone

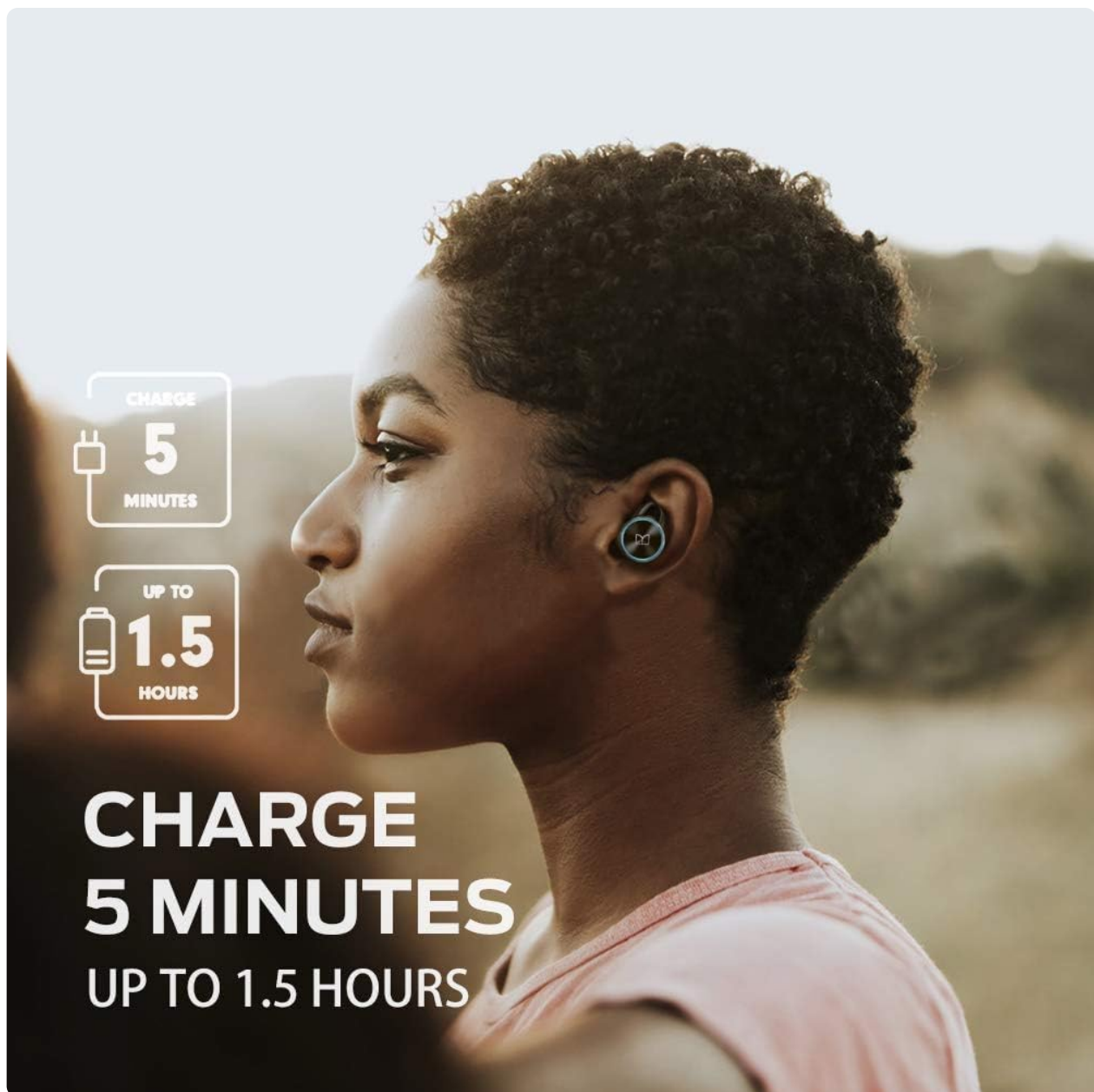
#2

A user wearing a Monster Clarity 101 earbud, emphasizing the immersive 'Pure Monster Sound' quality.



A user demonstrating the ease of 'One-Step Pairing' with the Monster Clarity 101 earbuds, which connect as 'Clarity 101'.





**CHARGE  
5 MINUTES  
UP TO 1.5 HOURS**

An illustration highlighting the quick charge capability: just 5 minutes of charging provides up to 1.5 hours of listening time.



# CONTROL WITH A TOUCH

Seamlessly Connect  
Your Phone

A user demonstrating the seamless 'Control with a Touch' feature on the Monster Clarity 101 earbuds.



## WIRELESS PURE MONSTER SOUND

always lead. never follow

An infographic detailing the core features of the Monster Clarity 101 AirLinks, including Pure Monster Sound, IPX5 Waterproofing, SecureFit SportClip, Type-C Fast Charging, Hands-free Calls, and Touch Control.



The Monster Clarity 101 earbuds are shown with water splashing, illustrating their IPX5 waterproof rating, making them suitable for workouts and light rain.




An earbud with a circuit board overlay, highlighting the integrated Bluetooth 5.0 technology for stable and efficient wireless

connectivity.



An illustration demonstrating the unique 360-degree rotating design of the charging case, which protects the earbuds and offers a distinctive aesthetic.



A graphic illustrating the impressive battery life: up to 8 hours of playback from the earbuds and a total of 60 hours with the charging case.



A diagram showcasing the included small, medium, and large ear tip sizes, ensuring a comfortable and secure fit for various ear shapes.





A detailed cross-section diagram illustrating the 6mm dynamic speaker, responsible for delivering the powerful and clear audio experience.

## SETUP

---

### Charging the Earbuds and Case

Before first use, fully charge the earbuds and the charging case.

1. Place the earbuds into the charging case. Ensure they are correctly seated in their respective slots (L for left, R for right).
2. Connect the USB-C charging cable to the charging port on the case and the other end to a USB power source (e.g., wall adapter, computer USB port).
3. The indicator lights on the earbuds and/or case will illuminate to show charging status. Once fully charged, the lights will typically turn off or change color. The charging case takes approximately 120 minutes to fully charge.

### Initial Pairing

Follow these steps to pair your earbuds with your Bluetooth-enabled device:

1. Ensure the earbuds are charged.
2. Open the charging case. The earbuds will automatically enter pairing mode, and their indicator lights will flash.
3. On your device (smartphone, tablet, etc.), go to the Bluetooth settings.
4. Search for available devices and select "Clarity 101" from the list.
5. Once connected, the earbud indicator lights will stop flashing, and you will hear a confirmation tone.

The earbuds will automatically reconnect to the last paired device when removed from the case, provided Bluetooth is enabled on your device and it is within range.

## OPERATING INSTRUCTIONS

---

### Touch Controls

The Monster Clarity 101 AirLinks feature multi-function touch controls on each earbud:

| Action                   | Control                                    | Description   |
|--------------------------|--|---|
| Play/Pause               | Single tap on either earbud                | Plays or pauses audio playback.   |
| Next Track               | Double tap on the right earbud             | Skips to the next song.   |
| Previous Track           | Double tap on the left earbud              | Goes back to the previous song.   |
| Volume Up                | Triple tap on the right earbud             | Increases the volume.   |
| Volume Down              | Triple tap on the left earbud              | Decreases the volume.   |
| Answer/End Call          | Single tap on either earbud                | Answers an incoming call or ends an active call.                        |
| Reject Call              | Press and hold either earbud for 2 seconds | Rejects an incoming call.   |
| Activate Voice Assistant | Press and hold either earbud for 3 seconds | Activates your device's voice assistant (Siri, Google Assistant, etc.). |

## Using a Single Earbud

You can use either the left or right earbud independently for calls or music. Simply remove one earbud from the charging case, and it will automatically connect to your device. The other earbud can remain in the case or be used simultaneously for stereo sound.

## MAINTENANCE

Proper care ensures the longevity and optimal performance of your earbuds.

- **Cleaning:** Regularly clean the earbuds, especially the ear tips and charging contacts, with a soft, dry, lint-free cloth. Do not use harsh chemicals or abrasive materials.
- **Water Resistance:** The earbuds are IPX5 water-resistant, meaning they can withstand splashes and sweat. They are not designed for submersion in water. Ensure the earbuds are dry before placing them back in the charging case to prevent damage to the charging contacts.
- **Storage:** When not in use, store the earbuds in their charging case to protect them and keep them charged. Store the case in a cool, dry place away from extreme temperatures.
- **Battery Care:** To preserve battery life, avoid fully discharging the earbuds and case frequently. Charge them regularly, even if not in constant use.

## TROUBLESHOOTING

If you encounter issues with your Monster Clarity 101 AirLinks, try the following solutions:

### Earbuds Not Pairing/Connecting

- Ensure both earbuds are charged.
- Turn off and then turn on Bluetooth on your device.
- Place both earbuds back into the charging case, close the lid, wait a few seconds, then open the lid again to re-initiate pairing mode.
- If the issue persists, forget "Clarity 101" from your device's Bluetooth list and attempt to pair again from scratch.

## No Sound or Low Volume

- Check the volume levels on both your device and the earbuds (using touch controls).
- Ensure the earbuds are properly seated in your ears and the ear tips provide a good seal. Try different sized ear tips.
- Clean any debris from the earbud nozzles.
- Reconnect the earbuds to your device.

## Charging Issues

- Ensure the charging cable is securely connected to both the case and the power source.
- Try a different USB-C cable or power adapter.
- Clean the charging contacts on both the earbuds and inside the case with a dry cotton swab.

## Earbuds Disconnecting Frequently

- Ensure your device is within the Bluetooth range (up to 10 meters) and there are no significant obstacles between the earbuds and your device.
- Avoid strong electromagnetic interference from other devices.
- Ensure the earbuds are fully charged.

## SPECIFICATIONS







| Feature                             | Specification          |
|-------------------------------------|------------------------|
| Model Number                        | MH21902                |
| Connectivity Technology             | Wireless (Bluetooth)   |
| Bluetooth Version                   | 5.0                    |
| Bluetooth Range                     | 10 Meters              |
| Water Resistance Level              | IPX5 (Water Resistant) |
| Control Method                      | Touch                  |
| Audio Driver Size                   | 6 Millimeters          |
| Earbud Battery Life                 | Up to 8 hours          |
| Total Battery Life (with case)      | Up to 60 hours         |
| Charging Case Battery Charging Time | Approx. 120 minutes    |
| Item Weight                         | 4.9 ounces             |
| UPC                                 | 810079700608           |

## WARRANTY AND SUPPORT

Monster products are designed and manufactured to the highest standards. For information regarding warranty coverage and customer support, please refer to the warranty card included with your product or visit the official

Monster website. Keep your proof of purchase for any warranty claims.  
For further assistance, please contact Monster customer support.

## Related Documents - MH21902

|   |   |
|---|---|
|    | <p><a href="#">Monster MH12005 In-ear Earphones Quick Start Guide</a></p> <p>Quick start guide for Monster MH12005 In-ear Earphones, covering product overview, charging, pairing, call and music controls, indicator lights, and FCC compliance information. Learn how to set up and use your Monster Achieve 300 AirLinks wireless earbuds.</p>   |
|    | <p><a href="#">Monster Airmars XKT26 True Wireless Bluetooth Headphones - User Manual</a></p> <p>Official user manual for Monster Airmars XKT26 true wireless Bluetooth headphones. This guide provides detailed information on product features, specifications, operation, charging, pairing, mode switching, precautions, warnings, hazardous substance information, FCC compliance, and warranty service.</p> |
|   | <p><a href="#">Monster Clarity MH12003 True Wireless Earbuds Quick Start Guide</a></p> <p>Quick start guide for Monster Clarity MH12003 True Wireless Earbuds, covering product overview, power on/off, charging, pairing, volume control, calls, music playback, voice control, and LED indicator guide.</p>   |
|  | <p><a href="#">Monster N-LITE 203 AIRLINKS True Wireless Earbuds - Quick Start Guide</a></p> <p>Explore the features and controls of the Monster N-LITE 203 AIRLINKS true wireless Bluetooth earbuds. This guide covers inventory, product specifications, and intuitive touch controls for music, calls, and voice assistants.</p>   |
|  | <p><a href="#">Monster Clarity 101 Plus True Wireless Earbuds Quick Start Guide</a></p> <p>Quick Start Guide for Monster Clarity 101 Plus True Wireless Earbuds (Model No.: MH22003), covering product overview, power on/off, fitting, pairing, volume control, calling, music playback, voice control, reset, and LED indicator guide.</p>  |
|  | <p><a href="#">Monster Aria Free Quick Start Guide - Wireless Open Ear Headphones</a></p> <p>Get started quickly with the Monster Aria Free open-ear wireless headphones. This guide covers charging, pairing, controls, and wearing instructions for model MH22134.</p>  |






[\[pdf\]](#) User Manual Guide

8 Administrator Users Manual SHENZHEN JMT TECH LTD MH21902 Monster Bluetooth Headphones 2AT2J 2AT2JMH21902 mh21902

Model No.: **MH21902** Quick Guide \* please read this manual carefully and keep it for future use. Product Overview: \* Wireless Earbuds x 2 Left Right \* Charging Case \* Earwings x 2 Pair The size S earbuds come attached to the headset. \* Eartips x 3 Pairs The size M earbuds come attached to the he...

lang:en score:37 filesize: 254.09 K page\_count: 5 document date: 2019-08-19




[\[pdf\]](#) Test Report SAR Rating

CE EMC TEST REPORT Harris RF Exposure report mobile product rev SHENZHEN JMT TECH LTD MH21902 Monster Bluetooth Headphones 2AT2J 2AT2JMH21902 mh21902

RF exposure evaluation FCC ID: 2AT2J-**MH21902** Product: Monster Bluetooth Headphones Model No.: **MH21902** Additional Model No.: N/A Trade Mark: MONSTER Report No.: TCT190716E031 Issued Date: Aug. 06, 2019 Issued for: SHENZHEN JMT TECH LTD. 3F, Building 3, Jinfo Industrial Park, Hezhou Village, Hangcheng...

lang:en score:32 filesize: 388.21 K page\_count: 6 document date: 2019-08-19




[\[pdf\]](#) Product Photos

Sky123 Org Test setup photos SHENZHEN JMT TECH LTD MH21902 Monster Bluetooth Headphones 2AT2J 2AT2JMH21902 mh21902

Appendix A: Photographs of Test Setup Product: Monster Bluetooth Headphones Model: **MH21902** Radiated Emission Page 1 of 2 Conducted Emission Page 2 of 2 ...

lang:en score:30 filesize: 211.82 K page\_count: 2 document date: 2019-08-19




[\[pdf\]](#) Confidentiality Request Letter

SAC Confidentiality request rev SHENZHEN JMT TECH LTD MH21902 Monster Bluetooth Headphones 2AT2J 2AT2JMH21902 mh21902

SHENZHEN JMT TECH LTD. 3F, Building 3, Jinfo Industrial Park, Hezhou Village, Hangcheng Street, Bao ... sion 7435 Oakland Mills Road Columbia, MD 21046

Subject: Confidentiality Request for: FCC ID: 2AT2J-**MH21902** Pursuant to Sections 0.457 and 0.459 of the Commission s Rules, we hereby requestpermanent c...

lang:en score:30 filesize: 23.02 K page\_count: 1 document date: 2019-08-19



[\[pdf\]](#) Agent Authorization

SAC China FCC POA SHENZHEN JMT TECH LTD MH21902 Monster Bluetooth Headphones 2AT2J 2AT2JMH21902 mh21902

SHENZHEN JMT TECH LTD. 3F, Building 3, Jinfo Industrial Park, Hezhou Village, Hangcheng Street, Bao ... Division 7435 Oakland Mills Road Columbia, MD 21046

Subject: Agent Authorization for FCC ID: 2AT2J-**MH21902** I, the undersigned, hereby authorize Beryl zhao in Shenzhen Tongce Testing Lab to act on o...

lang:en score:30 filesize: 20.01 K page\_count: 1 document date: 2019-08-19




[\[pdf\]](#) Product Photos

Appendix B Photographs of EUT Sky123 Org External photos SHENZHEN JMT TECH LTD MH21902 Monster Bluetooth Headphones 2AT2J 2AT2JMH21902 mh21902

Appendix B: Photographs of EUT Product: Monster Bluetooth Headphones Model: **MH21902** External Photos Page 1 of 6 Page 2 of 6 Page 3 of 6 Page 4 of 6 Page 5 of 6 Page 6 of 6 ...

lang:en score:29 filesize: 921.71 K page\_count: 6 document date: 2019-08-19




[\[pdf\]](#) Product Photos Teardown

Appendix B Photographs of EUT Sky123 Org Internal photos rev SHENZHEN JMT TECH LTD MH21902 Monster Bluetooth Headphones 2AT2J 2AT2JMH21902 mh21902

Appendix B: Photographs of EUT Product: Monster Bluetooth Headphones Model: **MH21902** Internal Photos Page 1 of 6 Page 2 of 6 Antenna Page 3 of 6 Page 4 of 6 Page 5 of 6 Page 6 of 6 ...


lang:en score:29 filesize: 1.26 M page\_count: 6 document date: 2019-08-19



[\[pdf\]](#) Decleration of Conformity Test Report


Microsoft Word TCT190716E018 FCC ID 15 247 BT doc Administrator Test report rev SHENZHEN JMT TECH LTD MH21902 Monster Bluetooth Headphones 2AT2J 2AT2JMH21902 mh21902

TEST REPORT FCC ID: 2AT2J-**MH21902** Product: Monster Bluetooth Headphones Model No.: **MH21902** Additional Model No.: N/A Trade Mark: MONSTER Report No.: TCT190716E018 Issued Date: Aug. 06, 2019 Issued for: SHENZHEN JMT TECH LTD. 3F, Building 3, Jinfo Industrial Park, Hezhou Village, Hangcheng Street, Ba... lang:en score:28 filesize: 4.24 M page\_count: 68 document date: 2019-08-19



[\[pdf\]](#) Label

FCC ID User China Label SHENZHEN JMT TECH LTD MH21902 Monster Bluetooth Headphones 2AT2J 2AT2JMH21902 mh21902 Label: Label Artwork and Location Model: **MH21902** Size: L\*W= 22.8X28mm Location ... lang:en score:25 filesize: 49.45 K page\_count: 1 document date: 2019-08-19




[\[pdf\]](#) Decleration of Conformity

COCO Family declaration Shenzhen Monster Creative Technology Co Ltd MH22116 Clarity 101Plus  
2AVD2 2AVD2MH22116 mh22116

Shenzhen Monster Creative Technology Co., Ltd. Model difference statement Product  
Name: Monster Clarity 101Plus Model No.: MH22003, **MH21902**, MH22116 We  
Shenzhen Monster Creative Technology Co., Ltd., Flat G, 3/F, Building D, The Central  
Avenue, Xixiang Street, Bao an District, Shenzhen, Guangdong, ...

lang:i-klngon **score:21** filesize: 192.77 K page\_count: 1 document date: 2022-10-08

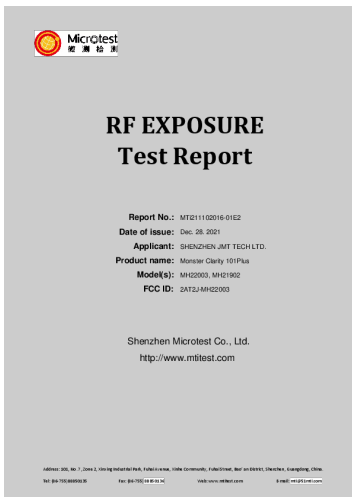


[\[pdf\]](#) Decleration of Conformity

COCO Model family declaration SHENZHEN JMT TECH LTD MH22003 Monster Clarity 101Plus 2AT2J  
2AT2JMH22003 mh22003

SHENZHEN JMT TECH LTD. Model difference statement Product Name: Monster  
Clarity 101Plus Model No.: MH22003, **MH21902** We SHENZHEN JMT TECH LTD.,  
3F, Building3, Jinfo Industrial Park, Hezhou Village, Hangcheng Street, Bao an  
District Shenzhen, China hereby state that all the models are the same circu...

lang:i-klngon **score:21** filesize: 191.14 K page\_count: 1 document date: 2022-01-12




[\[pdf\]](#) Instructions Test Report SAR Rating

4 Leo su RF Exposure SHENZHEN JMT TECH LTD MH22003 Monster Clarity 101Plus 2AT2J  
2AT2JMH22003 mh22003

RF EXPOSURE Test Report Report No.: MTi211102016-01E2 Date of issue: Dec. 28.  
2021 Applicant: SHENZHEN JMT TECH LTD. Product name: Monster Clarity  
101Plus Model s : MH22003, **MH21902** FCC ID: 2AT2J-MH22003 Shenzhen  
Microtest Co., Ltd. <http://www.mtitest.com> Address: 101, No. 7, Zone 2, Xinxing  
Indust...

lang:en **score:20** filesize: 241.09 K page\_count: 6 document date: 2022-01-12






[pdf]

Adria Galin Pons Applus Letter Authorization Shenzhen Monster Creative Technology Co Ltd MH22116 Clarity 101Plus 2AVD2 2AVD2MH22116 mh22116

C5266091\_X8\_Ed.1 Letter of Authorization Company: Shenzhen Monster Creative Technology Co., Ltd. Address: Flat G, 3/F, Building D, The Central Avenue, Xixiang Street, Bao an District, Shenzhen, Guangdong, China Product Name: Monster Clarity 101Plus Model Number: MH22003, **MH21902**, MH22116 FCC Identi...

lang:en score:20 filesize: 18.24 K page\_count: 1 document date: 2022-10-08



[pdf]

94 Adria Galin Pons Applus Letter Authorization SHENZHEN JMT TECH LTD MH22003 Monster Clarity 101Plus 2AT2J 2AT2JMH22003 mh22003

C5266091\_X8\_Ed.1 Letter of Authorization Company: SHENZHEN JMT TECH LTD. Address: 3F, Building3, Jinfo Industrial Park, Hezhou Village, Hangcheng Street, Bao an District Shenzhen, China Product Name: Monster Clarity 101Plus Model Number: MH22003, **MH21902** FCC Identifier: 2AT2J-MH22003 We authorize LG...

lang:en score:20 filesize: 84.57 K page\_count: 1 document date: 2022-01-12



[pdf] User Manual Quick Start Guide Guide Warranty

101 QSG 081111 19 1 4 Reorient or relocate the receiving antenna Increase separation between equipment and receiver Connect into an outlet on a circuit B1iAfRraj4S images na ssl amazon I

MODEL NO.:**MH21902** Quick Start Guide please read this manual carefully and keep it for future use. 1 2 4 3 5 6 7 4 Product Overview SportClip™ Multi Function Button MFB Charging Contacts Charging Case SportClip™ x 1 Pair (Install in) Earrips x 3 Pairs (L, R & U) Micro USB Charging Cable Quick Start Guide & Warranty Letter

lang:en score:19 filesize: 2.48 M page\_count: 28 document date: 2019-10-06




[\[pdf\]](#) User Manual Quick Start Guide Guide Warranty

101 QSG 081111 19 1 6de07a3576173f4196ddf0d10a10c399pult ru upload iblock 6de

6de07a3576173f4196ddf0d10a10c399 |||

MODEL NO.: **MH21902** Quick Start Guide please read this manual carefully and keep it for future use. 1 2 4 3 5 6 7 4 Product Overview SportClip™ Multi Function Button MFB Charging Contacts Charging Case - Battery level LED Earphones Left Right Indicator Charging Case SportClip™ ...

lang:en **score:19** filesize: 2.48 M page\_count: 28 document date: 2019-10-06



[\[pdf\]](#) Instructions Test Report

Measurement Report Leo su Nei Test reports SHENZHEN JMT TECH LTD MH22003 Monster Clarity 101Plus 2AT2J 2AT2JMH22003 mh22003

Test Report Report No.: MTi211102016-01E1 Date of issue: Dec. 28. 2021 Applicant: SHENZHEN JMT TECH LTD. Product name: Monster Clarity 101Plus Model s : MH22003, **MH21902** FCC ID: 2AT2J-MH22003 Shenzhen Microtest Co., Ltd. <http://www.mttest.com> Address: 101, No. 7, Zone 2, Xinxing Industrial Park, F...

lang:en **score:18** filesize: 4.24 M page\_count: 79 document date: 2022-01-13



[pdf] User Manual

MH21902 a2 12 23 User Manual Amazon Wireless Earbuds Monster Clarity 101 AirLinks Bluetooth 5 0 with Charging Case 30H Playback Time Headphones Built in Mic Truly Deep Bass for Sport Black D149Nie0nvS images na ssl amazon I |||

...

lang:en score:15 filesize: 9.14 M page\_count: 27 document date: 2019-12-23



[pdf] Product Photos

Product Monster Bluetooth Headphones Model No MH21902 External Photos Page 2 of 8 3 4 Left Right 210 133415 01 002 tele soumu go jp giteki SearchServlet2 PageID jt01 ATF 28071002

...

lang:en score:10 filesize: 1.42 M page\_count: 8 document date: 0000-00-00

