Saved from manuals.plus.
Open the live page for links to other documents and user manuals.

LENCENT S52-PW

LENCENT Wireless Earbuds User Manual

Model: S52-PW

1. Introduction

Thank you for choosing LENCENT Wireless Earbuds. This manual provides detailed instructions on how to set up, operate, and maintain your new earbuds. Please read this manual carefully before use to ensure optimal performance and longevity of your device.



Image: LENCENT Wireless Earbuds in their charging case, displaying the LED power indicator.

2. Package Contents

Please check the package for the following items:

- LENCENT Wireless Earbuds (Left and Right)
- Wireless Charging Case
- USB Charging Cable
- User Manual
- Multiple sizes of ear tips (typically S, M, L)



Image: An earbud shown alongside different sizes of ear tips, illustrating the included accessories for a comfortable fit.

3. Product Features

- **Extended Battery Life:** Enjoy up to 4-5 hours of playtime on a single charge, with the 300mAh charging case providing an additional 5-6 recharge cycles for a total of up to 30 hours of use.
- **Low Latency:** Designed for an instant response, ensuring immersive audio and seamless communication, ideal for gaming and video playback.
- **IPX5 Waterproof:** Built-in waterproof coating protects against sweat and light rain, making them suitable for workouts and outdoor activities. *Note: Do not immerse in water.*
- **Broad Compatibility:** Seamlessly connects with a wide range of Bluetooth-enabled devices including mobile phones, tablets, laptops, and computers.
- **3D Stereo Sound & Advanced ENC:** Experience crystal-clear audio with a wide sound field and effective environmental noise cancellation for clear calls even in noisy environments. Features a 13mm driver and composite diaphragm for enhanced sound details.
- **Automatic Pairing:** After initial setup, earbuds automatically power on and connect to your device when removed from the charging case.
- **Intuitive Touch Control & LED Display:** Manage calls, music, and voice assistants with simple touch gestures. The charging case features an LED display showing the remaining battery percentage of the case and individual earbuds.



Image: A visual representation of the earbuds and charging case, highlighting the 30-hour total playtime and 8 hours of single-use battery life.

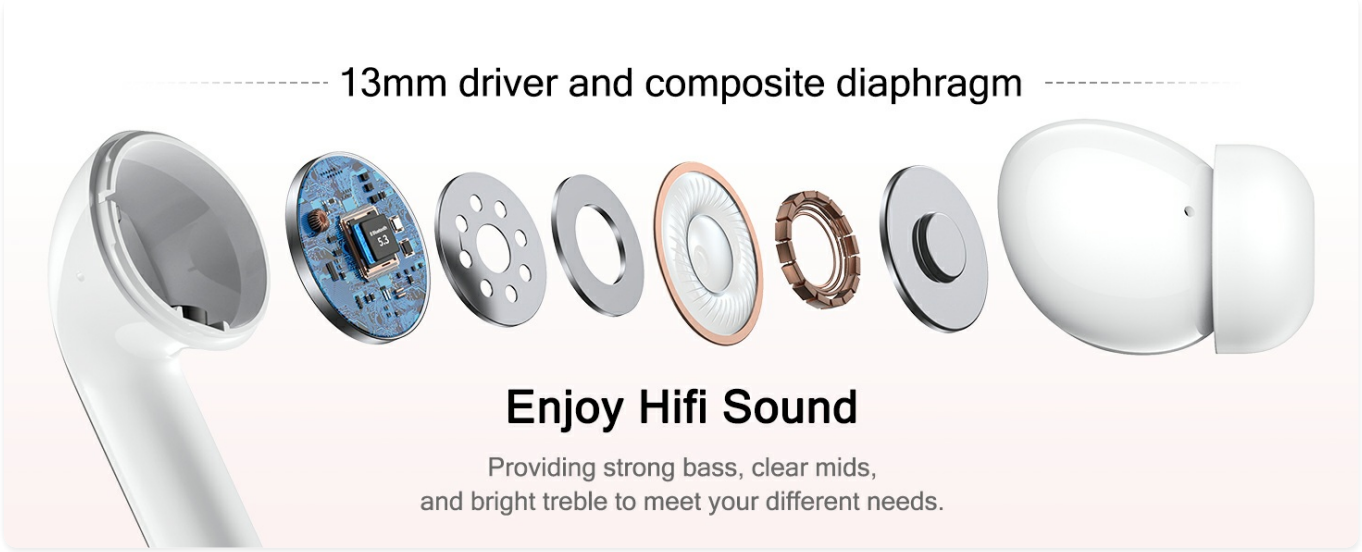

Image: An exploded diagram of an earbud, illustrating the internal 13mm driver and composite diaphragm responsible for high-fidelity sound.

4. Setup and Pairing

Initial Pairing

1. Ensure the earbuds are fully charged.
2. Open the charging case. The earbuds will automatically power on and enter pairing mode.
3. On your device (smartphone, tablet, etc.), enable Bluetooth.
4. Search for "S52" or "LENCENT S52" in the list of available Bluetooth devices.
5. Select "S52" to connect. Once connected, you will hear a confirmation tone.

Automatic Reconnection

After the initial pairing, the earbuds will automatically connect to the last paired device when removed from the charging case, provided Bluetooth is enabled on your device and it is within range.



Image: A smartphone screen showing the Bluetooth pairing process with the LENCENT S52 earbuds, indicating successful connection.

5. Operating Instructions

Touch Controls

The earbuds feature intuitive touch controls on the outer surface of each earbud. Refer to the diagram below for specific functions:



Image: A detailed diagram illustrating the touch control area on the earbud and the corresponding functions for music playback, call management, and voice assistant activation.

Action	Function
Single Tap (Left/Right)	Play/Pause Music, Answer/End Call
Double Tap (Right)	Next Song
Double Tap (Left)	Previous Song
Triple Tap (Right)	Volume Up

Action	Function
Triple Tap (Left)	Volume Down
Long Press (2 seconds)	Reject Call, Activate Voice Assistant

6. Charging

Charging the Case

- Connect the provided USB charging cable to the charging port on the case and to a USB power source (e.g., computer, wall adapter).
- The LED display on the case will show the current battery percentage during charging.
- A full charge typically takes 1-2 hours.

Charging the Earbuds

- Place the earbuds into their respective slots in the charging case. Ensure they are correctly seated.
- The earbuds will automatically begin charging. The LED display on the case will show the charging status of each earbud.
- Earbuds typically fully charge within 1-2 hours when placed in a charged case.



Image: The charging case with its lid open, clearly showing the LED digital display indicating the battery percentage of the case and the charging status of the individual earbuds.

7. Water Resistance (IPX5)

The LENCENT Wireless Earbuds are rated IPX5 waterproof, meaning they are protected against low-pressure water

jets from any direction. This makes them suitable for:

- Sweaty workouts
- Light rain
- Splashes

Important Precautions:

- Do NOT immerse the earbuds in water.
- Do NOT wear them while swimming or showering.
- Ensure the charging port is dry before charging.



Image: A woman engaged in a gym workout, wearing the earbuds, emphasizing their IPX5 waterproof rating suitable for exercise.

8. Troubleshooting

Problem	Possible Cause	Solution

Problem	Possible Cause	Solution
Earbuds not pairing	Low battery, out of range, pairing mode not active.	Charge earbuds and case. Ensure Bluetooth is on and device is within 10m. Re-enter pairing mode by placing earbuds in case and opening lid.
Only one earbud working	Earbuds not properly synced, low battery on one earbud.	Place both earbuds back in the case, close the lid, wait a few seconds, then open again. Ensure both are charged.
No sound or low volume	Device volume too low, earbuds not connected, ear tips not sealed.	Increase device volume. Reconnect earbuds. Try different size ear tips for a better seal.
Charging issue	Cable faulty, charging port dirty, power source issue.	Try a different USB cable and power source. Clean charging contacts on earbuds and case.

9. Specifications

Feature	Detail
Model	S52-PW
Bluetooth Version	5.3
Earbud Battery Life	4-5 hours (at 70% volume)
Charging Case Battery Capacity	300mAh
Total Playtime (with case)	Up to 30 hours
Earbud Charging Time	1-2 hours
Case Charging Time	1-2 hours
Water Resistance Rating	IPX5
Driver Size	13mm
Frequency Range	20Hz - 20,000Hz
Connectivity	Wireless (Bluetooth)
Compatible Devices	Mobile phones, Tablets, Laptops, Computers
Item Weight	45.2 Grams
Product Dimensions	6.5 x 5 x 2.2 cm

10. Safety Information

Please read and follow these safety guidelines:

- Do not disassemble, repair, or modify the product. This may cause fire, electronic breakdown, or complete damage to the product.
- Keep the product away from extreme temperatures (hot or cold), direct sunlight, and humidity.
- Avoid dropping or subjecting the earbuds to strong impacts.
- Do not use abrasive cleaners or harsh chemicals to clean the earbuds. Use a soft, dry cloth.
- Prolonged exposure to loud volume may cause hearing damage. Adjust volume to a moderate level.
- Keep out of reach of children and pets to prevent accidental ingestion of small parts.

11. Warranty and Support

LENCENT products are designed and manufactured to the highest quality standards. For any issues or support inquiries, please contact LENCENT customer service through the retailer where you purchased the product. Please retain your proof of purchase for warranty claims.

© 2024 LENCENT. All rights reserved.

Ask a question about this manual

Ask about setup, troubleshooting, compatibility, parts, safety, or missing instructions. Manuals+ will review the question and use this page's manual context to help answer it.

Name

Anonymous

Email

you@example.com

After a successful submission, we securely hash the supplied account or form email before sending it to Microsoft Advertising for conversion attribution. Privacy details.

Question

Example: How do I reset this device or fix this error?

Details

Model number, symptoms, what you tried, or the section of the manual you are using.

Submit question

Open the live page

https://manuals.plus/asin/B0CMWQZCRT

More documents and user manuals: **https://manuals.plus/**