

[Manuals.plus](#) /

> [Braun](#) /

> Braun Smart IPL Skin i-Expert Pro 7 Instruction Manual

Braun PL7387

Braun Smart IPL Skin i-Expert Pro 7

Model: PL7387

PRODUCT OVERVIEW

Discover the Braun Smart IPL Skin i-Expert Pro 7, the world's first smart IPL device designed for safe and effective at-home hair removal. This innovative system learns and adapts to your unique skin and hair needs, providing real-time guidance for permanent visible hair reduction. Achieve up to 2 years of smooth skin with visible results from the very first use. Dermatologically and gynecologically approved, it's eye-safe and requires no protective glasses.

SAFETY INFORMATION

- Keep out of reach of children.
- Ensure your skin tone and hair color combination is suitable for IPL treatment. The device will only flash if it is safe for your skin tone.
- Ensure good skin contact for the device to flash, due to built-in safety features.
- Do not use on tattoos, permanent makeup, dark spots, birthmarks, moles, warts, or dermal fillers.
- The device is not water resistant. Do not use in or near water.
- No protective glasses are needed due to the integrated UV filter and Skin contact sensor.

WHAT'S INCLUDED

Your Braun Smart IPL Skin i-Expert Pro 7 package includes:

- Braun Smart IPL Skin i-Expert Pro 7 Device
- Power Cord (120 volts)
- Venus Razor
- Premium Vanity Case for storage and travel
- 4 Smart Heads for different body areas:
 - Standard head (for upper legs, chest, and back)
 - Precision head for face

- Bikini precision head
- Underarm & lower legs head



Image: The complete Braun Smart IPL Skin i-Expert Pro 7 kit, showing the device, various attachment heads, a Venus razor, and the premium vanity case.

SETUP

1. **Charge the Device:** Ensure the device is fully charged before first use.
2. **Prepare Skin:** Shave the area you intend to treat with the included Venus Razor or your preferred method. Ensure skin is clean, dry, and free of any lotions or creams.
3. **Select Appropriate Head:** Choose one of the four smart heads based on the body area you are treating (e.g., larger head for legs, precision head for face).
4. **Connect to App (Optional but Recommended):** Download the Braun Skin i-expert app. Pair your device with your smartphone for personalized treatment plans, real-time guidance, and progress tracking.

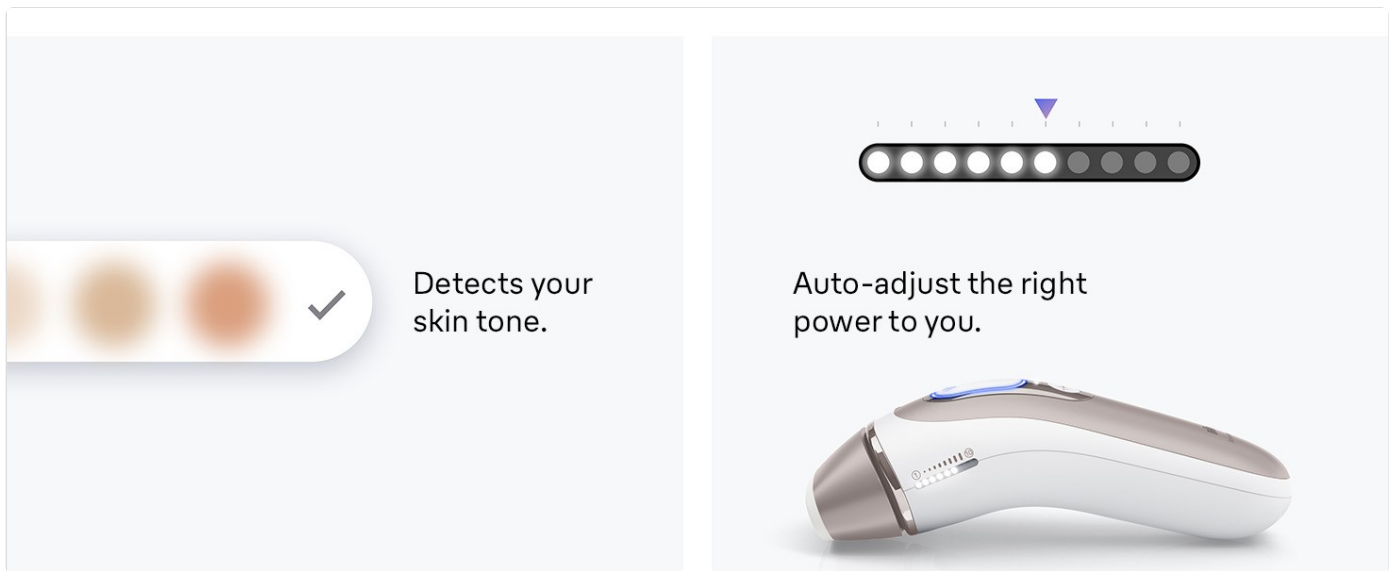


Image: Visual guide for initial setup: Shave the area, plug in the device, and use the Smart app for guidance.

OPERATING INSTRUCTIONS

The Braun Smart IPL Skin i-Expert Pro 7 is designed for intuitive use with smart features to optimize your hair removal journey.

1. **Power On:** Plug in the device. The device is corded electric (120 volts).
2. **Skin Tone Adaptation:** The device features a Smart SkinProtect Sensor that reads your skin tone 80 times per second and automatically adjusts the flash intensity for a safe and effective treatment. This ensures optimal power for your specific skin tone.
3. **Application:** Place the device flat against your skin, ensuring full contact. The device will only flash when proper skin contact is detected.
4. **Flashing:** Press the flash button. The device will emit a light pulse. For larger areas, use the gliding method by holding down the flash button and slowly moving the device across your skin. For smaller or curved areas, use the stamp method by placing the device, flashing, lifting, and moving to the next spot.
5. **Smart Head Recognition:** The device guides you with smart head recognition, ensuring you use the correct attachment for each body part.
6. **Treatment Schedule:** For visible results, use the device once per week. Full-body sessions can be completed in as little as 10 minutes. Continue using for up to 18 months for optimal results.

Official Product Videos

Results in 3 weeks!

Your browser does not support the video tag.

Video: This video demonstrates the quick results achievable with the Braun Smart IPL, showing the device in use and highlighting its effectiveness in just 3 weeks.

World's 1st Smart IPL.



- ✓ Skin tone check
- ✓ Personalized treatment plans
- ✓ Step-by-step guidance
- ✓ Real-time coverage tracker
- ✓ Intelligent calendar
- ✓ Progress overview

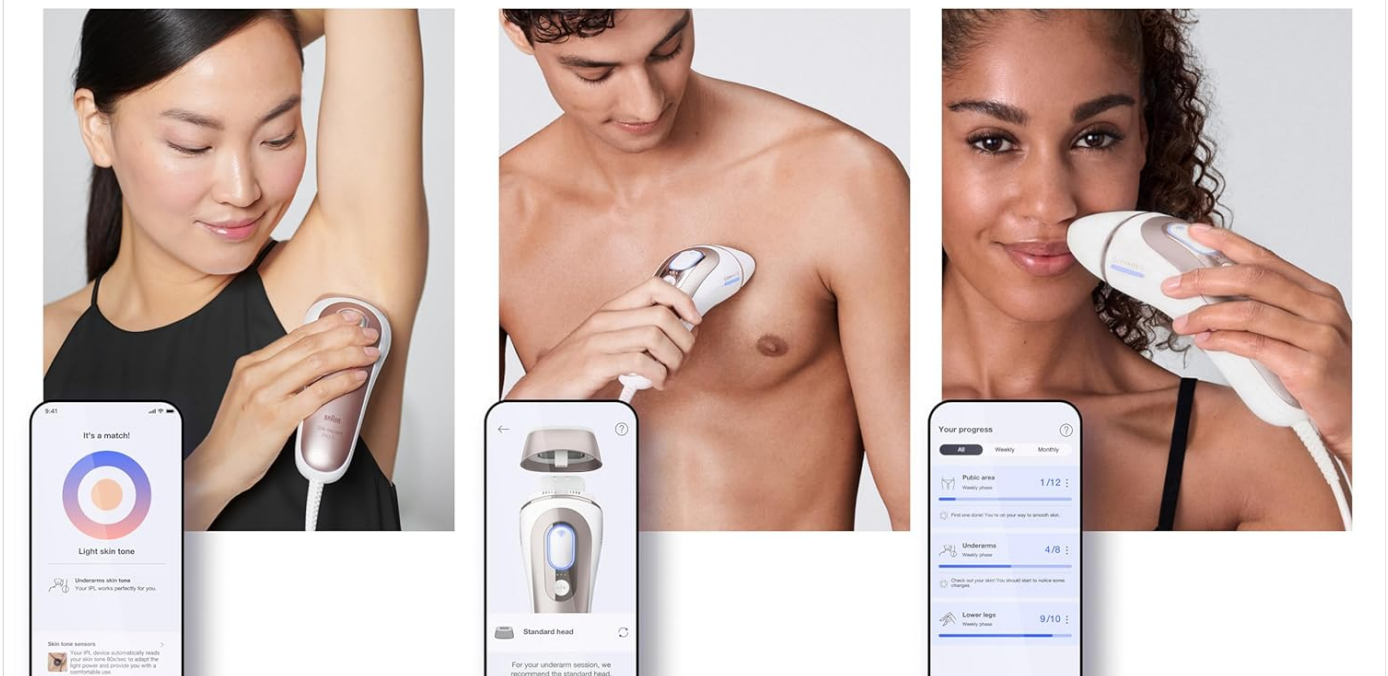



Image: The Braun IPL device in use on a woman's leg, demonstrating the application process and the accompanying app's progress tracking.

Select your result goal


Your underarms

Fastest results
Using the highest level of light suitable for your skin tone.

Balanced
For quick results while providing more skin comfort.

Skin comfort
Maximum skin gentleness but slower results.

Choose how fast you want to see results.

Image: A chart illustrating which skin tones and hair colors are suitable for IPL treatment, emphasizing the need for contrast between skin and hair color.



⁴Clinical study on lower legs 2022-2024. Individual results may vary.
⁵Legs (upper & lower), Underarm, bikini, upper lip.

Up to 95% hair reduction in only 1 month.⁴



10 min full
body session.⁵



Only 1 session per
week. Less than any
other brand in the US.

Image: The Braun IPL device displayed with its specialized attachment heads, designed for tailored treatment on different body areas including face, bikini, underarms, and legs.

MAINTENANCE

- After each use, clean the light window of the device with a soft, dry cloth.
- Store the device and all attachments in the provided premium vanity case to protect them from dust and damage.

TROUBLESHOOTING

Problem	Possible Cause / Solution
---------	---------------------------

Problem	Possible Cause / Solution
Device not flashing	Ensure the device has full skin contact. The Smart SkinProtect Sensor prevents flashing if contact is not sufficient or if skin tone is unsuitable. Check if the device is properly plugged in.
Hair regrowth after initial sessions	Consistency is key. Ensure you are following the recommended weekly treatment schedule. Individual results may vary. Continue treatments for up to 18 months for optimal results.
Discomfort during use	The device automatically adjusts intensity. If discomfort persists, ensure proper skin preparation (shaved, clean, dry). You may also adjust settings via the app for a more gentle treatment if available.

SPECIFICATIONS

- **Brand:** Braun
- **Model Number:** PL7387
- **Color:** White/Bronze
- **Power Source:** Corded Electric
- **Voltage:** 120 Volts
- **Water Resistance Level:** Not Water Resistant
- **Manufacturer:** Procter & Gamble
- **Country of Origin:** United Kingdom
- **Dimensions:** 13.98 x 9.33 x 5.43 inches
- **Weight:** 5.54 Pounds

WARRANTY & SUPPORT

The Braun Smart IPL Skin i-Expert Pro 7 comes with a 5-year warranty. For any support needs or further inquiries, please refer to the official Braun website or contact their customer service.

Additionally, the product offers a 100-day money-back guarantee, providing peace of mind for your purchase.