

## Manuals+

[Q & A](#) | [Deep Search](#) | [Upload](#)

Manuals.plus /

› [HEANTLE](#) /

› HEANTLE Smart WiFi Door Lock Set User Manual

## HEANTLE A2-BBFHST-HNT

# HEANTLE Smart WiFi Door Lock Set User Manual

Model: A2-BBFHST-HNT

## INTRODUCTION

The HEANTLE Smart WiFi Door Lock Set offers advanced security and convenience for your home. This comprehensive system provides multiple unlocking methods, remote control capabilities, and smart access management features. Designed for ease of use and robust performance, it integrates seamlessly into modern smart home ecosystems.

- **6-in-1 Unlocking:** Access your door effortlessly using fingerprint, app, passcode, physical key, or voice commands via Alexa/Google Assistant.
- **Remote Control:** With the included Wi-Fi gateway, lock/unlock your door from anywhere, receive real-time notifications, and monitor activity through the dedicated app.
- **Smart Access Management:** Manage up to 50 fingerprints and 100 user codes, including one-time, time-limited, permanent, and scheduled access for family, guests, or service providers.
- **Auto-Lock Feature:** Enhance security with customizable auto-lock settings (5-999 seconds) and manual locking options.

Your browser does not support the video tag.

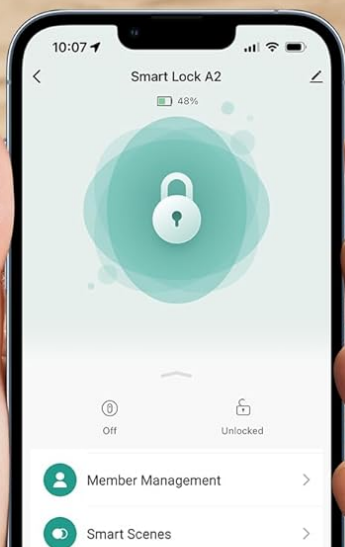
Official product overview video for the HEANTLE WiFi Smart Door Lock, demonstrating key features and benefits.

## SETUP AND INSTALLATION

Proper installation is crucial for the optimal performance and security of your HEANTLE Smart WiFi Door Lock. Ensure you have all included components and necessary tools before beginning.

### 1. Physical Installation

## Remote Unlock/Lock



## Smart & Security

## View Real-time Logs

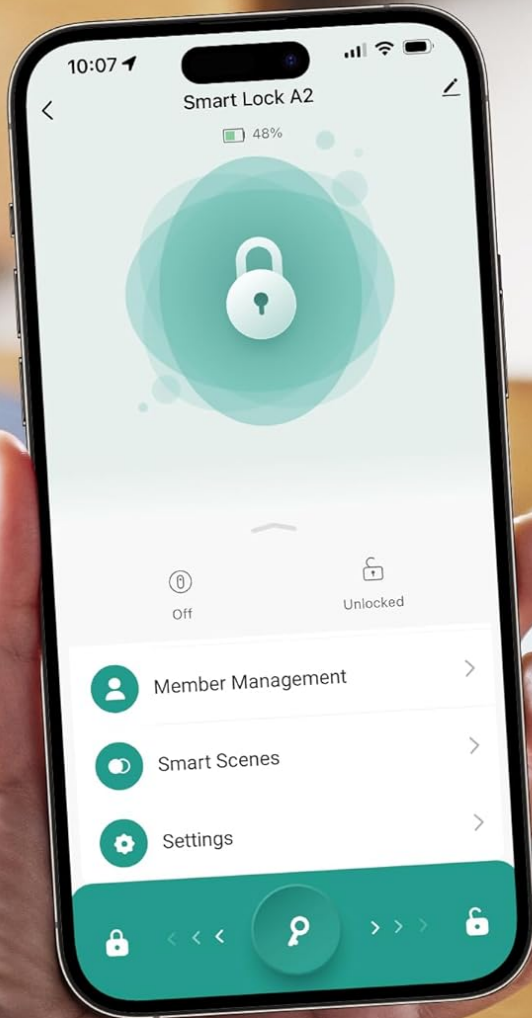


Before installing the exterior assembly, ensure the deadbolt is fully retracted (in unlocked status). Insert the spindle horizontally and test its movement several times to confirm the deadbolt extends and retracts smoothly. This step is critical for proper lock operation. Pass the cable under the deadbolt as shown in the diagram.

The package includes all necessary installation hardware and detailed instructions. For best results, follow the step-by-step guide provided in the box.

## 2. App Connection and User Management

# Remote Control from Anywhere



Remote Unlock/Lock



Set Passcodes & Fingerprints



Manage Users



View Real-time Record



Smart Notification

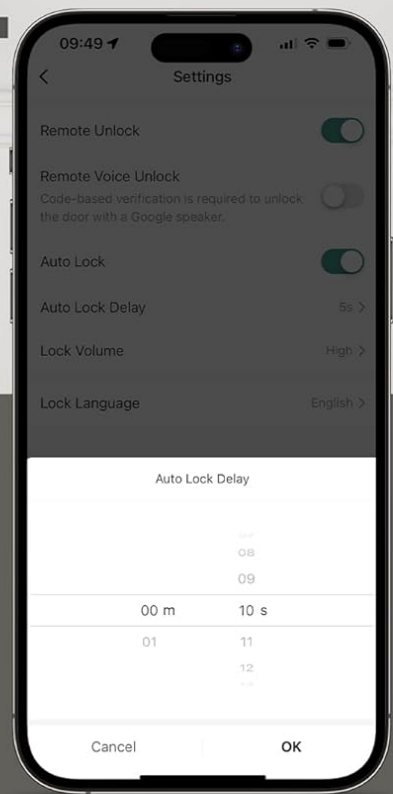
Once the physical installation is complete, connect your smart lock to the HEANTLE app via Wi-Fi (gateway included). The app allows for remote lock/unlock functionality, real-time notifications, and monitoring of lock history. Use the app to manage access for up to 50 fingerprints and 100 user codes. You can generate various types of codes: one-time, time-limited, permanent, and scheduled, providing flexible access control for different users.



# Auto Lock for Safety

Set auto-lock time(5-900S) or disable auto-lock by APP.

( Manually lock by pressing the # key 1s )



Manage access for various users including family, friends, and service providers.

## OPERATING THE LOCK

### Multiple Unlocking Methods

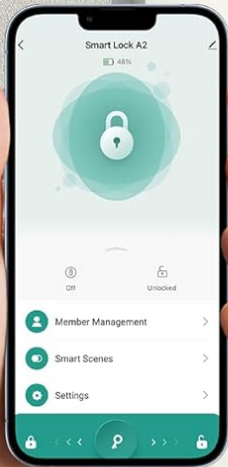
# Unlock the Way You Want



Fingerprints



APP



Passcodes



Keys



- **Fingerprint:** Place your registered finger on the sensor for quick, 0.3-second biometric identification.
- **App:** Use the HEANTLE app on your smartphone for remote unlocking/locking.
- **Passcode:** Enter your personalized digital code on the keypad. The lock supports anti-peeping passwords, allowing you to enter random digits before or after your actual code for added security.
- **Physical Key:** For traditional access or in case of power loss, use the provided physical keys.
- **Voice Control:** Integrate with Alexa or Google Assistant for convenient voice-activated unlocking (gateway required and included).

# Voice Control

Compatible with Smart Device

Hey Alexa, unlock the door.

The door is open.



A Gateway Is Required and Has Been **Included**.

Voice control via Alexa or Google Assistant provides hands-free convenience.

## Auto-Lock Functionality

# Up to 50 Fingerprints



The auto-lock feature automatically secures your door after a set period, providing peace of mind. You can enable or disable this feature and adjust the auto-lock delay from 5 to 999 seconds via the app. For manual locking, simply press the '#' key for 1 second or rotate the inside button.

## MAINTENANCE

The HEANTLE Smart WiFi Door Lock is designed for long-lasting performance with minimal maintenance.

## Battery Management

## Check Your Door Size Before Purchase



The lock operates on 4 AA batteries (not included) and offers approximately one year of battery life. The app provides real-time battery status and low-power alerts. In case batteries run critically low, you can use the provided physical key or connect a USB power bank to the emergency charging port for temporary power to unlock the door.

## TROUBLESHOOTING

If you encounter any issues with your HEANTLE Smart WiFi Door Lock, please refer to the following common troubleshooting tips.

- **Deadbolt Not Extending/Retracting Smoothly:** Ensure the deadbolt mechanism is properly aligned and moves freely before fully installing the exterior assembly. Refer to the installation section for spindle alignment.
- **Fingerprint Recognition Issues:** Ensure your finger is clean and dry when attempting to unlock. Re-register your fingerprint if issues persist.
- **Keypad Not Responding or Buttons Not Working:** Check battery levels. If specific buttons are unresponsive, contact technical support.
- **Password Error Alerts:** The lock provides real-time alerts for continuous password trial and error, indicating

potential unauthorized access attempts. Check your lock history in the app.

- **App Connectivity Issues:** Ensure your Wi-Fi gateway is properly connected and within range of the lock. Verify your 2.4GHz Wi-Fi network is stable.

For detailed troubleshooting steps or persistent issues, please contact HEANTLE technical support.

## SPECIFICATIONS

Feature	Detail
Brand	HEANTLE
Model Name	A2-BBFHST-HNT Smart Lock Handles Set
Lock Type	Biometric, Fingerprint WiFi Smart Lock Handles Set, Combination Lock, Keypad
Special Features	Auto-Lock, One-Touch Lock, Anti-Peeping Password, Battery Indicator, Wi-Fi App Remote Control, Real-time Notification, Access Management, Event History, Fingerprint/APP/key/Passcode Unlock, Alarm, Back-Lit Keypad, Break-in Detection, Heat Resistant, Resettable, Weather Resistant
Color	Black
Material	Aluminum
Item Dimensions (L x W x H)	16.93 x 7.48 x 3.93 inches
Item Weight	4.88 pounds
Power Source	4 AA Batteries (not included)
Connectivity Protocol	Bluetooth, Wi-Fi (2.4GHz)
Included Components	A WiFi Gateway, Installation Hardware, 2 keys, 1 Black Smart Lock Handles Set, Installation Instruction
Country of Origin	China

## WARRANTY AND SUPPORT

HEANTLE stands behind the quality of its products.

- **Warranty:** A free 1-year warranty is provided from the date of purchase.
- **Technical Support:** Life-time free technical support is available.

For any questions regarding installation, app troubleshooting, or product details, please contact:

**Toll Free:** 18882236660

**Email:** [heantle@hotmail.com](mailto:heantle@hotmail.com)

