

TOZO S4

TOZO AMOLED S4 AcuFit One Smart Watch Instruction Manual

Model: S4 | Brand: TOZO

PRODUCT OVERVIEW

The TOZO AMOLED S4 AcuFit One Smart Watch is designed to integrate fitness tracking and smart connectivity into your daily life. It features a vibrant 1.78-inch Ultra-Clear AMOLED HD Display with a resolution of 368x448 pixels, offering enhanced visual clarity and responsiveness. This device supports Bluetooth calling, comprehensive health monitoring, and a wide range of sports activities.



1.78" AMOLED Screen

Appreciate vivid visuals with superior color saturation and reproduction.

368x448pixel **360**ppi



100+ Watchface



Image: The TOZO S4 Smart Watch, showcasing its large, colorful AMOLED display with various data points.

WHAT'S IN THE BOX

- TOZO S4 Smart Watch
- Magnetic Charging Cable
- Quick Guide & User Manual

SETUP GUIDE

1. Initial Charge and Activation

Before first use, fully charge your TOZO S4 Smart Watch using the provided magnetic charging cable. Connect the magnetic end to the charging points on the back of the watch and the USB-A end to a compatible power source. A full charge typically takes about 2 hours.

More Reasons to Adore

Discover the added benefits of IP68 dust and water resistance and an impressive 10-day battery life.




Image: The back of the TOZO S4 Smart Watch showing the magnetic charging connection.

2. Download and Install the TOZO Health App

Locate the QR code in the Quick Guide or on the watch screen during initial setup. Scan this QR code with your smartphone to download the official TOZO Health app. Alternatively, search for "TOZO Health" in your device's app store (compatible with iOS 11.0+ and Android 9.0+).

3. Device Pairing

1. Ensure Bluetooth is enabled on your smartphone.
2. Open the TOZO Health app and follow the on-screen instructions to add a new device.
3. Select "TOZO S4" from the list of available devices.
4. Confirm the pairing request on both your smartphone and the smartwatch.

Once paired, the watch will synchronize time, date, and other settings with your phone. You can then customize

watch faces and notification preferences through the app.

OPERATING THE SMARTWATCH

Navigation and Controls

- **Touchscreen:** Swipe left, right, up, or down to navigate through menus and access different features. Tap to select options.
- **Side Button/Crown:** The physical button on the side can be used to wake the screen, return to the home screen, or access the app menu. Some models may feature a rotatable crown for scrolling.

Watch Faces

The TOZO S4 offers over 100 customizable watch faces. You can change them directly on the watch by long-pressing the home screen or through the TOZO Health app for a wider selection and personalized options.

Stay Connected

Manage calls effortlessly with direct call handling on the watch, and stay updated with real-time message previews.




Image: The TOZO S4 Smart Watch displaying multiple watch face designs.

Notifications and Calls

Once paired with your smartphone, the watch will display real-time message notifications and call alerts. Utilize the Bluetooth calling feature to make, answer, or dismiss calls directly from your wrist.



1.78" AMOLED Screen

Appreciate vivid visuals with superior color saturation and reproduction.

368x448pixel **360**ppi

100+ Watchface



Image: A person wearing the TOZO S4 Smart Watch, which displays an incoming call notification.

Music Control

Control music playback on your smartphone directly from the watch. This includes play, pause, skip tracks, and volume adjustment.

HEALTH MONITORING

The TOZO S4 integrates a high-precision sensor for continuous health tracking.

- **Heart Rate Monitoring:** Tracks your heart rate throughout the day, providing real-time data and historical trends in the app.

- **Blood Oxygen Monitoring:** Measures your blood oxygen saturation levels.
- **Stress Testing:** Accurately assesses stress levels in real-time.
- **Sleep Monitoring:** Analyzes your sleep patterns, including deep sleep, light sleep, and REM sleep stages, to help you understand and improve your sleep quality.



Enhance Your Sleep Quality

Comprehensive analysis provides valuable insights into your sleep patterns, offering a better understanding of your restful nights.



-  Deep Sleep
-  Light Sleep
-  REM
-  Wake Up

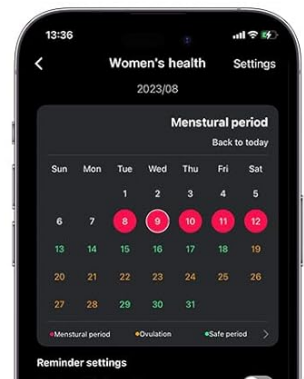


Image: A person sleeping while wearing the TOZO S4 Smart Watch, with the watch display showing sleep data.

FITNESS TRACKING

With over 100 different sports modes, the TOZO S4 helps you monitor and achieve your fitness goals.

- **Activity Tracking:** Records steps, calories burned, and distance traveled.
- **Sports Modes:** Select from various activities like running, cycling, yoga, and more to get specific workout data.



Elevate Your Fitness Routine

Engage in 100+ sports modes made to meet your fitness goals while capturing comprehensive data insights.



100+ Sports Modes



KCAL



Steps



Kilometer



Image: A person exercising outdoors while wearing the TOZO S4 Smart Watch, which shows calorie, steps, and distance data.

BATTERY LIFE & CHARGING

The TOZO S4 is equipped with a 300 mAh high-capacity battery. It provides up to 7 days of typical use on a single charge and an ultra-long standby mode of 30 days. Charging from empty to full takes approximately 2 hours using the magnetic charging cable.

WATER RESISTANCE

The device is IP68 waterproof, making it suitable for daily outdoor activities and resistant to dust and water immersion up to a certain depth and duration. Avoid hot water, saunas, or diving.

SPECIFICATIONS

Model Number	S4
Screen Size	1.78 Inches
Display Type	AMOLED HD
Resolution	368x448 pixels
Battery Capacity	300 mAh
Typical Usage Battery Life	Up to 7 days
Standby Time	Up to 30 days
Charging Time	Approx. 2 hours
Water Resistance Rating	IP68
Connectivity	Bluetooth
GPS	No GPS
Operating System Compatibility	iOS 11.0+ / Android 9.0+

TROUBLESHOOTING

- **Device Not Turning On:** Ensure the watch is fully charged. Connect it to the magnetic charger and allow it to charge for at least 10-15 minutes before attempting to power it on.
- **Pairing Issues:**
 - Confirm Bluetooth is active on your smartphone.
 - Make sure the watch is within Bluetooth range of your phone.
 - Restart both your smartphone and the smartwatch.
 - Try unpairing and re-pairing the device through the TOZO Health app.
- **Inaccurate Health Data:** Ensure the watch is worn snugly on your wrist, not too tight or too loose. Clean the sensors on the back of the watch regularly.
- **Notifications Not Appearing:** Check the notification settings within the TOZO Health app to ensure all desired app notifications are enabled. Also, verify your phone's system notification settings for the TOZO Health app.

OFFICIAL PRODUCT VIDEO

Watch this official video from TOZO for a visual guide on the S4 Smart Watch features and usage.

Your browser does not support the video tag.

Video: An official product overview of the TOZO S4 Smart Watch, demonstrating its key features and design.

WARRANTY AND SUPPORT

TOZO products typically come with a manufacturer's warranty. For specific warranty details, registration, or technical support, please refer to the Quick Guide included in your package or visit the official TOZO website. Protection plans may also be available for extended coverage.