

Manuals.plus /

› NEGTTTE /

› NEGTTTE Floor to Ceiling Cat Tree Instruction Manual

## NEGTTTE NCT007

# NEGTTTE Floor to Ceiling Cat Tree Instruction Manual

Model: NCT007

## PRODUCT OVERVIEW

---

The NEGTTTE Floor to Ceiling Cat Tree is a versatile and space-saving solution designed to cater to your cat's natural instincts for climbing, scratching, lounging, and sleeping. This 5-tier adjustable cat tower features a height range of 95 to 109 inches, making it suitable for various ceiling heights without the need for drilling. Its sturdy construction, including an upgraded top spring and thicker support columns, ensures stability and durability for up to two cats weighing no more than 20 pounds each.





Image: The NEGTTT Floor to Ceiling Cat Tree, showcasing its multi-level design and various features, with three cats interacting with different parts of the tower.

## PACKAGE CONTENTS

---

Please ensure all the following components are present before beginning assembly:

- 1 x Cat Hammock
- 3 x Cat Stands (platforms)
- 1 x Cozy Cat Condo (base unit)
- Sisal-wrapped Scratching Posts (various levels)
- Hanging Balls (toys)
- Adjustable Metal Rod (for ceiling tension)
- All necessary screws and tools for assembly

## ASSEMBLY INSTRUCTIONS

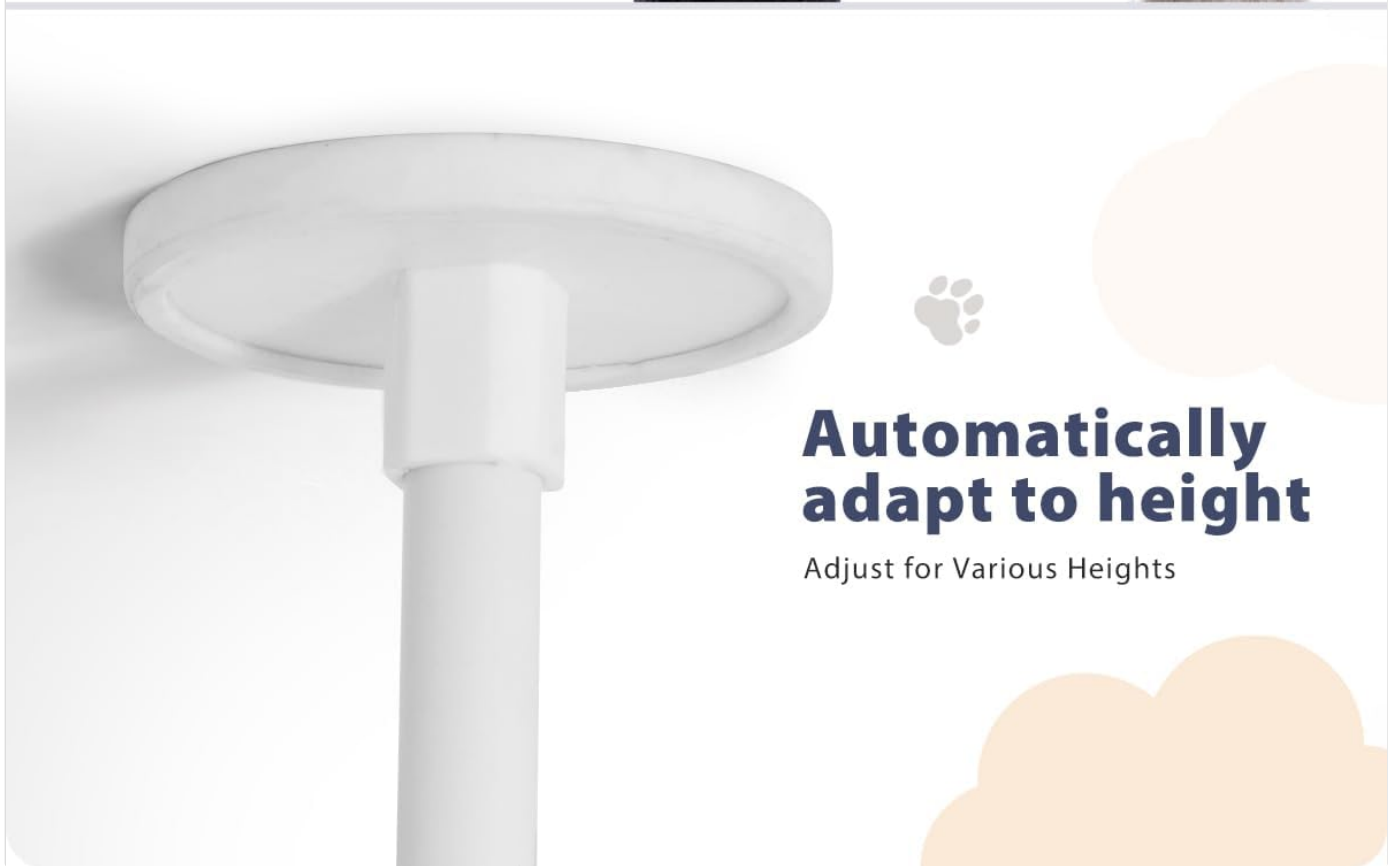
---

Assembly of the NEGTTTE Cat Tree is designed to be straightforward and typically takes approximately 13 minutes or less. No drilling is required for installation.

1. **Unpack and Identify Parts:** Carefully remove all components from the packaging. Refer to the included instruction manual for a visual guide to all parts.
2. **Assemble Base Unit:** Begin by assembling the cozy cat condo base unit according to the diagrams in the manual.
3. **Attach Lower Platforms and Posts:** Securely attach the lower scratching posts and platforms to the base unit using the provided screws. Ensure all connections are tight for stability.
4. **Install Upper Platforms and Hammock:** Continue by attaching the remaining scratching posts, platforms, and the cat hammock in the designated order.
5. **Adjust and Secure Top Rod:** Once the main structure is assembled, position the cat tree in your desired location. Twist the adjustable metal screw rod at the top of the tower to extend it until it creates firm pressure between the floor and the ceiling. This pressure-sealed fit provides stability without needing to drill.
6. **Attach Hanging Toys:** Finally, attach the hanging ball toys to the designated areas on the cat tree.

## Two Relieve Stress Scratching Post

Natural plant material sisal scratching post



## Automatically adapt to height

Adjust for Various Heights

Image: Detail of the adjustable metal rod at the top of the cat tree, demonstrating how it extends to create a secure, pressure-fit installation against the ceiling.

### PRODUCT FEATURES AND USAGE

This cat tree is designed to provide a stimulating and comfortable environment for your feline companions, encouraging natural behaviors and offering various activity zones.

- **Multi-level Climbing:** The 5-tier design allows cats to easily scamper up and down, satisfying their natural urge to climb and

explore vertical spaces.

- **Sisal Scratching Posts:** Equipped with sisal-wrapped posts, the tree provides ample scratching areas to help maintain claw health and divert scratching behavior away from furniture.
- **Cozy Hammock and Platforms:** Multiple blanket-covered platforms and a comfortable hammock offer warm and secure resting spots for napping and lounging.
- **Cat Condo:** A spacious cat condo at the base provides a private and enclosed space for your cat to feel secure and relax.
- **Interactive Hanging Balls:** The included hanging ball toys stimulate your cat's hunting instincts, providing engaging playtime.

OTHERS



## Observing

A top platform to survey their domain

## Climbing

Multi-level design for easy scampering up and down

## Scratching

2 sisal posts entertain restless claws

## Playing

A plush ball for cats to play with

## Lounging

1 basket for floating happiness

## Sleeping

A cave to snooze all day



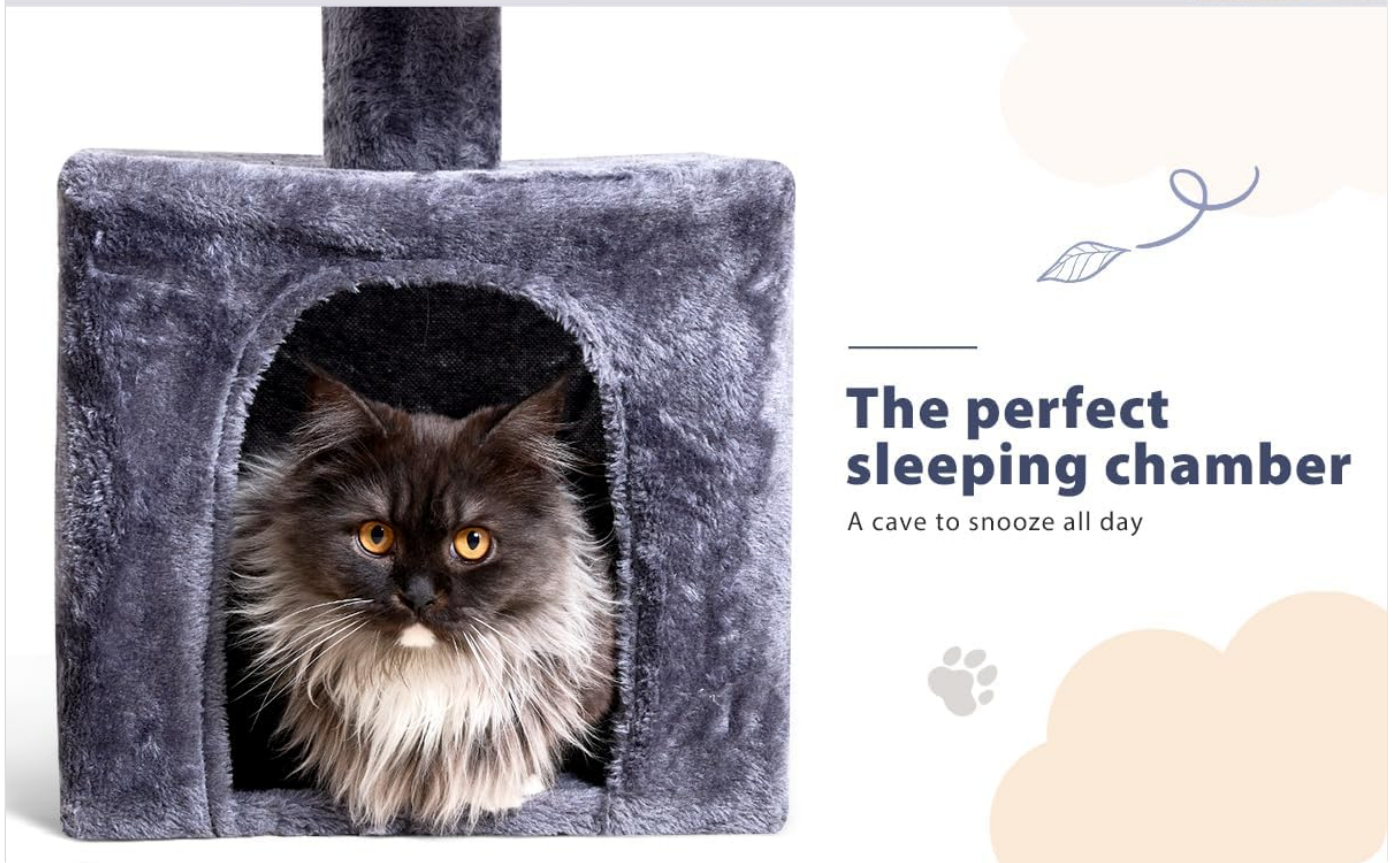
Image: Two cats demonstrating the multi-level climbing and observation opportunities provided by the cat tree.



---

## Fluffy plush carpet material

A top platform to observe your own field



---

## The perfect sleeping chamber

A cave to snooze all day

Image: A cat lounging in the soft, plush hammock, highlighting the comfortable resting areas.

## MAINTENANCE

---

To ensure the longevity and cleanliness of your NEGTTT Cat Tree, follow these simple maintenance guidelines:

- **Cleaning:** The fabric components of the cat tree are recommended for hand wash only. Spot clean any soiled areas with a mild detergent and damp cloth. Avoid harsh chemicals or abrasive cleaners.

- **Regular Inspection:** Periodically check all screws and connections to ensure they remain tight and secure. Re-tighten if necessary to maintain stability.
- **Sisal Post Care:** While sisal is durable, regular scratching will cause wear. Monitor the condition of the scratching posts and consider replacing them if they become excessively worn to ensure continued claw health for your cat.

## SPECIFICATIONS

Feature	Detail
Model Name	Floor to Ceiling Cat Tree
Model Number	NCT007
Height Range	95 - 109 inches (adjustable)
Product Dimensions (LxWxH)	17"L x 11.8"W x 106"H (approximate, adjustable height)
Item Weight	16.94 pounds (7.7 Kilograms)
Material	Engineered Wood, Sisal, Plush Fabric
Color	Dark Gray
Recommended Cat Weight	Up to 20 pounds per cat (suitable for 1-2 cats)



## Adjustable Metal Rod ▶

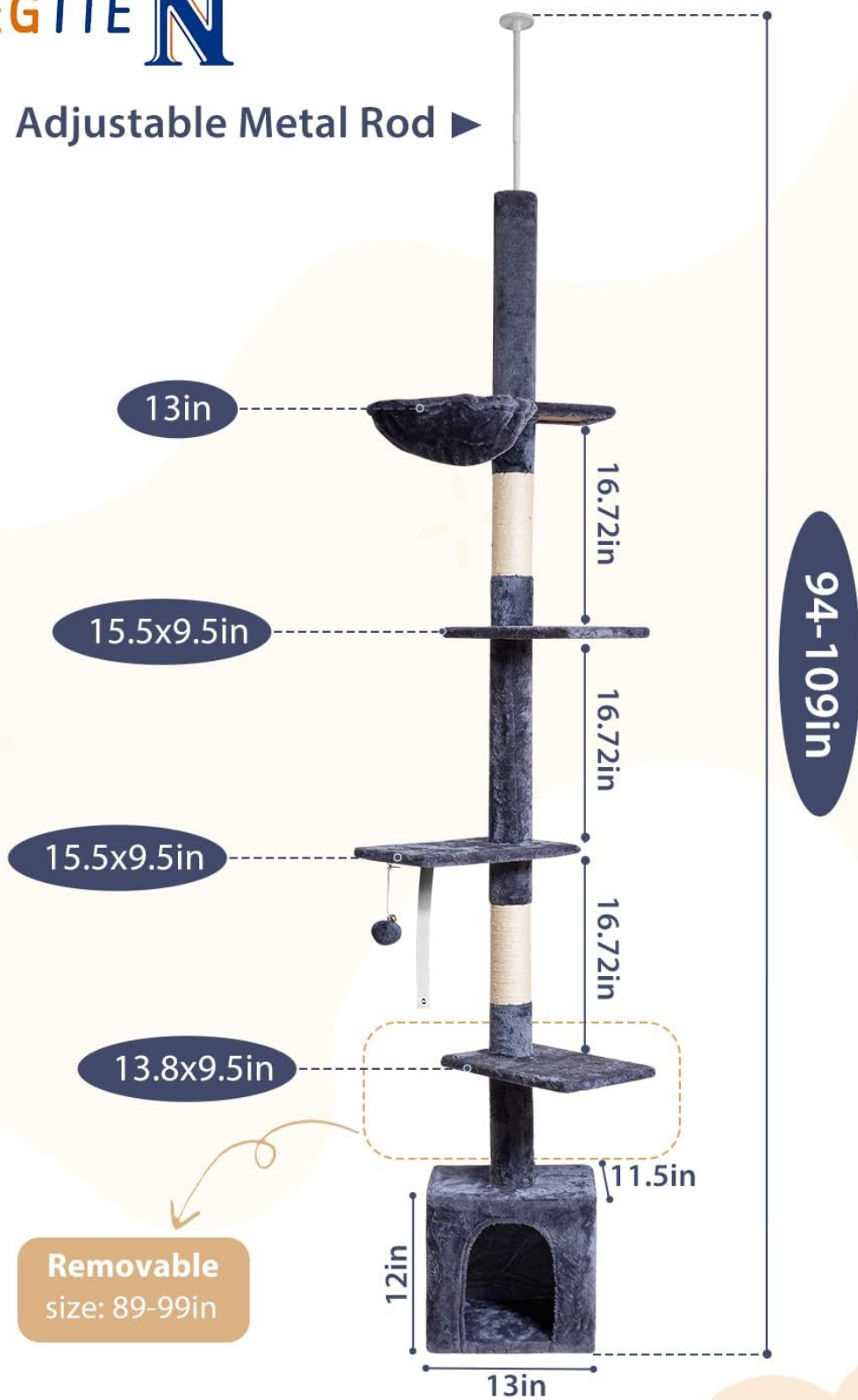


Image: Detailed diagram illustrating the dimensions of each platform and the overall adjustable height range of the cat tree.

## TROUBLESHOOTING

- **Wobbling:** If the cat tree appears wobbly, ensure the adjustable metal rod at the top is fully extended and creating sufficient tension against the ceiling. Double-check that all screws connecting the platforms and posts are securely tightened.
- **Parts Missing or Damaged:** In the event of missing or damaged parts upon arrival, please contact customer support immediately for assistance.

- **Cat Disinterest:** If your cat is not immediately engaging with the tree, try placing familiar toys or treats on different levels to encourage exploration. Catnip can also be used to attract attention.

## WARRANTY AND SUPPORT

---

The NEGTTTE Floor to Ceiling Cat Tree comes with a **1-year warranty** from the date of purchase. This warranty covers manufacturing defects and issues arising from normal use.

For any questions, concerns, or warranty claims, please contact the seller directly through your purchase platform. Our professional service team is ready to assist you with any issues you may encounter.