

## BENWIS ID-SKC-3-BK

# BENWIS Touch iPad Keyboard Case User Manual

Model: ID-SKC-3-BK

## INTRODUCTION

This user manual provides detailed instructions for the BENWIS Touch iPad Keyboard Case, designed for the iPad 10th Generation 10.9-inch (Models A2696/A2757/A2777). This versatile accessory transforms your iPad into a highly functional laptop-like device, offering enhanced productivity and protection. Please read this manual thoroughly before use to ensure proper operation and maintenance.

## PRODUCT FEATURES

- **Compatibility:** Specifically designed for iPad 10th Generation 10.9-inch (A2696/A2757/A2777).
- **360° Rotatable & 180° Flippable Design:** Allows for multiple viewing angles and versatile usage modes (laptop, tablet, tent, stand, share).
- **7-Color RGB Backlit Keyboard:** Adjustable backlight with 3 brightness levels for comfortable typing in various lighting conditions.
- **Multi-Touch Trackpad:** Supports iPadOS gestures for precise navigation and enhanced productivity, similar to a laptop.
- **Detachable Design:** The iPad can be easily detached from the keyboard for tablet-only use.
- **Premium Protection:** Durable polycarbonate shell with impact-resistant corners and reinforced hinges provides 360-degree protection.
- **Pencil Slot:** Integrated slot for Apple Pencil storage and wireless charging support.
- **Magnetic Adhesion:** Ensures a secure connection between the case and the keyboard.

## PACKAGE CONTENTS

- BENWIS Touch iPad Keyboard Case

- USB-C Charging Cable
- User Manual

*Note: iPad and Apple Pencil are not included.*

## SETUP GUIDE

### 1. Installing Your iPad

Follow these steps to correctly install your iPad into the BENWIS keyboard case:

1. First, install the bottom part of the iPad into the case.
2. Gently pull the bottom part of the case up with one hand and push the iPad into place. Ensure all corners are securely fitted.



*Image: BENWIS Touch iPad Keyboard Case with iPad installed, showing the 360-degree rotation feature.*

## 7 Unique Modes

Support 360° Swivel & 2Dierrection 180° Flip



Image: Various usage modes of the BENWIS Touch iPad Keyboard Case, including Tent, Laptop, Tablet, Protect, Share, and Stand modes.



Verify your iPad's Model Number

## Method 1

verify on back of iPad  
Model A2757



## Method 2

### Verify in iPad Settings App

1. Open Settings App on Pad
2. Navigate to General > About
3. Tap on Model Number to display it

Only for iPad 10th 10.9inch

**iPad 10th Gen 10.9 inch**

**Model Number:**

**A2696/A2757/A2777 10th 2022 10.9**

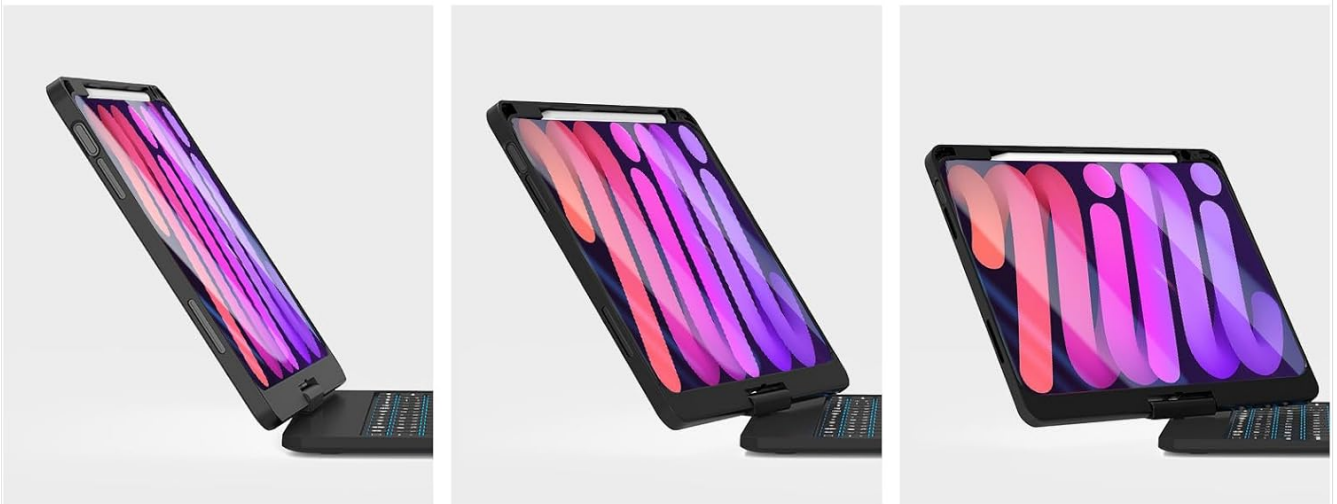
*Image: Instructions on how to verify your iPad's model number (A2696/A2757/A2777) on the back of the iPad or through the iPad Settings app.*

## Free to Adjust

2 Direction with 180° Flip



## Support 360° Swivel



*Image: Demonstrates the 2-direction 180-degree flip and 360-degree swivel capabilities of the case, allowing for flexible viewing angles.*

## 2. Connecting the Keyboard via Bluetooth

To connect the keyboard to your iPad:

1. Turn on the side switch of the keyboard.
2. Long press the "Pair" button on the keyboard until the Bluetooth indicator light starts blinking.
3. On your iPad, go to **Settings > Bluetooth**.
4. Find and select "Keyboard case" from the list of available devices. The keyboard will connect automatically.



# 7 COLOR Backlit Keyboard



3 Bright Modes Adjustable

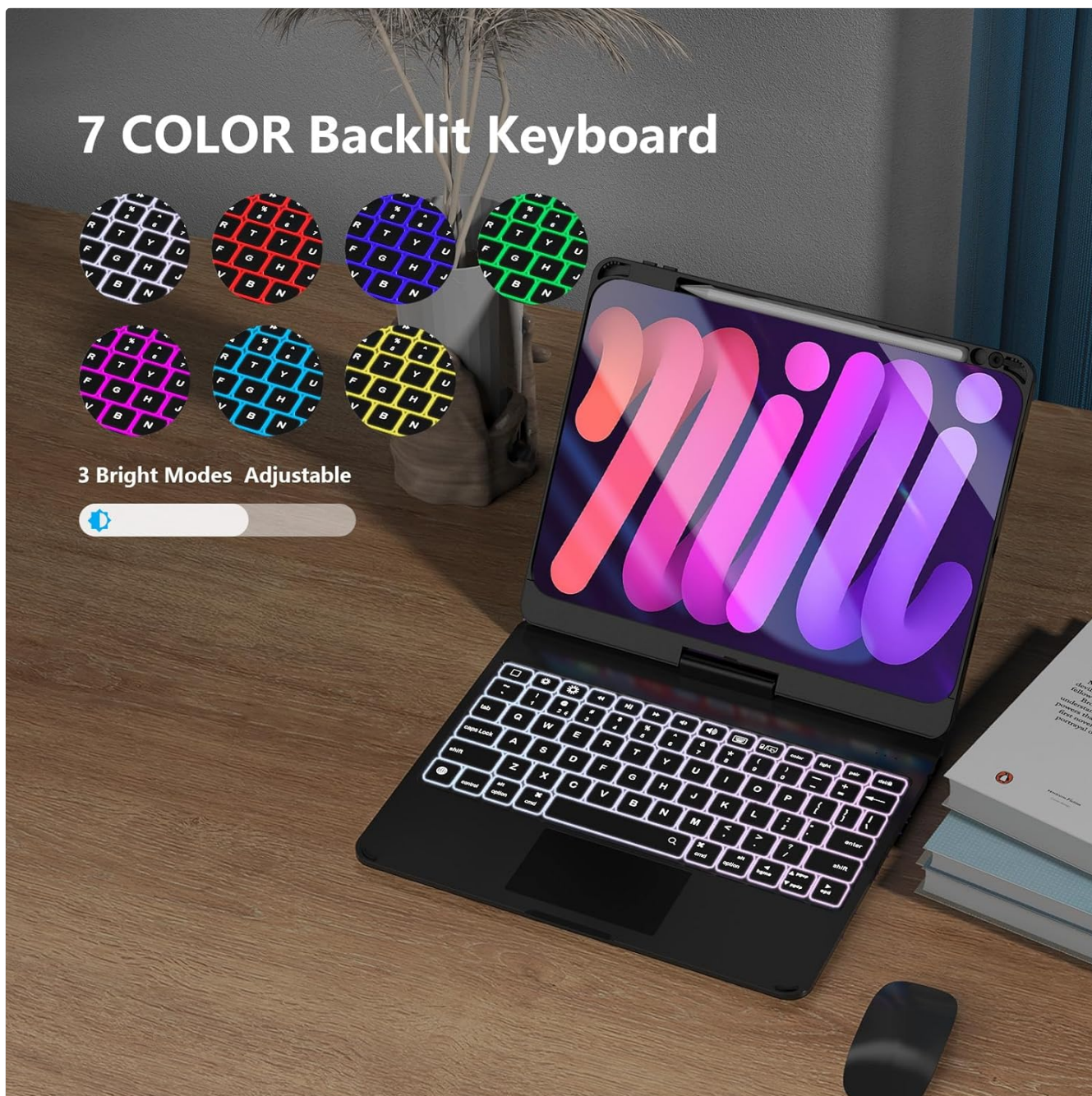



Image: The keyboard with its 7-color RGB backlighting and 3 adjustable brightness modes, enhancing visibility in low-light conditions.

## Detachable Design



*Image: The detachable design of the keyboard, allowing the iPad to be used independently as a tablet.*





*Image: Different scenarios showcasing the versatility of the keyboard case, including typing, drawing, and media consumption.*



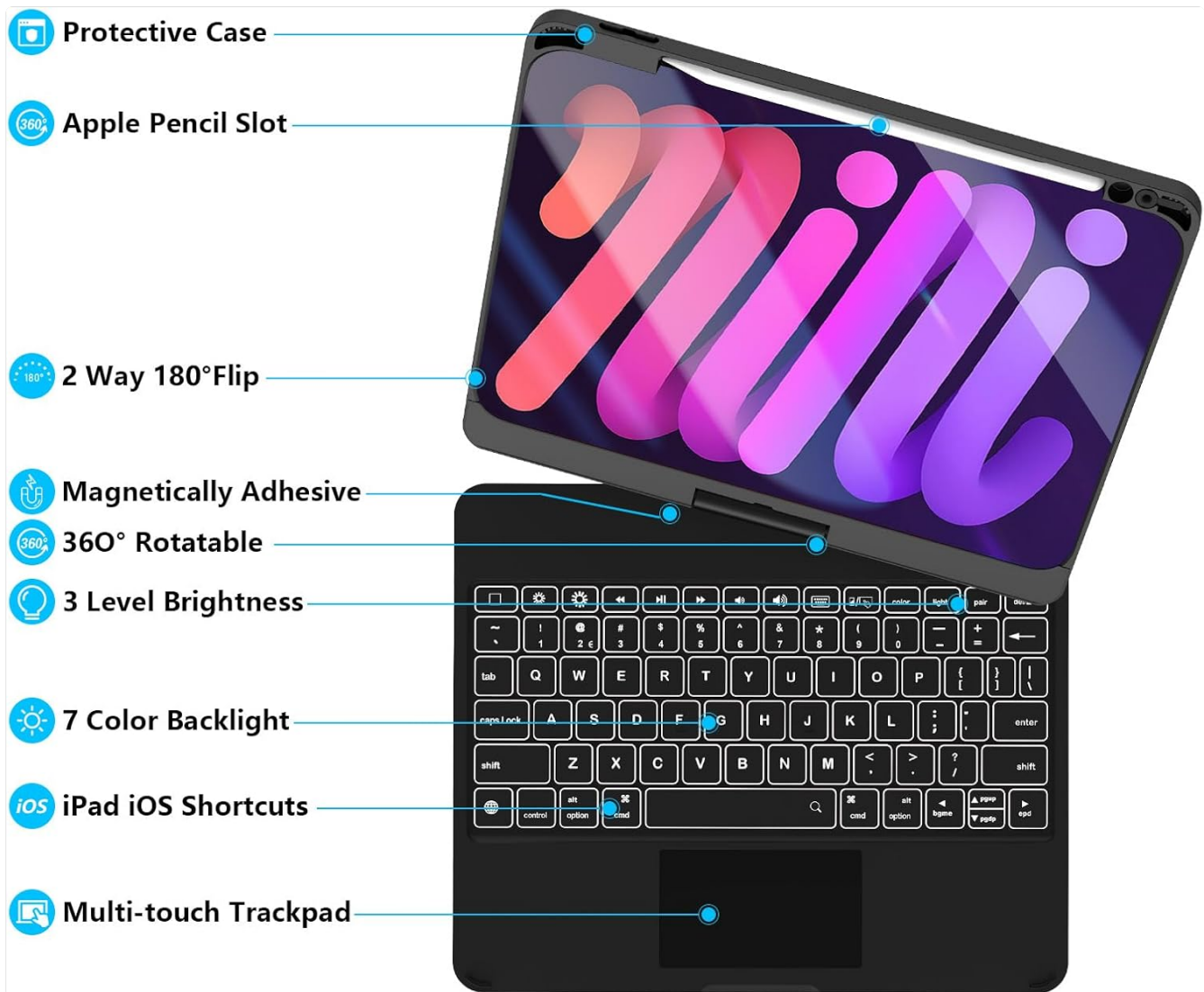


Image: A detailed diagram highlighting key features such as the protective case, Apple Pencil slot, 2-way 180° flip, magnetic adhesion, 3-level brightness, 7-color backlight, iOS shortcuts, and multi-touch trackpad.

## OPERATING INSTRUCTIONS

### Keyboard Functions

- **Backlight Control:** Use the dedicated backlight keys to cycle through 7 colors and adjust 3 brightness levels.
- **iPadOS Shortcuts:** The top row of keys provides immediate access to iPadOS shortcuts for increased productivity.
- **Multi-Touch Trackpad:** Utilize multi-touch gestures (swipe, pinch, scroll) for seamless navigation and control of the cursor.

### Case Modes

The 360° rotatable and 180° flippable design allows for various modes:

- **Laptop Mode:** Traditional laptop setup for typing and trackpad use.
- **Tablet Mode:** Fold the keyboard back or detach the iPad for handheld tablet use.
- **Tent Mode:** Ideal for watching videos or presentations.
- **Stand Mode:** Position the iPad upright for viewing content without the keyboard in the way.

- **Share Mode:** Rotate the screen to share content with others.

## CHARGING AND BATTERY

The keyboard is equipped with a long-lasting battery. To charge:

- Connect the provided USB-C cable to the charging port on the keyboard and a power source.
- A full charge takes approximately 2.5 hours.
- The keyboard offers up to 180 hours of working time and 90 days of standby time on a single charge.
- The keyboard features an auto-sleep function to conserve battery life.

## MAINTENANCE AND CARE

- Keep the keyboard case away from liquids and extreme temperatures.
- Clean the case and keyboard with a soft, damp cloth. Avoid harsh chemicals.
- Ensure the iPad is securely seated in the case to prevent accidental drops.
- When not in use, close the case to protect both the iPad screen and the keyboard.

## TROUBLESHOOTING

- **Keyboard not connecting:** Ensure Bluetooth is enabled on your iPad and the keyboard is in pairing mode. Recharge the keyboard if the battery is low.
- **Trackpad not responding:** Check Bluetooth connection. Ensure the trackpad is not disabled in iPadOS settings.
- **Backlight not working:** Adjust brightness levels using the dedicated keys. Recharge the keyboard.
- **iPad not fitting securely:** Double-check your iPad model number against the compatible models (A2696/A2757/A2777). Ensure proper installation as per the setup guide.

## SPECIFICATIONS

Model Number	ID-SKC-3-BK
Compatibility	iPad 10th Generation 10.9-inch (A2696/A2757/A2777)
Connectivity Technology	Bluetooth
Keyboard Backlighting	7 Colors RGB, 3 Brightness Modes

Number of Keys	78
Battery Life (Working)	Up to 180 hours
Battery Life (Standby)	Up to 90 days
Charging Time	Approx. 2.5 hours
Material	Acrylonitrile Butadiene Styrene
Item Weight	2.18 pounds
Package Dimensions	10.71 x 9.92 x 1.22 inches

### WARRANTY AND SUPPORT

BENWIS offers a 1-year manufacturer warranty for this product. For any issues or support inquiries, please contact BENWIS customer service through their official channels or the retailer where the product was purchased. For more information, you may refer to the official BENWIS store [BENWIS Store](#)

### OFFICIAL PRODUCT VIDEOS

Watch these official videos from BENWIS Mobile Life for visual guides and demonstrations:

#### BENWIS Rotating iPad Keyboard Case

Your browser does not support the video tag.

*Description: This video demonstrates the rotating feature of the BENWIS iPad Keyboard Case, showcasing its flexibility and various viewing angles.*

#### BENWIS Touch iPad Keyboard Case

Your browser does not support the video tag.

*Description: A comprehensive overview of the BENWIS Touch iPad Keyboard Case, highlighting its features, installation, and usage.*