

TOSY P.2.FRING.L.R

TOSY Flying Ring LED Instruction Manual

Model: P.2.FRING.L.R

INTRODUCTION

The TOSY Flying Ring is the world's first and only light-up flying ring, designed for engaging play both indoors and outdoors, day and night. Its innovative features include 12 super bright LEDs, an auto light-up function, and a durable, waterproof design. This manual provides essential information for setup, operation, maintenance, and troubleshooting to ensure a safe and enjoyable experience.

PRODUCT FEATURES

- **12 Super Bright LEDs:** Provides vibrant illumination for visibility in low-light conditions.
- **Auto Light Up:** Lights activate automatically upon throwing and deactivate when stationary to conserve battery.
- **Lost Mode:** Glow-in-the-dark rim and flashing lights assist in locating the ring in dark environments.
- **Safe & Soft Rim:** Constructed with a super soft rim for comfortable throwing and catching, suitable for all ages 6+.
- **Waterproof & Floatable:** Designed for use in various environments, including pools and beaches.
- **Lightweight & Well-balanced:** Ensures straight flight and can soar up to 100 feet.
- **Battery Included:** Comes with a battery that lasts up to 4000 throws, easily replaceable.

SETUP

Unboxing and Initial Inspection

Carefully remove the TOSY Flying Ring from its packaging. Inspect the ring for any visible damage or defects. Ensure all components, including the pre-installed battery, are present.



Image: The TOSY Flying Ring in its retail packaging, highlighting its LED features and design.

Battery Installation/Replacement

The TOSY Flying Ring comes with a pre-installed battery. For future replacement, locate the battery compartment on the rim of the ring. Use a small screwdriver to open the compartment, replace the battery with a new one (ensure correct polarity), and securely close the compartment. The included battery is designed to last for approximately 4000 throws.

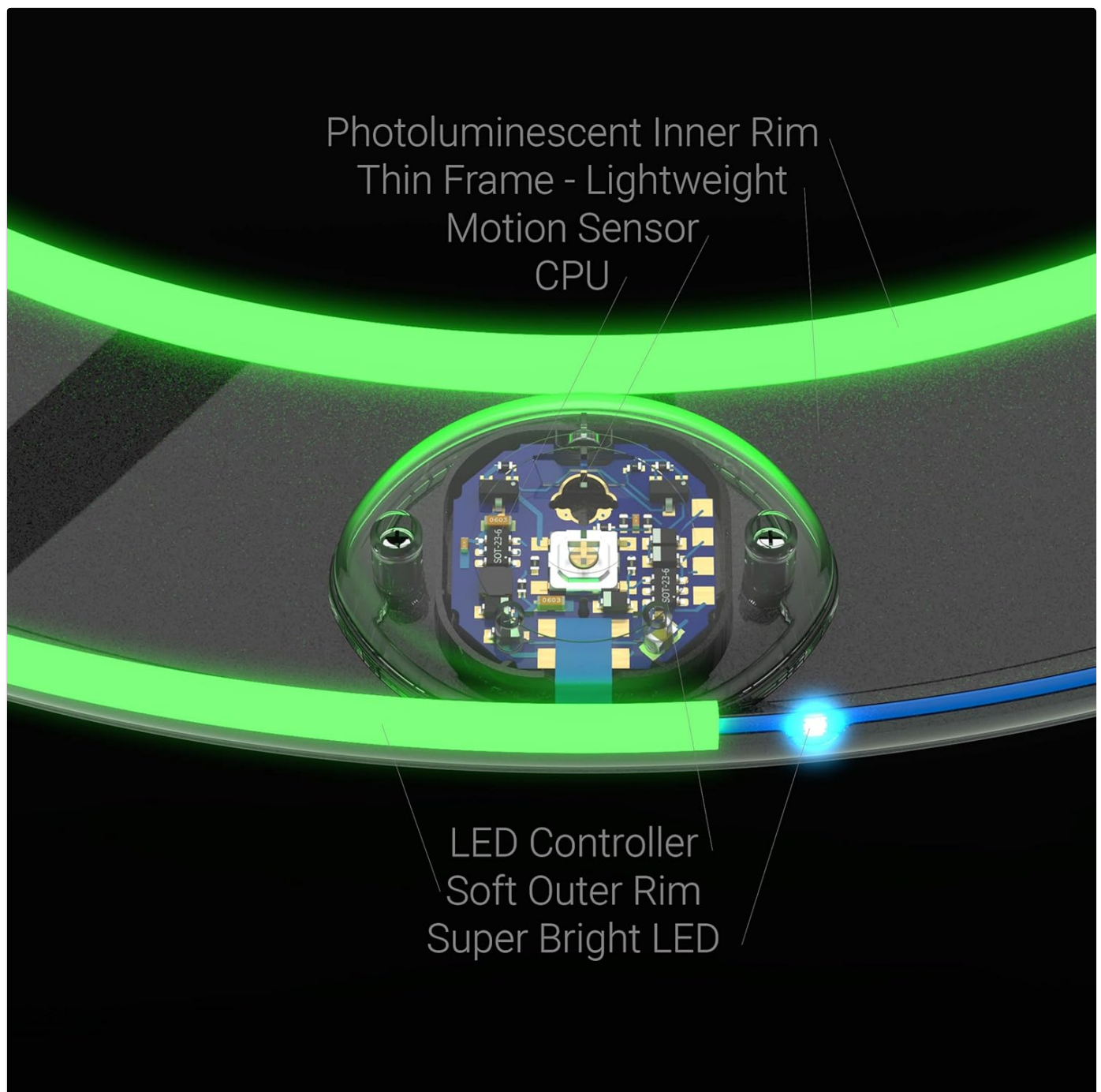


Image: A detailed view of the TOSY Flying Ring's internal electronics, showing the LED controller, motion sensor, and battery housing.

OPERATING INSTRUCTIONS

Basic Operation

1. **Grip:** Hold the TOSY Flying Ring firmly by its soft rim.
2. **Throwing:** To activate the LEDs, throw the ring with a spinning motion. The motion sensor will detect the spin and automatically illuminate the LEDs.
3. **Catching:** The soft rim ensures comfortable and safe catching for users of all ages.
4. **Auto On/Off:** The LEDs will remain lit while the ring is in motion and will automatically turn off after a period of inactivity to conserve battery life.



Image: Children enjoying the TOSY Flying Ring at night, demonstrating the vibrant light patterns created during play.

Lost Mode

In low-light conditions, if the ring is lost or stationary for an extended period, its "Lost Mode" feature will activate. The glow-in-the-dark rim and intermittent flashing of the LEDs will help in locating the ring.

Water Play

The TOSY Flying Ring is waterproof and floatable, making it suitable for play in pools, at the beach, or near other bodies of water. Ensure the battery compartment is securely closed before water exposure.

MAINTENANCE

Cleaning

To clean the TOSY Flying Ring, wipe it with a damp cloth. Avoid using harsh chemicals or abrasive cleaners, as these may damage the LEDs or the ring's surface. Ensure the ring is dry before storage.

Storage

Store the flying ring in a cool, dry place away from direct sunlight and extreme temperatures. Prolonged exposure to direct sunlight may affect the glow-in-the-dark properties of the rim.

Battery Care

If the ring will not be used for an extended period, it is recommended to remove the battery to prevent potential leakage and preserve battery life.

TROUBLESHOOTING

Problem	Possible Cause	Solution
LEDs do not light up.	Insufficient spinning motion. Dead or improperly installed battery.	Ensure a strong, consistent spinning throw. Check battery installation; replace if necessary.
Lights flicker or are dim.	Low battery.	Replace the battery.
Ring does not fly straight.	Improper throwing technique. Damaged rim.	Adjust throwing angle and force. Inspect rim for deformities; discontinue use if damaged.
Lost Mode not activating.	Sufficient ambient light. Battery issue.	Lost Mode is designed for dark environments. Check or replace battery.

SPECIFICATIONS

Feature	Detail
Brand Name	TOSY
Model Name	12 LEDs
Part Number	P.2.FRING.L.R
Color	Red
Material	Plastic
Item Dimensions (LxWxH)	9.8 x 9.72 x 0.63 inches
Item Weight	0.08 Kilograms
Suggested Users	Unisex-teen (Age 6+)
Included Components	Flying Ring (Battery Included)
Battery Life	Up to 4000 throws

WARRANTY AND SUPPORT

The TOSY Flying Ring comes with a **1-year warranty**. For warranty claims, technical support, or any inquiries, please contact the manufacturer, ROBOFI LLC, or visit the official TOSY Store on Amazon.

Manufacturer: ROBOFI LLC

ADDITIONAL INFORMATION

Product Videos





No official seller videos are available for embedding at this time based on the provided data.

Important Safety Notes

- Do not use the product if it is torn, deformed, or damaged in any way.
- Playing with dogs is not recommended, as they may bite or chew on the ring and damage the LEDs or battery.
- Ensure the battery compartment is sealed when playing in water.

© 2024 TOSY. All rights reserved.

Related Documents - P.2.FRING.L.R

	<p>TOSY Boomerang User Guide: Features, How to Play & Safety</p> <p>Comprehensive user guide for the TOSY Boomerang, detailing its features, safe operation, playing instructions, and maintenance. Learn how to enjoy this rechargeable LED flying toy from RoboFi LLC.</p>
 <p>QUICK START GUIDE</p>	<p>TOSY Ultimate Disc Quick Start Guide</p> <p>A quick start guide for the TOSY Ultimate Disc, detailing its features, modes, charging, and precautions for both UltraLED and LED models.</p>
 <p>QUICK START GUIDE</p>	<p>TOSY Ultimate Disc RGB Quick Start Guide</p> <p>Quick start guide for the TOSY Ultimate Disc RGB, detailing its features, modes, operation, charging, and maintenance. Learn how to use the 36 RGB LEDs, 16 million colors, and various brightness, style, and timer settings for an enhanced disc-throwing experience.</p>
	<p>TOSY Magnet Pyramid Creative Guide: Build Amazing Shapes</p> <p>Discover the TOSY Magnet Pyramid, a versatile magnetic building toy. This comprehensive guide details how to construct hundreds of shapes, from simple structures to complex designs, using the magnetic blocks. Includes product information, building examples, and essential safety guidelines.</p>