

Music Sound BTHOMETRANSMSK

Music Sound Bluetooth Audio Transmitter & Receiver (Model BTHOMETRANSMSK) User Manual

Model: BTHOMETRANSMSK | Brand: Music Sound

1. INTRODUCTION

The Music Sound Bluetooth Audio Transmitter & Receiver is a versatile device designed to add wireless audio capabilities to your existing equipment. It functions in two primary modes:

- **Transmitter (TX) Mode:** Allows you to send audio wirelessly from non-Bluetooth devices (like TVs, PCs, or older stereos) to Bluetooth-enabled headphones or speakers.
- **Receiver (RX) Mode:** Enables you to receive audio wirelessly from Bluetooth-enabled devices (like smartphones or tablets) and play it through non-Bluetooth audio systems (like car stereos, home stereos, or wired headphones).

This manual provides comprehensive instructions for setting up and operating your device in both modes.

2. PACKAGE CONTENTS

Please check the package for the following items:

- Bluetooth Transmitter/Receiver Unit
- 3.5mm Jack to 3.5mm Jack Connector
- USB Charging Cable
- Instruction Manual (this document)

3. SAFETY WARNINGS

To ensure safe operation and prevent damage, please observe the following safety precautions:

- Avoid using this device near medical equipment.
- Avoid exposure to extreme temperatures.
- Dispose of batteries according to local regulations.

4. PRODUCT OVERVIEW

Familiarize yourself with the device's components and controls.

RX

TX



Figure 1: Top view of the device, highlighting the power button, volume/track control buttons, and the TX/RX mode indicators.



Figure 2: Angled view of the device, showing the two 3.5mm audio jack ports for input/output connections.

- **Power Button:** Press and hold to turn on/off. Short press to play/pause (in RX mode) or initiate pairing.
- **'+' Button:** Short press for next track/volume up.
- **'-' Button:** Short press for previous track/volume down.
- **TX/RX Switch:** Indicates the current operating mode (Transmitter or Receiver).
- **3.5mm Audio Jack Ports:** For connecting to audio sources or output devices.

5. CHARGING THE DEVICE

The device is powered by a rechargeable Lithium-Ion Polymer battery. Before first use, or when the battery is low, charge the device using the provided USB charging cable.

1. Connect the small end of the USB charging cable to the charging port on the device.
2. Connect the larger end of the USB charging cable to a USB power adapter (not included) or a computer's USB port.
3. The charging indicator light will illuminate. A full charge takes approximately 2.5 hours and provides up to 10 hours of playback time.

6. OPERATING MODES

6.1. Transmitter (TX) Mode

Use TX mode to transmit audio from a non-Bluetooth device (e.g., TV, PC, MP3 player) to Bluetooth headphones or speakers.

1. **Set Mode:** Ensure the device is in TX mode (check the indicator).
2. **Connect Audio Source:** Use the 3.5mm audio cable to connect the device's audio input port to the audio output (e.g., headphone jack) of your non-Bluetooth source device (e.g., TV).
3. **Power On:** Press and hold the Power button to turn on the device. It will automatically enter pairing mode, indicated by a flashing light.
4. **Pair with Receiver:** Put your Bluetooth headphones or speakers into pairing mode. Place them close to the transmitter. The devices should automatically connect. Once connected, the indicator light will change (e.g., solid blue).
5. **Play Audio:** Start playing audio on your source device. The sound will now be transmitted wirelessly to your Bluetooth headphones/speakers.




Figure 3: Example of TX mode usage: Connecting the transmitter to an airplane's entertainment system to use Bluetooth headphones.

6.2. Receiver (RX) Mode

Use RX mode to receive audio from a Bluetooth-enabled device (e.g., smartphone, tablet) and play it through a non-Bluetooth audio system (e.g., car stereo, home stereo, wired headphones).

1. **Set Mode:** Ensure the device is in RX mode (check the indicator).
2. **Connect Audio Output:** Use the 3.5mm audio cable to connect the device's audio output port to the audio input (e.g., AUX-in) of your non-Bluetooth audio system (e.g., car stereo).
3. **Power On:** Press and hold the Power button to turn on the device. It will automatically enter pairing mode, indicated by a flashing light.
4. **Pair with Source:** On your smartphone or tablet, enable Bluetooth and search for available devices. Select "Music Sound BTHOMETRANSMK" (or similar) from the list to pair. Once connected, the indicator light will change (e.g., solid blue).
5. **Play Audio:** Start playing audio on your smartphone/tablet. The sound will now be streamed wirelessly to your

connected audio system.



Figure 4: Example of RX mode usage: Connecting the receiver to a car stereo to stream music from a smartphone.

7. MAINTENANCE

Proper care will extend the life of your device:

- Keep the device dry. Moisture can damage internal circuits.
- Do not expose to extreme temperatures, direct sunlight, or dusty environments.
- Clean the device with a soft, dry cloth. Do not use harsh chemicals or abrasive cleaners.
- Avoid dropping or subjecting the device to strong impacts.

8. TROUBLESHOOTING

If you encounter issues with your device, refer to the following common problems and solutions:

Problem	Possible Cause	Solution
Device does not turn on.	Low battery.	Charge the device for at least 2.5 hours.
Cannot pair with another device.	Device not in pairing mode; too far apart; interference.	Ensure both devices are in pairing mode. Place them within 1 meter. Turn off other Bluetooth devices nearby.
No audio output/input.	Incorrect mode (TX/RX); cables not connected properly; volume too low.	Verify the device is in the correct TX/RX mode. Check all 3.5mm cable connections. Increase volume on both the device and the connected audio system.
Audio quality is poor or intermittent.	Distance too great; interference; low battery.	Reduce the distance between devices. Avoid obstacles. Charge the device.

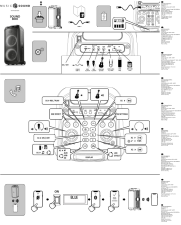
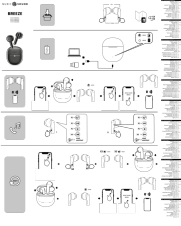
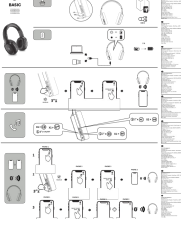



9. SPECIFICATIONS

Feature	Detail
Model Number	BTHOMETRANSMK
Brand	Music Sound
Connectivity Technology	Bluetooth
Audio Input	3.5 mm AUX
Audio Output Mode	Stereo
Compatible Devices	Projector, Smartphone, Home Stereo System, Laptop, Radio, Car Stereo System, Headphones, Television
Power Source	Battery
Battery Type	Lithium-Ion Polymer
Charging Time	Approximately 2.5 hours
Playback Time	Up to 10 hours
Material	Plastic
Dimensions	13.9 x 7.6 x 2.7 cm
Weight	72 g

10. WARRANTY AND SUPPORT

For warranty information or technical support, please refer to the documentation provided at the time of purchase or contact your retailer. Keep your proof of purchase for warranty claims.

Related Documents - BTHOMETRANSMK

	<p>Music Sound BTSPKMSBOXBIGK Portable Speaker User Manual</p> <p>User manual for the Music Sound BTSPKMSBOXBIGK portable speaker, detailing its features, operation, technical specifications, and safety guidelines.</p>
	<p>Music Sound Breeze Bluetooth Earbuds User Manual</p> <p>This manual provides instructions and technical specifications for the Music Sound Breeze Bluetooth earbuds, including setup, usage, safety information, and disposal guidelines.</p>
	<p>Music Sound Basic Bluetooth Headphones User Manual</p> <p>This manual provides instructions for using the Music Sound Basic Bluetooth headphones, including setup, operation, and technical specifications. It covers pairing, charging, and safety information.</p>
	<p>Music Sound SWAG True Wireless Earbuds User Manual</p> <p>User manual for the Music Sound SWAG True Wireless Earbuds, detailing setup, usage, and technical specifications in multiple languages.</p>
	<p>Music Sound FANTASY Bluetooth Headphones: User Manual & Specifications</p> <p>Music Sound FANTASY Bluetooth headphones offer wireless audio with 16 hours of playback. Features include easy pairing, intuitive controls, and a comfortable design. Includes technical specifications and safety information.</p>
	<p>Music Sound FANTASY Wireless Headphones - Bluetooth On-Ear Headset</p> <p>Discover the Music Sound FANTASY wireless on-ear headphones. Featuring Bluetooth connectivity, 22H playtime, comfortable padded headband, swivel earcups, and built-in microphone. Available in multiple colors.</p>