

[Manuals.plus](#) /

› [KOMFOTT](#) /

› KOMFOTT Twin Size Metal Daybed with Trundle Instruction Manual (Model 10589-HU-KT)

KOMFOTT 10589-HU-KT

KOMFOTT

KOMFOTT Twin Size Metal Daybed with Trundle

INSTRUCTION MANUAL - MODEL 10589-HU-KT

Product Overview

This KOMFOTT Twin Size Metal Daybed with Trundle is designed for versatility and space-saving. It functions as both a comfortable daybed and an additional sleeping area with its pull-out trundle. The frame features a robust metal construction with wooden headboards, providing stable support without the need for a box spring.



Image: The KOMFOTT Twin Size Metal Daybed with Trundle, shown with the trundle bed extended, suitable for a living room or bedroom.

Important Safety Information

- Always keep fingers and loose clothing away from moving parts, especially when operating the trundle.
- Use only mattresses of recommended thickness: 4-5 inches for the daybed and 3-4 inches for the trundle to prevent entrapment.
- Keep the trundle bed locked when not in use to prevent accidental rolling.
- Ensure all bolts and screws are securely tightened before use and periodically check for tightness.

Setup and Assembly


Assembly of your KOMFOTT daybed requires careful attention to the provided instructions. All hardware and parts are numbered for easy identification. Follow the steps sequentially to ensure proper construction and stability.

Assembly Steps:

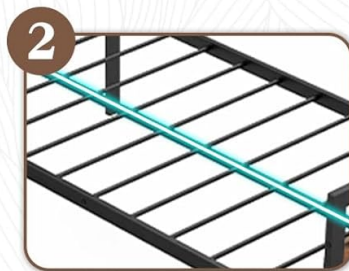
1. **Unpack and Identify Parts:** Carefully unpack all components and lay them out. Verify that all parts listed in the hardware package are present. Refer to the included diagram for part identification.
2. **Assemble the Main Daybed Frame:** Begin by connecting the main frame components. Ensure all connections are firm. The design incorporates heavy-duty metal construction and stable support legs.
3. **Install Metal Slats:** Attach the powder-coated metal slats to the main frame. These slats provide mattress support and eliminate the need for a box spring. Ensure the middle supportive bar is correctly positioned for enhanced stability. The side protrusion helps secure the mattress in place.



Metal Frame for Stability



Powder-coated
Metal Slats



Middle
Supportive Bar



Protrusion to
Secure Mattress

Image: Close-up of the metal frame, illustrating the powder-coated slats, central support bar, and mattress retention protrusion for stability.

4. **Attach Headboard and Footboard:** Secure the industrial wooden headboard and footboard to the assembled frame. These components contribute to the bed's aesthetic appeal and structural integrity.



Industrial Wooden Headboard & Footboard



Durable Material



Beautiful Finish



Easy to Assemble


Image: Detail of the wooden headboard and footboard, emphasizing their robust construction and rustic design.

- 5. Assemble the Trundle Bed Frame:** Construct the pull-out trundle frame separately. This frame is equipped with 4 casters, two of which are lockable, for easy movement and secure positioning.

Pull-Out Trundle Bed



4 Casters with 2 Lockable



Metal Trundle Platform

Image: Illustration of the trundle bed's design, featuring four casters (two with locking mechanisms) for smooth and secure operation.

6. **Insert Trundle:** Once both frames are assembled, carefully slide the trundle bed under the main daybed frame.

Note: While assembly is designed to be straightforward, some users have found the instructions to be primarily visual. Review all diagrams thoroughly before and during each step. If you encounter difficulty, re-examine the images and ensure all parts are oriented correctly.

Operating Instructions

The KOMFOTT daybed offers a 2-in-1 multifunctional design, serving as a primary bed or sofa and providing an additional sleeping area.

Using the Daybed as a Sofa:

When not in use as a bed, the daybed can function as a comfortable sofa. The side armrests (headboard and footboard) allow for comfortable leaning. Simply arrange cushions and pillows to create a cozy seating area.



Image: The daybed arranged as a sofa, demonstrating its versatility for living spaces.

Using the Pull-Out Trundle Bed:

- **To Extend:** Gently pull the trundle bed from underneath the main daybed frame. The casters allow for smooth movement.
- **To Secure:** Once the trundle is in the desired position, engage the locks on the two lockable casters to prevent unintended movement.
- **To Retract:** Unlock the casters, push the trundle back under the main daybed, and re-engage the caster locks if desired for storage.



Image: The daybed and its extended trundle, illustrating how both can be used as separate sleeping surfaces.

Mattress Recommendations: For optimal comfort and safety, use a mattress with a thickness of 4-5 inches for the main daybed and 3-4 inches for the trundle bed.

Maintenance

Proper care will extend the life and appearance of your KOMFOTT daybed.

- **Cleaning:** Wipe the metal frame and wooden headboards with a dry, soft cloth. Avoid using harsh chemicals or abrasive cleaners, as these can damage the finish.
- **Regular Checks:** Periodically inspect all bolts and screws to ensure they remain tight. Re-tighten any loose fasteners to maintain structural integrity and prevent squeaking.
- **Caster Care:** Keep the trundle casters free of debris to ensure smooth operation.

Troubleshooting

If you encounter issues with your daybed, refer to the following common solutions:

- **Difficulty during Assembly:** If assembly seems difficult, review the instruction diagrams carefully. Ensure all parts are correctly oriented and that you are using the correct hardware for each step. Sometimes, a small detail in the diagram can be crucial.
- **Noisy Bed Frame (Squeaking):** Squeaking often indicates loose connections. Check all bolts and screws on both the main daybed and the trundle frame. Tighten any fasteners that feel loose. Ensure the metal slats are properly seated in their designated slots.
- **Trundle Not Rolling Smoothly:** Check the casters for any trapped debris (e.g., hair, lint). Clean the casters if necessary. Ensure the casters are not locked when attempting to roll the trundle.
- **Mattress Shifting:** The daybed frame includes a side protrusion designed to keep the mattress in place. Ensure your mattress is correctly positioned within these boundaries.

Specifications

Detailed specifications for the KOMFOTT Twin Size Metal Daybed with Trundle:

Product Size

Weight Capacity

550 lbs
Daybed

265 lbs
Trundle

77" 41" 33.5" 16" 6" 7" 41" 71" 2.5"

4"-5" Daybed 3"-4" Trundle

Mattress Thickness(not included)

Image: Visual representation of the daybed and trundle dimensions, along with their respective weight capacities.

Feature	Detail
Model Number	10589-HU-KT
Color	Rustic Brown & Black
Material	Metal, Wood (Headboard)
Daybed Dimensions (L x W x H)	77" x 41" x 33.5"
Trundle Dimensions (L x W x H)	71" x 41" x 4.5"
Recommended Daybed Mattress Thickness	4" - 5"
Recommended Trundle Mattress Thickness	3" - 4"
Daybed Weight Capacity	550 lbs
Trundle Weight Capacity	265 lbs
Item Weight	64.5 lbs
Assembly Required	Yes
Special Feature	No Box Spring Needed

Warranty and Support

This KOMFOTT product comes with a limited warranty. For specific details regarding warranty coverage, please refer to the documentation included with your purchase or contact KOMFOTT customer service.

For any questions, missing parts, or assistance with assembly or operation, please contact KOMFOTT customer support. You can find contact information on the KOMFOTT official website or through your retailer.

Visit the [KOMFOTT Store](#) for more information and products.