

## PlayStation CFI-ZWA2

# PULSE Explore Wireless Earbuds User Manual

Model: CFI-ZWA2 | Brand: PlayStation

## 1. INTRODUCTION

---

This manual provides essential information for the setup, operation, and maintenance of your PlayStation PULSE Explore Wireless Earbuds. Designed for an immersive audio experience, these earbuds feature planar magnetic drivers and PlayStation Link wireless technology for high-fidelity sound and seamless connectivity across multiple devices.



*Image 1.1: Front view of the PULSE Explore Wireless Earbuds. These earbuds feature a distinctive white outer shell with black inner components, designed for comfortable in-ear fit.*

## 2. Box CONTENTS

---

Please verify that all items listed below are included in your package:

- PULSE Explore wireless earbuds (Left and Right)
- PlayStation Link USB adapter
- Charging case
- 6 Earbud tips (various sizes)
- USB cable (for charging)
- Printed Materials (Quick Start Guide, Safety Guide)



*Image 2.1: The retail packaging for the PULSE Explore Wireless Earbuds, alongside the earbuds and their charging case. The box displays the PlayStation and Sony logos.*

## 3. SETUP

---

### 3.1 Initial Charging

Before first use, fully charge the earbuds and the charging case. Connect the supplied USB cable to the charging case and a compatible USB power source. The indicator light on the case will show charging status.



# Integrated Microphones

## Powered by AI-enhanced noise rejection

*Image 3.1: The PULSE Explore Wireless Earbuds nestled within their charging case. The case is open, revealing the earbuds and the charging port, indicating readiness for charging.*

The charging case provides up to 10 hours of additional battery life, while the earbuds offer up to 5 hours of play on a single charge.

### 3.2 Connecting to Devices

The PULSE Explore Wireless Earbuds support PlayStation Link and Bluetooth connectivity.

3.2.1 PlayStation Link (PS5, PC/Mac, PlayStation Portal)

- 1. Insert the PlayStation Link USB adapter into a USB port on your PS5 console, PC/Mac, or PlayStation Portal.
- 2. Ensure the earbuds are in the charging case and the case is open, or the earbuds are powered on.
- 3. The earbuds and adapter should automatically pair. A status indicator will confirm connection.



Image 3.2: An illustration demonstrating the multi-device compatibility of the PULSE Explore Wireless Earbuds via PlayStation Link. Compatible devices include PS5, PlayStation Portal, and PC/Mac.

3.2.2 Bluetooth (Mobile Devices)

- 1. With the earbuds in the charging case, open the case.
- 2. Press and hold the pairing button on the charging case until the indicator light flashes blue.
- 3. On your mobile device, go to Bluetooth settings and select "PULSE Explore" from the list of available devices.
- 4. The earbuds can connect to a mobile device via Bluetooth while simultaneously connected to a PlayStation Link device.


4. OPERATING INSTRUCTIONS

4.1 Wearing the Earbuds

Select the earbud tips that provide the best fit and seal for optimal sound quality and comfort. Gently insert each earbud into your ear canal and twist slightly to secure.

4.2 Controls

The earbuds feature easy-access volume controls. Refer to the printed materials for specific button functions for volume adjustment, play/pause, and call management.



*Image 4.1: A visual summary of the PULSE Explore's core features, including its advanced audio technology, wireless connectivity options, user-friendly controls, and microphone capabilities.*

### 4.3 Microphone Functionality

The earbuds are equipped with two hidden microphones featuring AI-enhanced noise rejection technology to ensure clear voice capture during calls or in-game communication, minimizing background noise.



*Image 4.2: This image highlights the integrated microphones and AI-enhanced noise rejection, ensuring your voice is transmitted clearly without interference from ambient sounds.*





*Image 4.3: The PULSE Explore Wireless Earbuds positioned next to a PlayStation Portal, illustrating their seamless integration and use with PlayStation's gaming ecosystem.*

## 5. MAINTENANCE

---

Proper maintenance ensures the longevity and performance of your earbuds.

- **Cleaning:** Regularly clean the earbud tips and the mesh covers with a soft, dry cloth. Do not use harsh chemicals or abrasive materials.
- **Storage:** When not in use, store the earbuds in their charging case to protect them from dust and damage.
- **Battery Care:** Avoid exposing the earbuds and charging case to extreme temperatures. For long-term storage, ensure the battery has a partial charge (around 50%).

## 6. TROUBLESHOOTING

---

Problem	Possible Cause	Solution
No sound from earbuds	Earbuds not paired or connected; low battery; incorrect audio output selected.	Ensure earbuds are charged and paired. Check device's audio output settings.
Earbuds not charging	Charging cable or power source issue; earbuds not seated correctly in case.	Verify cable connection and power source. Reseat earbuds in the charging case.
Poor sound quality	Earbud tips not sealing properly; interference; dirty earbuds.	Try different earbud tips. Move closer to the connected device. Clean earbuds.
Microphone not working	Microphone muted; incorrect input device selected.	Check device settings to ensure microphone is enabled and selected as input.

## 7. SPECIFICATIONS

- Model Name:** PULSE Explore
- Model Number:** CFI-ZWA2
- Brand:** PlayStation
- Manufacturer:** Sony
- Connectivity Technology:** Wireless (PlayStation Link, Bluetooth)
- Wireless Communication Technology:** Bluetooth
- Compatible Devices:** PlayStation 5, PlayStation Portal, PC, Mac, Mobile devices
- Control Type:** Volume Control
- Ear Placement:** In Ear
- Form Factor:** In Ear
- Special Feature:** AI-enhanced Noise Rejection Microphones, Planar Magnetic Drivers
- Earbud Battery Life:** Up to 5 hours
- Charging Case Additional Battery Life:** Up to 10 hours
- Item Weight (Earbuds):** Approximately 0.25 Pounds (per pair)
- Product Dimensions:** 4.8 x 4.2 x 3 inches (packaging)
- Color:** White
- UPC:** 711719568315

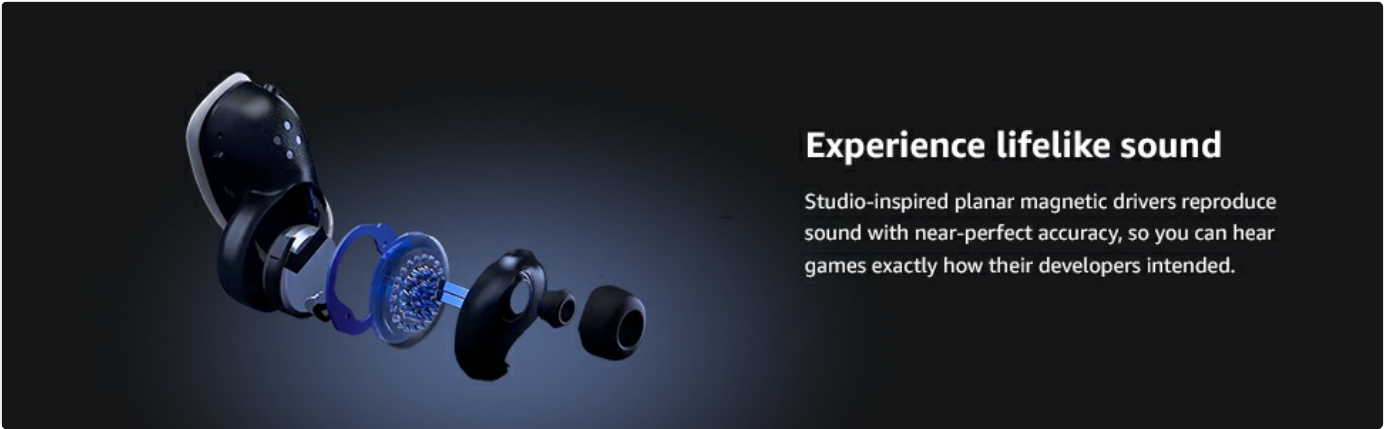


Image 7.1: An exploded diagram of a PULSE Explore earbud, illustrating the sophisticated planar magnetic drivers responsible for its high-fidelity audio reproduction.








## 8. WARRANTY AND SUPPORT

For warranty information and customer support, please refer to the official PlayStation website or the printed materials included in your product box. You can also visit the [PlayStation Store](#) for additional resources.

**Return Policy:** This product is subject to a 30-day refund/replacement policy when purchased from Amazon.

© 2024 PlayStation. All rights reserved. PULSE Explore is a trademark of Sony Interactive Entertainment Inc.

### Related Documents - CFI-ZWA2

	<p><a href="#">PULSE Explore Wireless Earbuds Safety Guide</a></p> <p>Safety, health, and handling precautions for the PlayStation PULSE Explore wireless earbuds, including warnings about volume, magnets, batteries, and proper disposal.</p>
	<p><a href="#">PlayStation PULSE Explore Wireless Earbuds: Safety, Specifications, and User Guide</a></p> <p>Comprehensive safety guide, technical specifications, and handling instructions for the PlayStation PULSE Explore Wireless Earbuds, including warnings, precautions, and warranty information.</p>
	<p><a href="#">PULSE Elite™ Wireless Headset Safety Guide   PlayStation</a></p> <p>Read the official safety guide for the PlayStation PULSE Elite™ Wireless headset (models CFI-ZWH2, CFI-ZWA2, CFI-ZPH2). Learn about health warnings, safe usage, setup, specifications, and recycling.</p>
	<p><a href="#">PlayStation PULSE 3D Wireless Headset and Adaptor Quick Start Guide</a></p> <p>A quick start guide for the PlayStation PULSE 3DTM Wireless Headset and Adaptor, covering setup, charging, controls, and usage with PS5 and other devices.</p>
	<p><a href="#">Sony PlayStation PULSE 3D Wireless Headset and Adaptor Safety and Support Guide</a></p> <p>Official safety and support guide for the Sony PlayStation PULSE 3D Wireless Headset and Adaptor (CFI-ZWH1, CFI-ZWD1), covering usage, handling, precautions, FCC/ISED notices, specifications, and limited warranty.</p>

## Covers

Potlogski konzole PlayStation5 / Potlogski PlayStation5 konzole /  
 Pansoni konzole PlayStation5 / Kanaizana konzole PlayStation5 /  
 PlayStation5 Konzole Kapaklar / Kalkülasyon konsollar /  
 PlayStation5 / PlayStation5 jantimelerine laşunlar  
 Potlogski digitalnog izdanja konzole PlayStation5 / Potlogski  
 digitalnog izdanja PlayStation5 konzole / Pansoni-konzole editje  
 digital PlayStation5 / Kanaizana konzole PlayStation5 Digital  
 Edition / Potlogski konzole PlayStation5 / Potlogski Konzole Kapaklar  
 Kalkülasyon konsollar / Kanaizana konzole PlayStation5 /  
 PlayStation5 jantimelerine laşunlar 225000 laşunlar  
 Instruction Manual / Prilozak za upotrebu / Prilozak za upotrebu /  
 Manual de instructiuni / Potlogski za potlogski / Yönerge El Kitab /  
 Etyimoloji 225000 / 225000

CFI-ZCAI  
CFI-ZCB1  
CFI-ZCC1

Official guide for installing and replacing the console covers for the PlayStation®5 and PlayStation®5 Digital Edition. Includes safety precautions, handling, and cleaning instructions.