

## TCL 65C755

# TCL 65C755 65-inch 4K QD-Mini LED Google TV User Manual

Model: 65C755 | Brand: TCL

### 1. INTRODUCTION AND OVERVIEW

This manual provides essential information for setting up, operating, and maintaining your TCL 65C755 65-inch 4K Ultra HD Smart QD-Mini LED Google TV. Please read these instructions carefully before using your television.



Image: The TCL 65C755 television showcasing its advanced display and gaming features.

## 2. WHAT'S IN THE BOX

Verify that all components are present in the packaging:

- 1N LED TV
- 1N Audio Cable
- 1N Stand
- 1N Power cord
- 1N Remote Control
- 2N AAA Batteries

## 3. SETUP

### 3.1 Attaching the Stand or Wall Mounting

Carefully place the TV face down on a soft, flat surface. Attach the provided stand according to the diagrams in the separate quick start guide, ensuring all screws are securely fastened. Alternatively, if wall-mounting, follow the instructions provided with your wall-mount kit. Ensure proper ventilation around the TV.




Image: Rear panel of the television, indicating mounting options.

### 3.2 Power Connection

Connect the power cord to the TV's power input and then to a suitable electrical outlet. Do not power on the TV until all other connections are made.

## 4. CONNECTIVITY

The TCL 65C755 offers various ports for connecting external devices:

- **HDMI Ports (4):** Connect set-top boxes, Blu-Ray players, and gaming consoles. HDMI 4 supports eARC/ARC for enhanced audio return channel functionality.
- **USB Ports (2):** Connect hard drives or other USB devices for media playback. One port is USB 3.0, the other is USB 2.0.
- **Ethernet (LAN):** For wired internet connection.
- **Wi-Fi:** For wireless internet connection.
- **Bluetooth:** For connecting wireless accessories.
- **Headphone Output (1):** For connecting headphones.
- **Antenna/Cable In:** For connecting an antenna or cable TV signal.
- **AV In Adapter:** For connecting older analog devices.
- **Digital Audio Out (Optical):** For connecting to external audio systems.

## WHY DO I PICK BIG SIZE TV?

01  
**GoBig**  
For immersive  
experience

02  
**GoBig**  
As Home Decor  
and social status

03  
**GoBig**  
It's affordable

04  
**GoBig with TCL**  
Big size industry leader  
98inch No. 1

TOP Pick for  
**Big TV**





## 5. OPERATING YOUR TV

### 5.1 Remote Control

The smart remote control features dedicated hotkeys for quick access to popular streaming services and functions. Insert the two AAA batteries into the remote control, ensuring correct polarity.

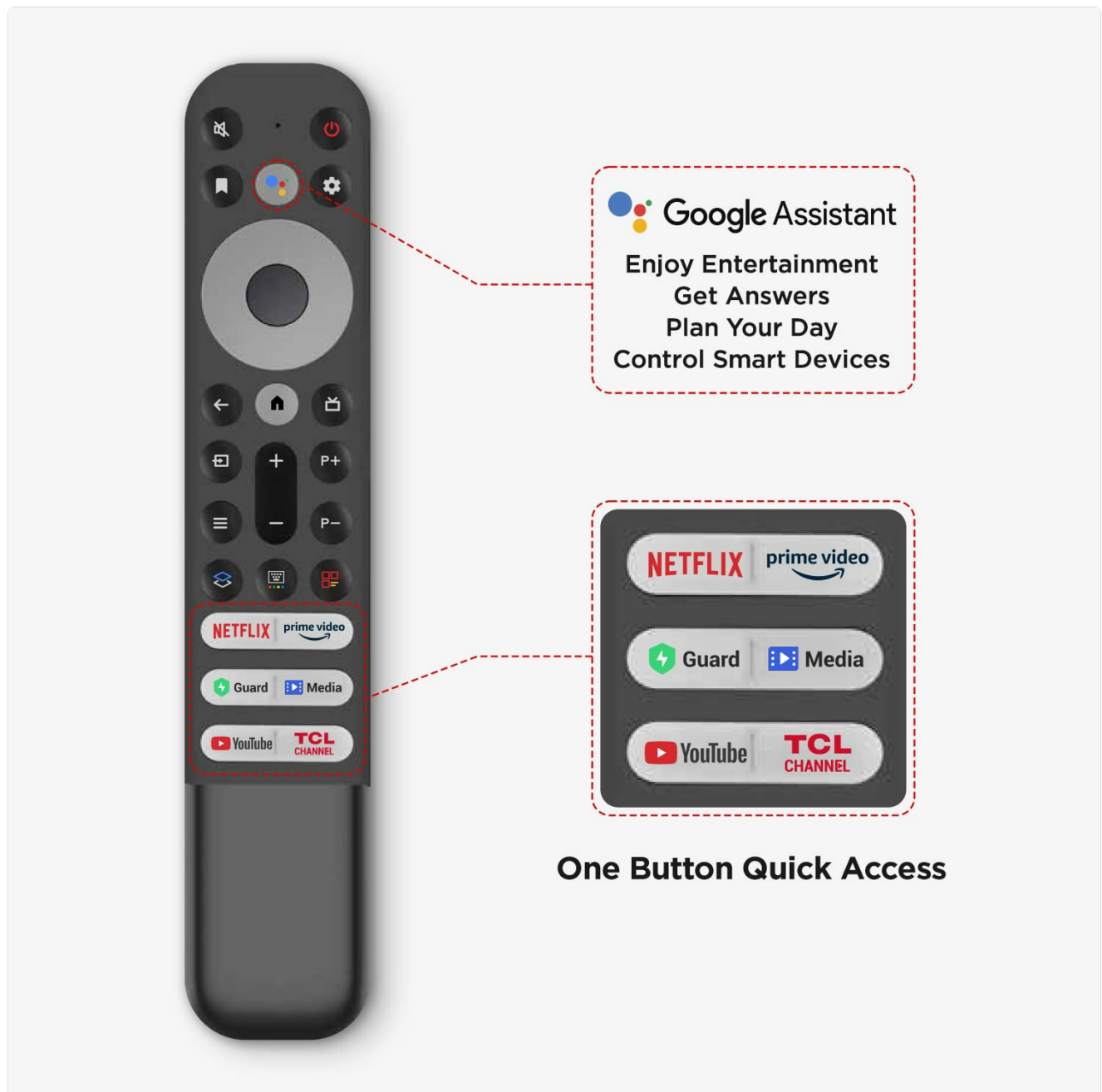


Image: The smart remote control with quick access buttons.

### 5.2 Smart TV Features (Google TV)

Your TCL 65C755 runs on Google TV, offering a personalized and intuitive user experience. It includes 3GB RAM and 32GB ROM for smooth performance and app storage.

- **Hands-Free Voice Control:** Use voice commands to control your TV and search for content.

- **Video Chat:** Connect a compatible camera for video calls.
- **Miracast (Wireless Display):** Share content from compatible devices wirelessly.
- **IMAX Enhanced:** Experience premium audio and visual quality for IMAX Enhanced content.
- **Aiplay 2 & Multi View 2.0:** Enhance content playback and view multiple sources simultaneously.

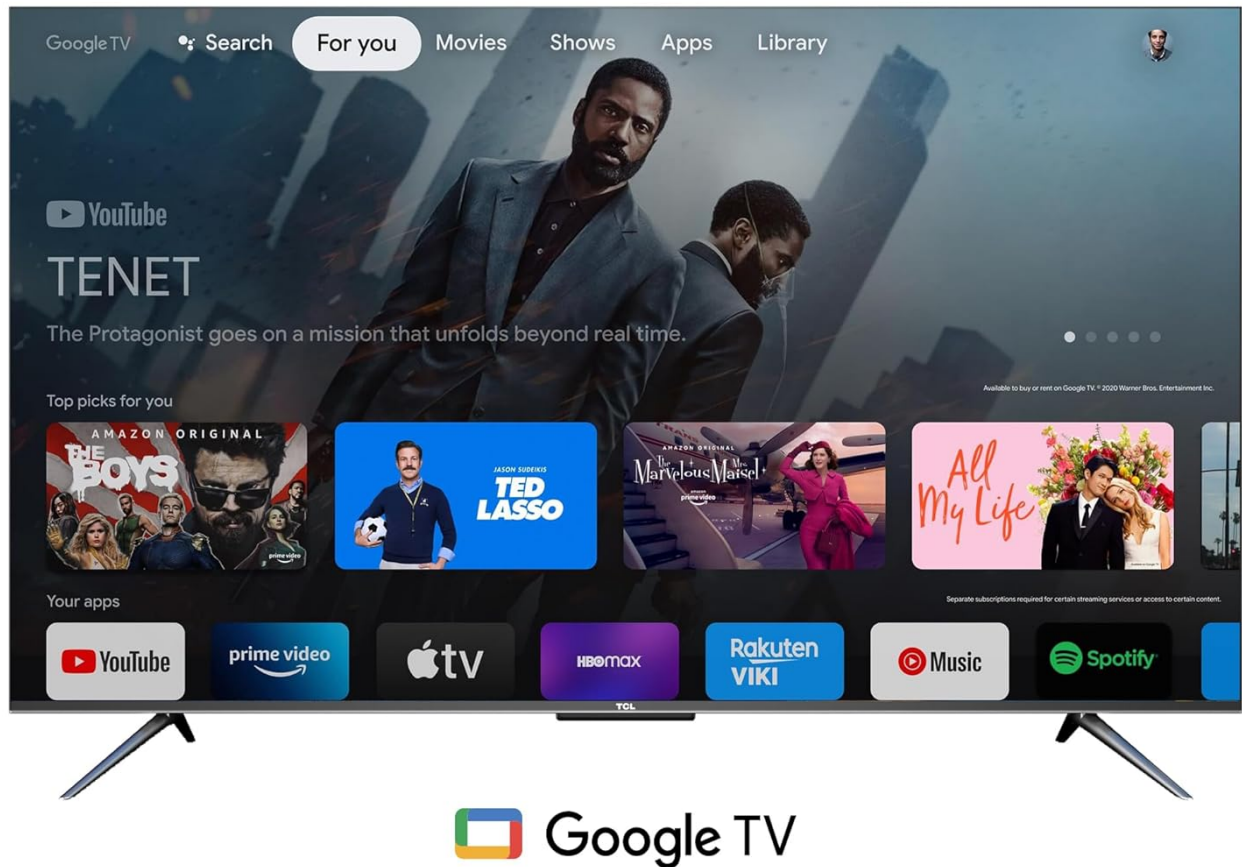


Image: The Google TV interface on the TCL 65C755.

### 5.3 Display Features

The TV features a QD-Mini LED display with 500+ local dimming zones, powered by the AiPQ PROCESSOR 3.0 for optimized picture quality.

- **4K Ultra HD Resolution (3840 x 2160):** Delivers sharp and detailed images.
- **HDR 10+ & Dolby Vision IQ:** Provides enhanced contrast, brightness, and color accuracy.
- **178 Degree Wide Viewing Angle:** Ensures consistent picture quality from various positions.
- **120Hz MEMC:** Motion Estimation, Motion Compensation for smoother fast-moving scenes.
- **TÜV Low Blue Light & Flicker Free:** Certified for reduced eye strain during prolonged viewing.

**HDR** 1300 nits

**Bright and Brilliant**



Image: Explanation of QD-Mini LED display technology.





Image: HDR 1300 nits for bright and brilliant picture quality.

## 5.4 Sound Features

The TV is equipped with a 50 Watts output sound system, featuring ONKYO speakers and a built-in 20W subwoofer.

- **Dolby Atmos and Virtual-X:** Provides immersive, multi-dimensional audio experience.
- **2x 15W ONKYO Speakers:** Delivers clear and powerful sound.
- **Built-in 20W Subwoofer:** Enhances bass for a richer audio experience.

## 5.5 Gaming Features

Designed for gamers, the TV includes features for a responsive and smooth gaming experience.

- **DLG 240Hz / VRR 144Hz:** High refresh rates for ultra-smooth gameplay.
- **AMD FreeSync Premium Pro:** Eliminates screen tearing and stuttering.
- **Game Master 2.0:** Optimizes settings for various gaming scenarios.
- **ALLM (Auto Low Latency Mode):** Automatically switches to low-latency mode for responsive gaming.





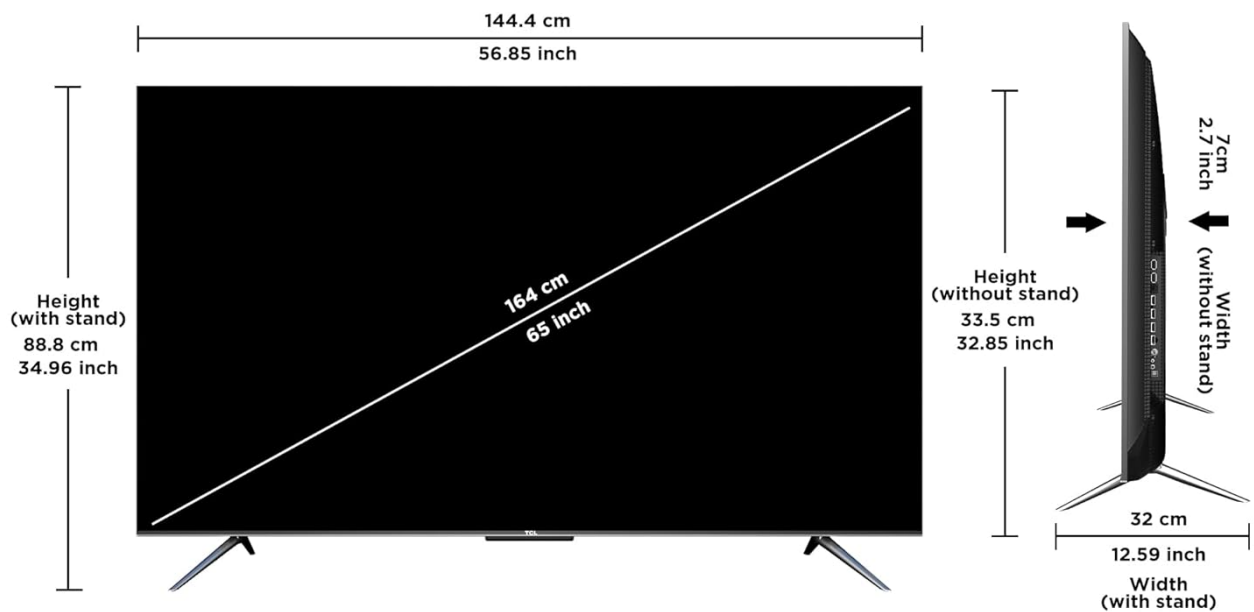
Image: Comparison of 60Hz vs 144Hz VRR for gaming.

## 6. SPECIFICATIONS

Key technical specifications for the TCL 65C755 TV:

Feature	Specification
Brand	TCL
Model	65C755
Screen Size	65 Inches (164 cm)
Resolution	4K Ultra HD (3840 x 2160)
Display Technology	QD-Mini LED
Refresh Rate	DLG 240Hz   VRR 144Hz
Operating System	Google TV
RAM Memory	3 GB
Memory Storage Capacity	32 GB
Sound Output	50 Watts (2x 15W ONKYO Speakers + 20W Subwoofer)
Audio Features	Dolby Atmos, Virtual-X

Feature	Specification
Connectivity	4 HDMI, 2 USB, Ethernet, Wi-Fi, Bluetooth
Processor	64-bit Quad Core Processor, AiPQ PROCESSOR 3.0
Viewing Angle	178 Degrees
Product Dimensions (with stand)	144.4W x 88.8H x 32D cm
Product Dimensions (without stand)	144.4W x 83.5H x 7D cm
Weight (with stand)	20.4 kg
Weight (without stand)	20.2 kg
Power Source	AC (240 Volts, 260 Watts)



**Weight including  
base - 20.4 kg**

**Weight not including  
base - 20.2 kg**

Image: TV dimensions and weight details.

## 7. TROUBLESHOOTING

If you encounter issues with your TV, refer to the following common solutions:

- **No Power:** Ensure the power cord is securely connected to both the TV and the electrical outlet. Check if the outlet is functioning by plugging in another device.
- **No Picture/Sound:** Verify that the correct input source is selected. Check all cable connections (HDMI, AV, etc.) for secure fit. Try restarting the TV and any connected devices.
- **Remote Control Not Working:** Ensure batteries are correctly inserted and not depleted. Point the remote directly at the TV's IR sensor.
- **Poor Picture Quality:** Check the resolution settings of your input source. Ensure your antenna or cable connection is strong. Adjust picture settings (brightness, contrast, sharpness) in the TV menu.
- **Internet Connectivity Issues:** For Wi-Fi, ensure the TV is within range of your router and the password is correct. For Ethernet, check the cable connection to your router. Try restarting your router.

For more detailed troubleshooting, please consult the full user manual available on the TCL website or contact customer support.

## 8. MAINTENANCE

Proper care and maintenance will extend the life of your television:

- **Cleaning the Screen:** Gently wipe the screen with a soft, lint-free cloth. For stubborn marks, lightly dampen the cloth with water or a specialized screen cleaner. Do not spray liquid directly onto the screen.
- **Cleaning the Cabinet:** Use a soft, dry cloth to wipe the TV cabinet. Avoid using abrasive cleaners or solvents.
- **Ventilation:** Ensure the ventilation openings on the back of the TV are not blocked to prevent overheating.
- **Power Off When Not in Use:** Turn off the TV when not in use to save energy and prolong its lifespan.

## 9. WARRANTY AND SUPPORT

Your TCL 65C755 television comes with a manufacturer's warranty:

- **TV Warranty:** 2-year warranty from the date of purchase.
- **Remote Control Warranty:** 6-months warranty.

Warranty claims can be processed using your Amazon e-invoice. For additional support, visit the official TCL website or contact their customer service.



