



Manuals.plus /

› MCSYPOAL /

› 7-in-1 Deplx Face Neck Massager for Daily Skin Care Routine, Portable Facial Massager, Skin Care Tool, Rose Gold Instruction Manual

## MCSYPOAL ES-1081

# MCSYPOAL 7-in-1 Deplx Face Neck Massager Instruction Manual

Brand: MCSYPOAL

Model: ES-1081

## 1. INTRODUCTION

The MCSYPOAL 7-in-1 Deplx Face Neck Massager is a versatile skincare tool designed to enhance your daily routine. It combines multiple functions, including 7 LED light modes, 3 massage modes, and constant heating, to address various skin concerns such as wrinkles, fine lines, and skin elasticity. This manual provides comprehensive instructions for safe and effective use, maintenance, and troubleshooting.



The MCSYPOAL 7-in-1 Deplx Face Neck Massager, presented in an elegant rose gold finish, features a dolphin-shaped design for comfortable handling and effective skin contact.

## 2. SAFETY INFORMATION

This device is not a toy. Keep it out of reach of children and pets to prevent accidental injury or misuse. Do not use on broken or irritated skin. Consult a healthcare professional before use if you have any underlying skin conditions or medical concerns.

## 3. PRODUCT FEATURES

- **7-in-1 Facial Massager:** This face neck massager has 7 light modes with various functions that can be used to massage the face and neck with serum, lotion and the like in daily skincare routine. It can also be used on

other body parts, tightening the sagging skin and relaxing the muscles.

- **3 Massage Modes:** The CLEAN Mode can clear the pores and keep your skin clean and glow; The second Mode can relax your skin, and help your skin absorb skin care products; The HOT Mode can soothe the skin with heat, rejuvenating your skin.
- **Premium Skin Care Tool:** This beauty device can heat up to 113 degrees Fahrenheit, so it can promote better & faster absorption of skincare products, smoothing your skin, increasing skin elasticity and softness.
- **Exquisite & Ergonomic Design:** This skin care tool is designed to be lovely dolphin-shaped and compact that can be carried around in handbags. It is 160 degree curving that can fit your skin perfectly. And its corrugated handle design makes it non-slip in use.

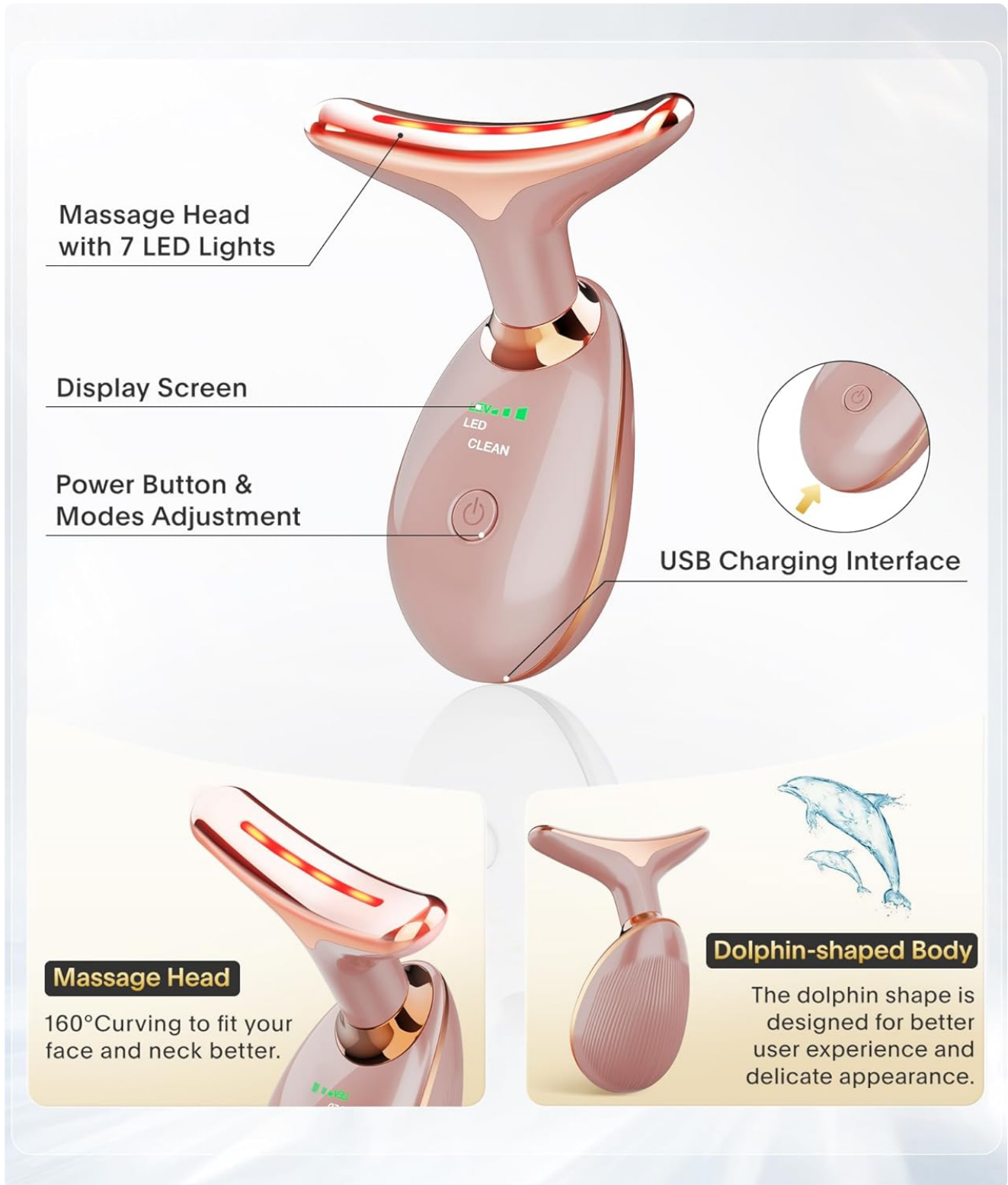
## 6 Prominent Features

Your lovely and efficient skincare partner



This diagram highlights the key features of the massager, including 7 LED light colors, 45±5°C heating, 3 massage modes, face &

neck lifting, 160° curve massage head, and 2 hours fully charged & rechargeable.



Anatomy of the device showing the massage head with 7 LED lights, display screen, power button for mode adjustment, and the USB charging interface at the base. The ergonomic dolphin shape is designed for optimal user experience.

#### 4. SETUP

Before first use, ensure the device is fully charged. Connect the provided USB charging cable to the massager's charging port and a suitable power source. The LED indicator will show charging status. A full charge typically takes approximately 2 hours.

## 5. OPERATING INSTRUCTIONS

Follow these steps for optimal use:

1. **Prepare Skin:** After washing your face, apply your favorite skincare products (serum, lotion, etc.) evenly to your face and neck.
2. **Power On:** Press the power button for 2 seconds to turn on the device.
3. **Select Mode:** Press the power button repeatedly to cycle through the 3 massage modes (CLEAN, RELAX, HOT) and 7 LED light modes according to your skincare needs.
4. **Massage:** Place the massage head against your skin and gently glide it from bottom to top, covering your face, neck, and other desired body parts.

# 4 Easy Using Steps



**01** After washing your face, apply your favorite skin care products evenly to your face.



**02** Press the power button for 2 seconds to turn on the machine.



**03** Press the button to select the light mode and massage mode according to your needs.



**04** Place the massage head against your skin and massage from bottom to top.

A visual guide demonstrating the four easy steps for using the massager: 1. Apply skincare products after washing face. 2. Press the power button for 2 seconds to turn on. 3. Select light and massage mode. 4. Place massage head against skin and massage from bottom to top.

## 5.1. 7 LED Light Modes

Each light mode offers specific benefits for different skin concerns:

- **Red Light (630nm):** Anti-aging & promote collagen production.
- **Blue Light (415nm):** Soothe inflammation & calm sensitive skin.
- **Green Light (525nm):** Smooth wrinkles and fine lines.
- **Purple Light (390nm):** Promote lymphatic drainage.

- **Yellow Light (590nm):** Reduce melanin production.
- **Cyan Light (490nm):** Reduce skin tension and swollen capillaries.
- **White Light (mix):** Relax skin & accelerate growth and healing of skin cells.

# 7 Colors LED Lights

## Meet Your Different Skin Needs



### RED LIGHT 630nm

Anti-aging & promote collagen production

### BLUE LIGHT 415nm

Sooth inflammation & calm sensitive skin



### GREEN LIGHT 525nm

Smooth wrinkles and fine lines

### PURPLE LIGHT 390nm

Promote lymphatic drainage



### YELLOW LIGHT 590nm

Reduce melanin production

### CYAN LIGHT 490nm

Reduce skin tension and swollen capillaries



### WHITE LIGHT mix

Relax skin & accelerate growth and healing of skin cells



This chart details the specific benefits of each of the 7 LED light modes: Red (anti-aging, collagen), Blue (soothe inflammation, calm sensitive skin), Green (smooth wrinkles, fine lines), Purple (lymphatic drainage), Yellow (reduce melanin), Cyan (reduce skin tension, swollen capillaries), and White (relax skin, accelerate growth and healing).

### 5.2. 3 Massage Modes

- **CLEAN Mode:** Helps to clear pores and promote a clean, glowing complexion.
- **RELAX Mode:** Designed to relax the skin and aid in the absorption of skincare products.

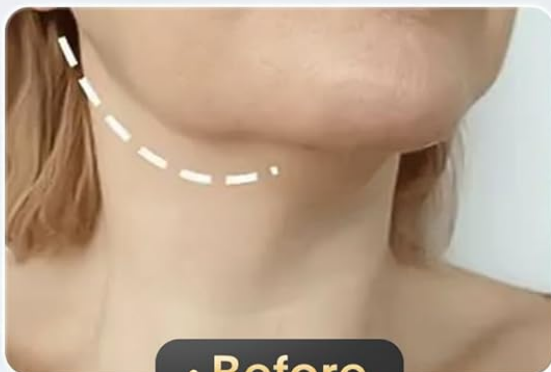
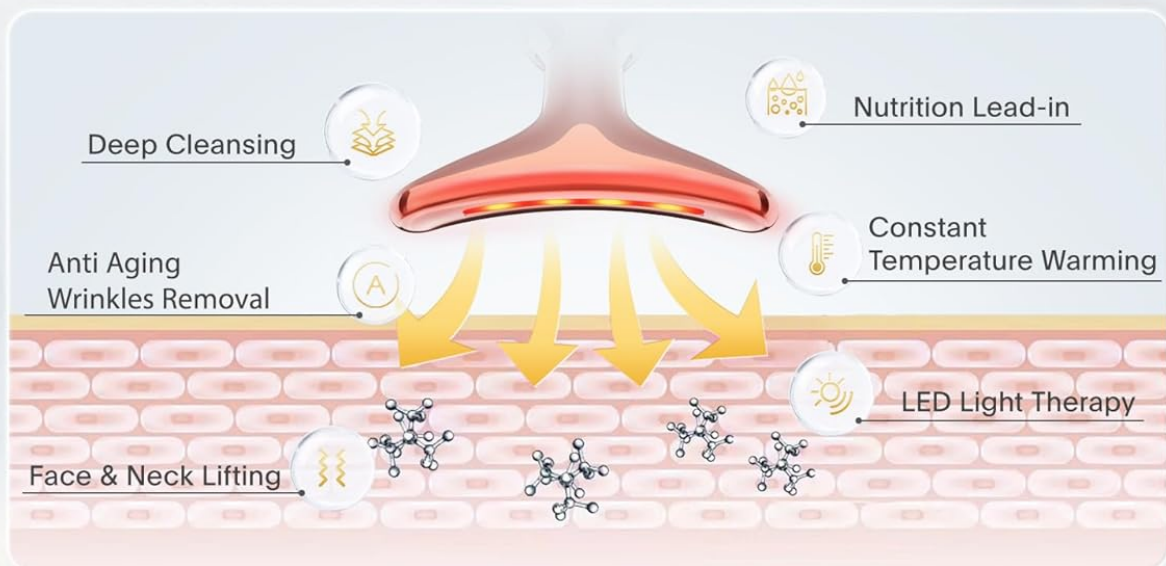
- **HOT Mode:** Provides soothing heat (up to 113°F) to rejuvenate skin and enhance product absorption.

### 5.3. Target Areas


The massager can be effectively used on various areas:

- Neck
- Face
- Jaw Line
- Orbits (around eyes)
- Forehead

## Simple Treatment for Visible Effects



• **Before**



• **After**

This infographic illustrates the comprehensive benefits of using the massager, including deep cleansing, anti-aging, enhanced product absorption, consistent warming, and effective face and neck lifting, with visual examples of improved neck contour.

## 6. MAINTENANCE

To ensure the longevity and hygiene of your device:

- **Cleaning:** After each use, wipe the massage head with a clean, damp cloth. Do not use corrosive solutions (alcohol, banana oil, gasoline, nail polish remover, etc.) as this may lead to discoloration or damage.
- **Storage:** Store the device in a cool, dry place, away from direct sunlight and high humidity.
- **Charging:** Recharge the device when the battery is low to maintain optimal performance.

## 7. TROUBLESHOOTING

If you encounter any issues with your device, refer to the following common problems and solutions:

Problem	Possible Cause	Solution
Device does not turn on.	Low battery; Power button not pressed correctly.	Charge the device fully. Press and hold the power button for 2 seconds.
No vibration or heat.	Incorrect mode selected; Device not in contact with skin.	Ensure the desired mode is active. Make sure the massage head is in firm contact with your skin.
LED lights not working.	Light mode not activated; Device malfunction.	Cycle through modes to activate LED. If issue persists, contact customer support.

If the problem persists after trying these solutions, please contact customer support for further assistance.

## 8. SPECIFICATIONS

Feature	Detail
Model Number	ES-1081
Brand	MCSYPOAL
Color	Rose Gold
Skin Type	All
Material	Metal
Package Dimensions	5.94 x 4.76 x 2.4 inches
Item Weight	7.83 ounces
Heating Temperature	Up to 113°F (45°C)
UPC	725086878014

## 9. WARRANTY & SUPPORT

MCSYPOAL offers quality customer service. If you have any problems or questions regarding your 7-in-1 Deplx Face Neck Massager, please feel free to contact us. We are always glad to help and will get back to you within 24 hours.

For support, please visit the official MCSYPOAL store or contact their customer service channels.

This product is verified by Transparency, ensuring authenticity with a unique code verified before shipping.