

## Jackery JE-2000C

# Jackery Explorer 2000 Plus Home Backup Power System User Manual

Model: JE-2000C

## 1. INTRODUCTION

The Jackery Explorer 2000 Plus is a fast-charging portable power station designed to provide reliable home backup power. This comprehensive system includes the Explorer 2000 Plus power station, a manual transfer switch, and 200W solar panels, offering an expandable LiFePO4 battery solution for energy independence.

It ensures a seamless transition to battery power during outages and can be expanded from 2 kWh up to a massive 12 kWh with additional battery packs, providing power for extended periods.



Figure 1: Overview of the Jackery Explorer 2000 Plus Home Backup Power System, including the main unit, an expansion battery, two solar panels, and the manual transfer switch.

## 2. SYSTEM COMPONENTS

- **Jackery Explorer 2000 Plus Portable Power Station:** The core unit providing AC and DC outputs.
- **Jackery Battery Pack 2000 Plus (Optional):** Expandable battery packs to increase total capacity.
- **Jackery SolarSaga 200W Solar Panels:** For renewable solar charging.
- **Manual Transfer Switch:** For safe integration with your home's electrical system.

## 3. SETUP GUIDE

### 3.1 Manual Transfer Switch Installation

The manual transfer switch allows for a safe and controlled connection of the Jackery system to your home's electrical panel. This ensures that your home is not simultaneously connected to both grid power and the Jackery system, preventing back-feeding hazards.

**Important:** Installation of the manual transfer switch should only be performed by a qualified and licensed electrician to ensure compliance with local electrical codes and safety standards. Improper installation can lead to serious injury or damage to your electrical system.

### 3.2 Connecting Solar Panels

The Jackery SolarSaga 200W solar panels are designed for easy plug-and-play connection to the Explorer 2000

Plus. Unfold the solar panels and position them to maximize exposure to direct sunlight. Adjust the angle of the panels using their integrated stands for optimal charging efficiency.

Your browser does not support the video tag.

Video 1: Official Jackery video demonstrating the Explorer 2000 Plus system in use during winter conditions, showcasing its ability to power essential devices during outages.

### 3.3 Expanding Capacity with Battery Packs

To expand the system's capacity, connect additional Jackery Battery Pack 2000 Plus units to the main power station. The system is designed for effortless customization, allowing you to scale your home solar system from 2 kWh up to 12 kWh, or even 24 kWh with two Explorer 2000 Plus units and 10 expansion battery packs.

**EXPANDABLE CAPACITY UP TO 24 KWH**

**Essential for all your Home Backup Power**

The image shows a house at night with Jackery Explorer 2000 Plus units and battery packs arranged on the porch. Below the image, a diagram illustrates the expansion of capacity:

|   |   |   |   |   |
|---|---|---|---|---|
|  | + |  | = |  |
| <b>2,042 Wh</b><br>E 2000 Plus  |   | <b>5 x 2,042 Wh</b><br>Battery Pack   |   | <b>12 kWh</b>   |

Figure 2: Illustration of how the Jackery Explorer 2000 Plus can be expanded with additional battery packs to significantly increase its total energy capacity for extended use.

## 4. OPERATING THE JACKERY EXPLORER 2000 PLUS

### 4.1 Powering Appliances



The Explorer 2000 Plus provides multiple output ports, including AC outlets, USB-A, and USB-C, to power a wide range of devices and appliances. It delivers 3000W continuous output and can handle essential devices during blackouts.

# ESSENTIAL FOR HOME POWER BACKUP

## Uninterrupted Power for your Home – Anytime

**4,085 Wh | 3,000 W**

| Appliance        | Power (W) | Runtime (Hrs) |
|------------------|-----------|---------------|
| Refrigerator     | 500W      | 7 Hrs         |
| Microwave        | 1,160 W   | 7 Hrs         |
| AC Conditioner   | 2,000 W   | 1.7 Hrs       |
| Induction Cooker | 2,200 W   | 1.6 Hrs       |

Figure 3: The Jackery Explorer 2000 Plus providing power to various household appliances, demonstrating its utility as a home backup solution.

For example, it can power a refrigerator (500W) for approximately 7 hours. The system ensures essential devices remain powered on, providing peace of mind during unexpected outages.

# EMERGENCY POWER SUPPLY

Auto Switches to Battery Power



**EPS**

<0.02s Auto Switch



**<=30 DB**

Library Level Noise

Figure 4: The Explorer 2000 Plus functioning as an Emergency Power Supply (EPS), demonstrating its rapid automatic switch to battery power and quiet operation.

## 4.2 Monitoring and Control via App

The Jackery system can be monitored and controlled via a dedicated mobile application, allowing you to manage all your appliances and check power status from your smartphone.



# OPERATE AT YOUR FINGERTIPS

## Monitor & Control by Bluetooth

Download the **JACKERY** App



Download on the  
App Store



GET IT ON  
Google Play

Figure 5: The Jackery app provides convenient monitoring and control of the power station directly from your mobile device.

### 4.3 Portability

The Explorer 2000 Plus features a pull rod and double wheels design, making it easy to transport for various indoor and outdoor applications.



## POWER ON THE GO

With A Pull Rod & Double Wheels Design

Figure 6: The integrated pull rod and wheels enhance the portability of the Jackery Explorer 2000 Plus, allowing for easy movement.

### 5. MAINTENANCE AND LONGEVITY

The Jackery Explorer 2000 Plus utilizes a superb LiFePO4 lithium battery, known for its long lifespan and stability. Featuring innovative ChargeShield fast charge technology, the battery is designed to provide up to 10 years of dependable performance.

# ULTRA LONG LIFESPAN

## For 10 Years of Everyday Use



Safe LiFePO<sub>4</sub> battery  
Innovative ChargeShield Fast Charge Tech  
Intelligent Temperature Control

Figure 7: The LiFePO<sub>4</sub> battery technology ensures an ultra-long lifespan and stable performance for the power station.

To maintain optimal performance, store the unit in a cool, dry place and recharge it periodically, even when not in use, to prevent deep discharge.

## 6. SAFETY FEATURES

The Explorer 2000 Plus is built with industry-leading safety features to withstand extreme temperatures and is designed for both shock and fire resistance. The cULus1008 listed Transfer Switch provides complete protection against dangers associated with back-feeding, enhancing overall system security.





Figure 8: Key safety features of the Jackery Explorer 2000 Plus, including advanced cooling and resistance to shock and high temperatures.

## 7. TROUBLESHOOTING

If you encounter any issues with your Jackery Explorer 2000 Plus system, please refer to the detailed troubleshooting section in the full user guide (PDF) available on the product's Amazon page or Jackery's official website. Common issues may include charging problems, output failures, or display errors.

For immediate assistance or complex problems, please contact Jackery customer support.

## 8. SPECIFICATIONS

| Feature    | Specification |
|------------|---------------|
| Brand      | Jackery       |
| Model Name | JE-2000C      |




|                     |  |
|---------------------|--|
| Wattage             | 4 kWh (expandable)                         |
| Output Wattage      | 3000W (Running), 6000W (Peak with 2 units) |
| Power Source        | Solar Powered, Battery Powered             |
| Battery Type        | LiFePO4                                    |
| Total Power Outlets | 4 AC outlets, USB-A, USB-C, DC 12V 10A     |
| Special Feature     | Portable, Expandable, Fast-Charging        |
| Color               | Orange                                     |




## 9. WARRANTY AND SUPPORT

The Jackery Explorer 2000 Plus comes with an extended 5-year warranty, ensuring long-term assurance and reliability. Jackery also provides outstanding 24/7 Customer Service to assist with any inquiries or support needs.

For further information, please visit the official Jackery website or contact their customer support team.

### Related Documents - JE-2000C

|   |   |
|---|---|
|  | <p><a href="#">Jackery Battery Pack 2000 Plus User Manual: Features, Specs, and Safety</a></p> <p>Get detailed information on the Jackery Battery Pack 2000 Plus. This user manual covers technical specifications, usage with Explorer 2000 Plus, safety guidelines, and warranty from Jackery.</p>      |
|  | <p><a href="#">Jackery Explorer 2000 Portable Power Station User Manual   Guide</a></p> <p>Comprehensive user manual for the Jackery Explorer 2000 portable power station, detailing technical specifications, operation, charging methods, safety guidelines, and warranty information from Jackery.</p> |
|  | <p><a href="#">Jackery Explorer 2000 Plus User Manual - Portable Power Station Guide</a></p> <p>Comprehensive user manual for the Jackery Explorer 2000 Plus portable power station. Learn about its features, specifications, operation, charging methods, safety precautions, and warranty.</p>         |

|   |   |
|---|---|
| <div><div><div>Jackery</div><div></div><div>USER MANUAL<br/>Jackery Explorer 2000</div></div><div><div>Copyright © 2022 Jackery Inc. All rights reserved.</div><div>Version: 1.0 (2022)</div></div></div>      | <p><a href="#">Jackery Explorer 2000 v2 Portable Power Station User Manual</a></p> <p>Comprehensive user manual for the Jackery Explorer 2000 v2 portable power station, covering setup, operation, safety guidelines, technical specifications, and warranty information.</p>  |
| <div><div><div>Jackery</div><div></div><div>USER MANUAL<br/>Jackery Explorer 700 Plus</div></div><div><div>Copyright © 2022 Jackery Inc. All rights reserved.</div><div>Version: 1.0 (2022)</div></div></div>  | <p><a href="#">Jackery Explorer 700 Plus User Manual and Specifications</a></p> <p>Comprehensive user manual for the Jackery Explorer 700 Plus portable power station. Includes technical specifications, operating instructions, charging methods, safety precautions, and warranty information.</p>                               |
| <div><div><div>Jackery</div><div></div><div>USER MANUAL<br/>Jackery Explorer 2000 Plus</div></div><div><div>Copyright © 2022 Jackery Inc. All rights reserved.</div><div>Version: 1.0 (2022)</div></div></div> | <p><a href="#">Jackery Explorer 2000 Plus User Manual: Portable Power Station Guide</a></p> <p>Get detailed instructions and specifications for the Jackery Explorer 2000 Plus portable power station. This manual covers setup, operation, charging (AC, solar, car), safety, and troubleshooting for reliable off-grid power.</p> |