

TP-Link Tapo C425

TP-Link Tapo C425 Wireless Outdoor WiFi Security Camera User Manual

Model: Tapo C425 | Brand: TP-Link

Overview	What's in the Box	Setup	Operation	Maintenance	Troubleshooting	Specifications
			Warranty & Support			

1. PRODUCT OVERVIEW

The TP-Link Tapo C425 is a wireless outdoor WiFi security camera designed for versatile and reliable surveillance. It features a magnetic base for easy installation and boasts a long-lasting 10,000mAh battery, providing up to 300 days of operation on a single charge. The camera captures video in 2K QHD resolution, offering clear and detailed imagery. Advanced features include color night vision, IP66 weatherproofing for outdoor durability, and intelligent AI detection for people, pets, and vehicles, reducing false alerts. This camera operates independently without the need for a separate hub, connecting directly to your existing WiFi network.



Figure 1.1: Front view of the Tapo C425 camera, highlighting its lens and sensors.


100% Wire-Free Magnetic Base



Up to 300-Day Battery Life[^]



Free Smart AI Detection



2K QHD Crystal Clear View



Color Night Vision with Starlight Sensor



150° Super-Wide
FOV



IP66 Weatherproof



Local microSD
Storage
(Up to 512 GB)[†]

Figure 1.2: Overview of key features including 300-day battery life, AI detection, 2K QHD resolution, color night vision, 150-degree FOV, IP66 weatherproofing, and local microSD storage.

2. WHAT'S IN THE BOX

Upon unboxing your TP-Link Tapo C425 camera, please verify that all the following components are included:

- Tapo C425 Wireless Outdoor WiFi Security Camera
- Magnetic Base for mounting
- USB Power Adapter
- USB Adapter Cable
- Mounting Screws and Anchors
- Quick Start Guide

3. SETUP GUIDE

Follow these steps to set up your Tapo C425 camera:

3.1 Charging the Camera

Before initial use, fully charge the camera using the provided USB power adapter and cable. A full charge typically takes several hours. The LED indicator on the camera will show charging status.



Up to 300-Day Battery Life

tapo

Figure 3.1: Illustration of the camera's internal 10,000mAh battery, emphasizing its long battery life.

3.2 Installing the Tapo App

Download the Tapo app from the App Store (iOS) or Google Play Store (Android). Create a TP-Link ID or log in with an existing one.

3.3 Connecting to Wi-Fi

1. Open the Tapo app and tap the "+" icon to add a new device.
2. Select your Tapo C425 camera from the list.
3. Follow the in-app instructions to connect the camera to your 2.4GHz Wi-Fi network **Note:** The camera only supports 2.4GHz Wi-Fi.

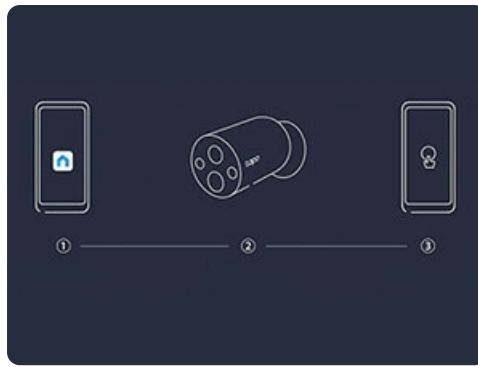


Figure 3.2: Visual representation of the three-step setup process using the Tapo app.

3.4 Mounting the Camera

The Tapo C425 features a magnetic base for flexible installation. Choose a suitable outdoor location with good Wi-Fi signal. You can attach the camera directly to a metallic surface or use the included mounting plate and screws to secure it to a wall or ceiling. The magnetic base allows for easy adjustment of the camera's angle.



Figure 3.3: The camera being attached to its magnetic base, demonstrating the ease of wire-free installation.



Figure 3.4: The Tapo C425 camera mounted outdoors, showcasing its IP66 weather resistance against rain.

4. OPERATING INSTRUCTIONS

The Tapo app is your central control for the C425 camera.

4.1 Live View and Two-Way Audio

Access the live feed of your camera through the Tapo app. Use the two-way audio feature to communicate with visitors or deter unwanted guests directly from your smartphone.

Your browser does not support the video tag.

Video 4.1: A demonstration of the Tapo C425 camera's live view and two-way audio capabilities, showing how users can monitor and interact with their home environment remotely.

4.2 AI Detection and Notifications

The camera utilizes AI technology for intelligent detection of people, pets, and vehicles. Configure activity zones within the app to receive alerts only for relevant events. This helps minimize false alarms.




Figure 4.2: A smartphone screen displaying a notification for detected activity, with bounding boxes indicating people, pets, and vehicles.

4.3 Night Vision

The Tapo C425 supports color night vision, providing clear and vivid images even in low-light conditions, thanks to its integrated spotlights and Starlight sensor. Traditional black and white night vision is also available.



Figure 4.3: A side-by-side comparison illustrating the difference between standard black and white night vision and the enhanced color night vision provided by the Tapo C425.

4.4 Local Storage

The camera supports local storage via a microSD card (up to 512GB, not included). Insert the microSD card into the designated slot on the camera to record footage continuously or based on motion detection.



Figure 4.4: An illustration showing the location of the microSD card slot on the Tapo C425 camera.

4.5 Customizable Sound and Light Alarm

Set the camera to trigger an alarm (sound and light) when motion is detected during specific times. You can record custom audio alerts and adjust the brightness of the integrated spotlights for personalized warnings.

5. MAINTENANCE

5.1 Battery Charging

To maintain optimal performance, recharge the camera's battery when the Tapo app indicates a low battery level. The 10,000mAh battery is designed for extended use, but regular charging is essential. Consider the optional Tapo A200 solar panel for continuous power supply, eliminating the need for frequent manual recharging.



Figure 5.1: The Tapo C425 camera connected to an optional solar panel for continuous charging, alongside a graphic illustrating the internal battery.

5.2 Cleaning the Camera

Periodically clean the camera lens and body with a soft, damp cloth. Avoid using harsh chemicals or abrasive materials that could damage the camera's surface or lens. Ensure the camera is powered off before cleaning.

5.3 Weather Resistance

The Tapo C425 is IP66 rated, meaning it is protected against dust and powerful water jets. While designed for outdoor use in various weather conditions, ensure the charging port cover is securely closed when not charging to maintain its water resistance.

6. TROUBLESHOOTING

6.1 Wi-Fi Connectivity Issues

- **Camera Disconnects Frequently:** Ensure the camera is within range of your 2.4GHz Wi-Fi router. Obstacles like thick walls can weaken the signal. Try repositioning the camera or router.
- **Cannot Connect to Wi-Fi:** Double-check your Wi-Fi password. Ensure your router is broadcasting a 2.4GHz network. Some routers combine 2.4GHz and 5GHz; try disabling 5GHz temporarily during setup if issues persist.

6.2 Battery Life Shorter Than Expected

- **Frequent Motion Detection:** High activity in the camera's field of view will consume more battery. Adjust activity zones and detection sensitivity in the Tapo app.

- **Live View Usage:** Frequent access to live view or continuous recording will drain the battery faster.
- **Extreme Temperatures:** Very cold or hot temperatures can affect battery performance.
- **Night Vision Usage:** Extensive use of color night vision (which uses spotlights) will consume more power.

6.3 Image Quality Issues

- **Blurry Image:** Clean the camera lens. Ensure there's no condensation or obstruction.
- **Poor Night Vision:** Check if the spotlights are clean and unobstructed. Ensure there are no strong light sources directly facing the camera at night.
- **Purple Tint (as reported in reviews):** If your camera consistently shows a purple tint, especially if it's not caused by external factors, this may indicate a hardware issue. Contact TP-Link support for assistance.

7. TECHNICAL SPECIFICATIONS

Feature	Specification
Model Name	Tapo C425
Brand	TP-Link
Connectivity Technology	Wireless (Wi-Fi)
Wireless Communication Technology	Wi-Fi (2.4GHz only)
Video Recording Resolution	2K QHD (4MP)
Viewing Angle	150 Degrees
Frame Rate	30fps
Power Source	Battery Powered (10,000mAh Lithium-polymer, included), Solar Powered (optional)
Battery Life	Up to 300 days (depending on usage)
Water Resistance Level	IP66 (Water Resistant)
Mounting Type	Wall Mount, Magnetic Base
Dimensions (L x W x H)	6.4 x 6.4 x 11.6 cm (approx. 2.52 x 2.52 x 4.57 inches)
Weight	340 Grams (approx. 0.75 lbs)
Special Features	Night Vision (Color), HD Resolution, AI Detection (People/Animals/Vehicles), Two-Way Audio, Customizable Alarm
Indoor/Outdoor Use	Outdoor
Compatible Devices	Smartphone (Tapo App), Amazon Alexa
Included Components	USB Adapter and Adapter Cable

8. WARRANTY AND SUPPORT

The TP-Link Tapo C425 camera comes with a manufacturer's warranty. For detailed warranty information, including terms and conditions, please refer to the warranty card included with your product or visit the official TP-Link website.

For technical support, troubleshooting assistance, or to access the latest firmware updates and FAQs, please visit the TP-Link support page or contact their customer service directly. Keep your product's serial number handy when seeking support.

TP-Link Support Website: www.tp-link.com/support/