

UPERFECT M185E06

UPERFECT Portable Monitor 18.5-inch 120HZ Touchscreen User Manual

Model: M185E06

Brand: UPERFECT

1. INTRODUCTION

Thank you for choosing the UPERFECT Portable Monitor. This manual provides essential information to help you set up, operate, and maintain your new device. Please read it thoroughly before use.



Figure 1: UPERFECT Portable Monitor showcasing key features like 120Hz refresh rate and 18.5-inch touchscreen.

2. SETUP

2.1 Package Contents

- 18.5" Touchscreen Monitor
- PD Power Adapter
- USB Type C-C Cable
- USB A-C Cable
- User Manual

2.2 Physical Setup

The monitor features an integrated 180° adjustable kickstand for versatile viewing angles. Simply unfold the stand from the back of the monitor to position it as desired. For permanent installations, the monitor is VESA mountable (M4*4mm holes).

AMD FREESYNC TECHNOLOGY

Avoiding tearing and reducing stuttering.

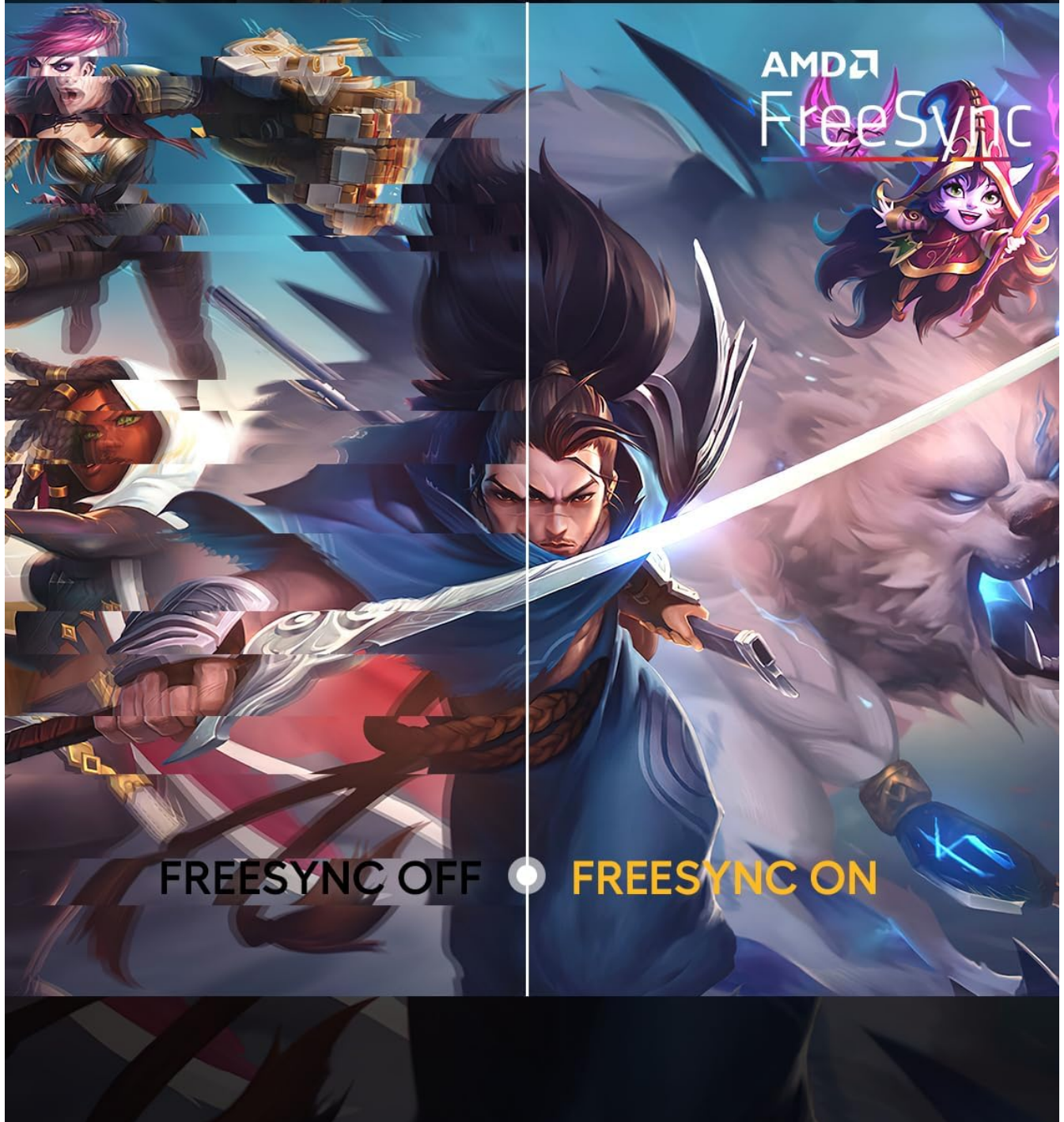


Figure 2: Rear view of the monitor highlighting the VESA mounting points and the integrated adjustable kickstand.

LARGE SCREEN OF 18.5 INCH

Bigger screen, better view.

18.5"




Figure 3: The monitor's large 18.5-inch screen and ultra-slim design, emphasizing its portability and versatile viewing angles.

2.3 Connectivity

Connect your device to the monitor using the provided cables. The monitor supports both USB-C and Mini HDMI inputs.

- **USB-C Connection:** For devices with a full-featured USB-C 3.1 port, a single USB-C to USB-C cable can

transmit power, video signal, and enable touch functionality.

- **HDMI Connection:** Use the Mini HDMI port for video input. An additional USB-C cable may be required for power and touch functionality if your device does not support power delivery over HDMI.

VESA MOUNTABLE

Hang it up so you can view at any angles



Figure 4: Close-up of the monitor's side ports, including Mini HDMI and two USB-C 3.1 ports, for connecting to various devices.

Video 1: A demonstration of the easy setup process for the UPERFECT 18.5" Portable Touchscreen Monitor, showing cable connections and initial power-on.

3. OPERATING

3.1 Touchscreen Functionality

The monitor features a 10-point sensitive touchscreen for intuitive interaction. Simply tap, swipe, and pinch to navigate and control your connected device.

- **Note:** When connected to MacOS devices (e.g., MacBook, Mac mini), only one-point touch is supported.
- **Note:** Touch function is not active when the monitor is in Portrait Mode.

10-POINT TOUCH FUNCTION

More convenient and efficiency with touch function.



Figure 5: A user interacting with the monitor's 10-point touch function, showcasing its convenience and efficiency.

3.2 Refresh Rate and Gaming Features

Experience smooth visuals with the 120Hz high refresh rate and FreeSync technology. This reduces screen tearing and stuttering, providing a fluid experience for gaming and fast-paced content.

120HZ HIGH REFRESH RATE

Enjoy smooth gaming experience with 120hz refresh rate without stuttering.

Conventional Monitor

UPERFECT Monitor




Figure 6: Visual comparison illustrating the difference between a 60Hz conventional monitor and the UPERFECT 120Hz monitor, highlighting smoother motion.

Video 2: A demonstration of the UPERFECT 18.5" 120Hz Touchscreen Monitor in action, showcasing its high refresh rate and responsive touch capabilities.

3.3 On-Screen Display (OSD) Controls

The monitor features a multi-purpose toggle-wheel on the side for accessing and navigating the OSD menu. This allows you to adjust settings such as brightness, contrast, color modes, and input sources.

- Rotate the wheel up/down to adjust volume or brightness (context-dependent).
- Press the edge of the dial inward to bring up the main OSD menu.
- Navigate menus by rotating the wheel and confirm selections by pressing the power button.

3.4 Eye-Protection Mode

The UPERFECT monitor includes a bluelight filter and Flicker-Free technology to reduce eyestrain during prolonged use, enhancing user comfort.

4. MAINTENANCE

To ensure the longevity and optimal performance of your UPERFECT monitor, follow these maintenance guidelines:

- **Cleaning:** Gently wipe the screen with a soft, lint-free cloth. For stubborn smudges, slightly dampen the cloth with water or a screen-cleaning solution. Avoid harsh chemicals or abrasive materials.
- **Storage:** When not in use, store the monitor in a cool, dry place. If transporting, consider a protective case to prevent scratches or damage.
- **Handling:** Avoid applying excessive pressure to the screen or dropping the device.

5. TROUBLESHOOTING

If you encounter issues with your monitor, please refer to the following common troubleshooting steps:

- **No Signal:** Ensure all cables (USB-C, HDMI) are securely connected to both the monitor and your source device. Verify the correct input source is selected via the OSD menu.
- **Touchscreen Not Responding:** Confirm your source device supports touch input over the connected port (USB-C is usually required). Ensure the monitor is not in Portrait Mode if using touch. Reconnect the USB-C cable.
- **Screen Flickering:** This can sometimes occur with Type-C display output if insufficient power is supplied. Ensure the monitor is receiving adequate power, potentially by plugging in the included PD Power Adapter.
- **No Audio:** Check the volume settings on both the monitor (via OSD) and your source device. Ensure headphones are properly plugged into the 3.5mm audio jack if external audio is desired.

For further assistance, please contact UPERFECT customer support.

6. SPECIFICATIONS

Feature	Detail
Screen Size	18.5 inches

Resolution	1920 x 1080 (FHD 1080p)
Refresh Rate	120 Hz
Touchscreen	10-point sensitive touch
Panel Type	IPS
Brightness	350 Candela
Color Gamut	100% sRGB
Aspect Ratio	16:9
Ports	1x Mini HDMI, 2x USB C 3.1, 1x 3.5mm Audio Jack
VESA Mount	Yes
Item Weight	5.3 pounds
Product Dimensions	0.5 x 16 x 15 inches
Manufacturer	UPERFECT
Model Number	M185E06


7. WARRANTY AND SUPPORT



UPERFECT products are designed for durability and performance. For information regarding product warranty, please refer to the warranty card included in your package or visit the official UPERFECT website.

For technical support, troubleshooting assistance, or any inquiries about your UPERFECT Portable Monitor, please contact UPERFECT customer service. Contact details can be found in the user manual or on the official UPERFECT website.

Visit the [UPERFECT Store](#) for more products and support resources.

Related Documents - M185E06

	<p>UPERFECT 18.5 Inch 1080P Touchscreen Monitor User Manual (M185E06)</p> <p>User manual for the UPERFECT 18.5 Inch 1080P Touchscreen Monitor (Model M185E06), covering setup, connections, specifications, OSD adjustments, troubleshooting, and service support.</p>
---	--

	<p>UPERFECT 18.5 Inch 1080P Portable Monitor User Manual - Setup, Specs, Connectivity</p> <p>Download the UPERFECT 18.5 Inch 1080P Portable Monitor User Manual. Find detailed instructions on setup, specifications, USB-C and HDMI connectivity, screen adjustments, and troubleshooting for your portable display.</p>
	<p>UPERFECT 15.6 Inch Portable Monitor Touchscreen 1080P User Manual</p> <p>Comprehensive user manual for the UPERFECT M156G16 portable touchscreen monitor. This guide details safety precautions, handling, accessory functions, interface descriptions, product specifications (15.6-inch, 1080P, 120Hz IPS), OSD menu navigation, connection guides for PCs, mobile phones, and consoles, troubleshooting FAQs, and warranty information.</p>