

## Manuals+

[Q & A](#) | [Deep Search](#) | [Upload](#)

Manuals.plus /

> [Kimeag](#) /

> Kimeag Smart Watch User Manual

## Kimeag P95Purple

# Kimeag Smart Watch User Manual

Model: P95Purple

## 1. INTRODUCTION

Welcome to the Kimeag Smart Watch user manual. This guide provides detailed instructions on how to set up, operate, and maintain your new smart watch. The Kimeag Smart Watch is designed to enhance your daily life with features like call management, health monitoring, activity tracking, and smart notifications. Please read this manual carefully to ensure optimal performance and longevity of your device.



Image: Kimeag Smart Watch overview highlighting key features.

## 2. WHAT'S IN THE BOX

Upon opening your Kimeag Smart Watch package, you should find the following items:

- Kimeag Smart Watch (P95Purple)
- 2 Straps (one attached, one spare)

- Charging Cable
- User Manual (this document)



Image: The Kimeag Smart Watch in purple, showcasing its design and the inclusion of two straps.

### 3. SETUP GUIDE

#### 3.1. Charging the Smart Watch

Before first use, fully charge your Kimeag Smart Watch. Connect the magnetic charging cable to the charging points on the back of the watch and plug the USB end into a compatible power adapter (not included) or a computer's USB port. The watch screen will indicate charging status.

#### 3.2. App Installation and Pairing

To unlock the full potential of your smart watch, you need to install the companion app on your smartphone.

1. Turn on the Bluetooth function on your phone.

2. Open the Google Play Store (for Android) or Apple App Store (for iOS).
3. Search for and download the "FitCloudPro" app.
4. Open the FitCloudPro app, navigate to "Device" or "Add Device", and select "P95" to bind your watch.



Image: Visual guide for connecting the smart watch to the FitCloudPro app.

### 3.3. Enabling Call Function

To use the call answering and making features, follow these steps after successful pairing:

1. After selecting "P95" to connect, accept the mobile phone system pop-up pairing request.
2. Turn on the Bluetooth switch on the watch (this allows the watch to make calls and play media sound).
3. In your phone's Bluetooth settings, ensure the "P95" device has permissions enabled for calls and media audio.
4. Once connected, you can use the watch to answer or make calls anytime.

*Note: If you do not need the call function, you can turn off the answer/call function to conserve battery life.*

## 4. OPERATING YOUR SMART WATCH

### 4.1. Basic Navigation

The Kimeag Smart Watch features a 2.01" TFT full touch colorful screen for intuitive navigation. Swipe across the screen to access different functions and menus. The side button typically acts as a power/wake button and a back button.

# 2.01"HD Touch Screen

200+ built in watch faces in FitCloudPro app  
Customize Your Watch Face



**200+**

More in the APP



Image: The watch screen showcasing various customizable watch faces.

## 4.2. Customizing Watch Faces

Your watch comes with many pre-installed dials, and over 200 more are available within the FitCloudPro app. You can also personalize your watch face using your own photos.

- **Change from Watch:** Long-press the watch face to enter the selection mode, then swipe left/right to choose.
- **Change from App:** Open the FitCloudPro app, go to "Dial Market" or "Watch Face" section, and select your preferred design or upload a custom image.



Image: A wide variety of watch faces and customization options.

### 4.3. Making and Answering Calls

With its built-in speaker and microphone, the Kimeag Smart Watch allows you to make and answer calls directly from your wrist.

- **Answering Calls:** When a call comes in, the watch will display the caller ID. Tap the green phone icon to answer.
- **Making Calls:** Access the dial pad or contact list on your watch to initiate a call. You can store frequently used contacts in the app.

# Bluetooth Call/Message Reminder

Bluetooth wireless call, you can make call/answer call on watch directly. Whether it is sports or driving. Built-in high-fidelity speaker and noise reduction microphone. Let you listen more clearly and brightly



Image: Bluetooth call and message reminder features.

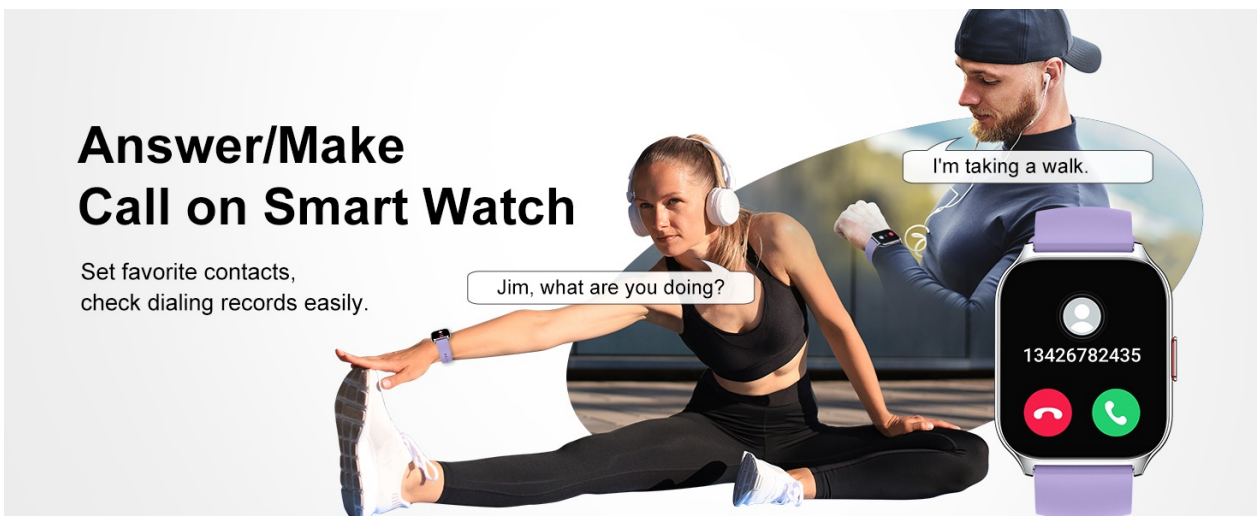


Image: Demonstrating the answer/make call function on the smart watch.

## 4.4. Message Notifications

Receive notifications for calls, SMS, and various social media apps (WhatsApp, Facebook, etc.) directly on

your watch screen. Ensure app notifications are enabled in your phone's settings and within the FitCloudPro app.



Image: Smart message notification feature.

#### 4.5. Music Control

Control music playback on your smartphone directly from your watch. You can play, pause, skip tracks, and adjust volume.

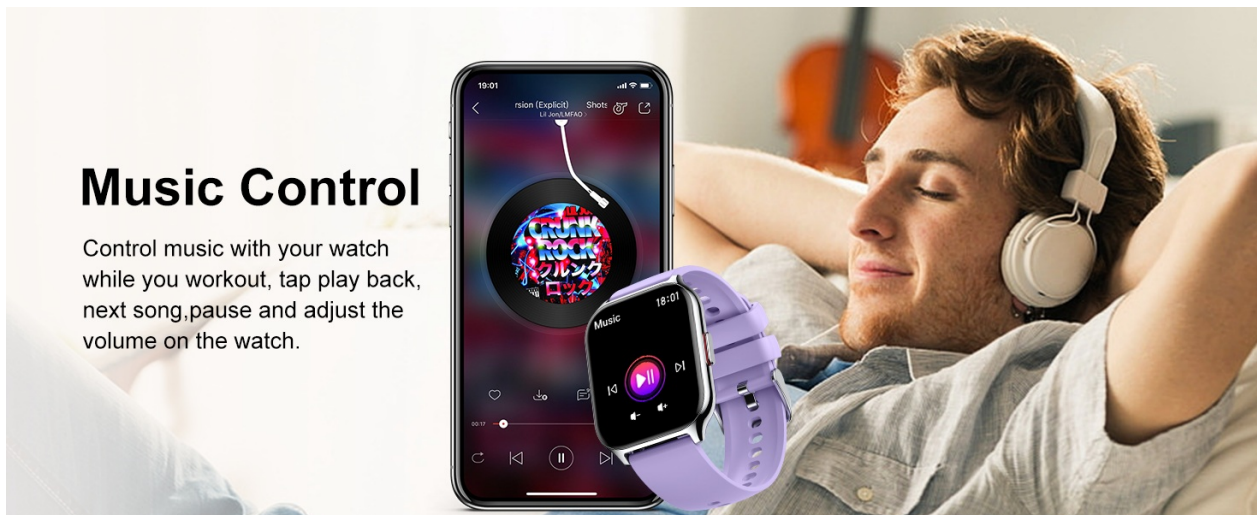


Image: Music control feature on the smart watch.

#### 4.6. Camera Control

Use your smart watch as a remote shutter for your phone's camera, perfect for group photos or selfies.

## Camera Control on your wrist

You can use your smartwatch to control your phone's camera shutter.




Image: Camera control feature on the smart watch.

### 4.7. Activity Tracking

The watch accurately tracks your daily activity, including steps, distance, and calories burned. It supports 112+ sport modes, providing detailed insights into your workouts.

- **Sport Modes:** Select your activity (e.g., running, cycling, hiking) from the watch menu to track specific workout data.
- **Daily Summary:** View your daily activity summary directly on the watch or in the FitCloudPro app.

# All-day Activity Tracking

112+ sport modes

 22608 steps

 463 kcal

 3.8 km



Image: All-day activity tracking and 112+ sport modes.



Image: All-day activity tracking with detailed metrics.

# 112 + SPORT MODES

Smart watch support 112 + sport mode:running,riding, badminton,hiking etc to give you more detailed insight into whole day activity.



Image: 112+ sport modes supported by the smart watch.

## 4.8. Health Monitoring

The Kimeag Smart Watch is equipped with optical sensors to monitor key health metrics.

- **Heart Rate Monitor:** Continuously track your heart rate to understand your health and adjust your lifestyle.
- **Blood Oxygen (SpO2) Monitor:** Measure your blood oxygen levels throughout the day.
- **Sleep Monitor:** Monitors your sleep status (deep sleep, light sleep, awakening) and provides a comprehensive sleep quality analysis.
- **Breath Training:** Guided breathing exercises for relaxation.



Image: Sleep monitor and health monitoring features.



Image: 24-hour heart rate monitoring.

# Sleep Quality Monitoring

Monitors and estimates your sleep status and offers a detailed sleep analysis with continuous recording of your sleep patterns.

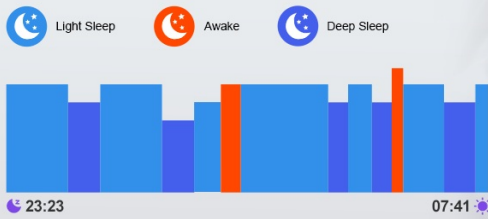


Image: Sleep quality monitoring details.

# Blood oxygen



# IPX8 Waterproof



Image: Blood oxygen monitoring and IPX8 waterproof rating.

## Blood Oxygen Monitoring

Continuously measure Your BLOOD OXYGEN (SpO2) throughout the day to ensure your breathing and keep you safer.

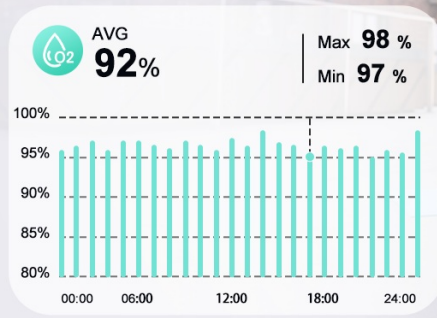


Image: Continuous blood oxygen monitoring.

### 4.9. Other Practical Functions

The Kimeag Smart Watch offers a variety of additional features for convenience:

- **Weather Information:** Get real-time weather updates directly on your wrist.
- **Alarm Clock:** Set alarms to wake up or for reminders.
- **Stopwatch & Timer:** Useful for workouts or daily tasks.
- **Sedentary Reminder:** Get alerts to move after periods of inactivity.
- **Drink Water Reminder:** Helps you stay hydrated throughout the day.
- **Menstrual Cycle Tracking:** For female users, track and predict menstrual cycles.

# MORE PRACTICAL FUNCTIONS

Reasons to choose it



Calendar



Pedometry



Weather



Alarm



Stopwatch



Music Control



Sedentary Reminders



Remote Camera

Weather



Music Control



Remote Camera



Image: Overview of more practical functions.



Stopwatch



Check Weather

Image: Stopwatch and weather check features.

## Further Convenience For Your Life




Image: Alarm clocks, menstrual cycle tracking, and drink reminders.

## 5. MAINTENANCE

### 5.1. Waterproofing

The Kimeag Smart Watch is IPX8 waterproof, meaning it can withstand splashes, rain, and sweat. You can wear it during outdoor activities or when washing your hands. However, it is **not recommended** for diving, showering with hot water, or sauna use, as steam and high pressure can damage the device.

### IPX8 Waterproof

Easily and perfectly meet daily waterproofing needs.



Image: IPX8 waterproof feature.

### 5.2. Cleaning and Care

To keep your watch in optimal condition:

- Wipe the watch and straps regularly with a soft, damp cloth.
- Avoid using harsh chemicals or abrasive cleaners.
- Ensure the charging contacts are clean and dry before charging.

### 5.3. Battery Life

The watch is equipped with a 270 mAh battery, providing 7-15 days of typical use depending on feature usage.

To maximize battery life, consider turning off features like continuous heart rate monitoring or the call function if not needed.

## 6. TROUBLESHOOTING

If you encounter issues with your Kimeag Smart Watch, please refer to the following common solutions:

Problem	Possible Solution
Watch not turning on	Ensure the watch is fully charged. Press and hold the side button for several seconds.
Unable to pair with phone	Ensure Bluetooth is enabled on your phone and the watch. Restart both devices. Check if the FitCloudPro app has necessary permissions.
Notifications not appearing	Check app notification settings on your phone and within the FitCloudPro app. Ensure the watch is connected via Bluetooth.
Inaccurate health data	Ensure the watch is worn snugly on your wrist, not too tight or too loose. Clean the sensor on the back of the watch.
Call function not working	Verify that the call function is enabled in the watch's Bluetooth settings on your phone (refer to Section 3.3).

If the issue persists, please contact customer support for further assistance.

## 7. SPECIFICATIONS

Feature	Detail
Model Number	P95Purple
Screen Size	2.01 Inches TFT Full Touch
Battery Capacity	270 mAh Lithium Polymer
Battery Life	7-15 days (typical use)
Waterproof Rating	IPX8
Connectivity	Bluetooth
Compatibility	Android 5.0+ / iOS 9.0+

Feature	Detail
Health Features	Heart Rate, Blood Oxygen (SpO2), Sleep Monitor, Breath Training
Activity Tracking	Steps, Distance, Calories, 112+ Sport Modes
Other Features	Bluetooth Calls, Message Notifications, Music Control, Camera Control, Weather, Alarm, Stopwatch, Timer, Sedentary Reminder, Drink Reminder, Menstrual Cycle Tracking
Item Weight	4.6 ounces
Manufacturer	Kimeag

## 8. WARRANTY AND SUPPORT

Your Kimeag Smart Watch comes with a standard manufacturer's warranty. Please refer to the warranty card included in your packaging for specific terms and conditions. For technical support, troubleshooting assistance, or warranty claims, please contact Kimeag customer service through the contact information provided on our official website or through your purchase platform.

We are committed to providing you with the best possible experience with your Kimeag Smart Watch.