

Manuals+

[Q & A](#) | [Deep Search](#) | [Upload](#)

[manuals.plus](#) /

› [VASAGLE](#) /

› [VASAGLE TV Stand Instruction Manual](#)

VASAGLE ULTV112W01V1

VASAGLE TV Stand Instruction Manual

Model: ULTV112W01V1

1. INTRODUCTION

Thank you for choosing the VASAGLE TV Stand, model ULTV112W01V1. This entertainment center is designed to provide a sturdy and stylish solution for your television and media storage needs. With ample storage compartments and a robust design, it is an ideal addition to your living room or bedroom. Please read this manual carefully before assembly and use to ensure proper setup and longevity of your product.



Image 1.1: Fully assembled VASAGLE TV Stand (Cloud White).

2. SAFETY INFORMATION

Please observe the following safety precautions to prevent injury or damage to the product:

- Always assemble the product on a soft, clean surface to prevent scratches.
- Ensure all parts are securely fastened before use. Do not overtighten screws.
- Do not exceed the maximum weight capacity of 200 lbs (90 kg) on the tabletop.
- Distribute weight evenly across shelves and compartments.
- Keep small parts and packaging materials away from children and pets.
- For safety, it is recommended to have two people for assembly.
- If any parts are missing or damaged, do not proceed with assembly. Contact customer support.

3. PRODUCT OVERVIEW

The VASAGLE TV Stand is designed for versatility and ample storage. It features:

- **Spacious Tabletop:** Accommodates TVs up to 75 inches.
- **8 Open Compartments:** Provides generous space for media devices, books, and decorative items.

- **Adjustable Shelves:** 5-level adjustable shelves allow customization for items of various sizes.
- **Cable Holes:** Integrated cable management holes help keep wires organized and out of sight.
- **Sturdy Construction:** Crafted from durable particleboard panels, ensuring reliability and stability.

Ample Space

8 open compartments for your everyday items



Spacious Tabletop

Open Compartments

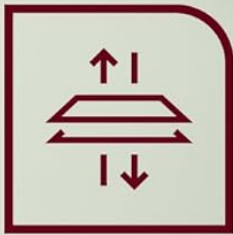
Image 3.1: Ample storage space with 8 open compartments.

Detail Oriented

- 5-level adjustable shelves for items of various sizes
- Cable holes for a tidy look



Cable Holes



Adjustable Shelves




Image 3.2: Detail of adjustable shelves and cable management holes.

4. SETUP AND ASSEMBLY

Assembly of the VASAGLE TV Stand is designed to be straightforward with labeled parts and clear instructions. It is recommended to have two people for assembly to ensure stability and ease of handling larger components.

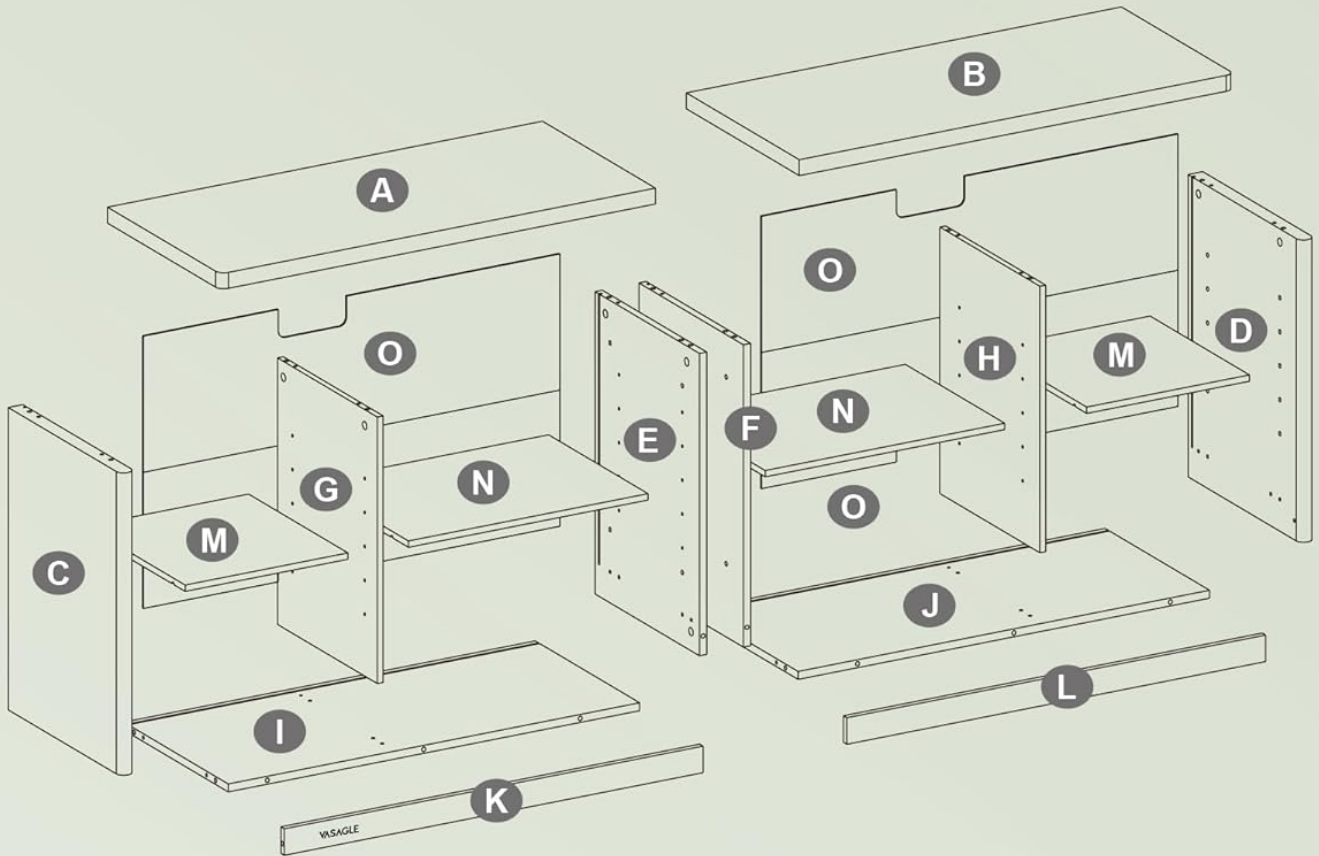
4.1 Before You Begin

- Unpack all components and verify against the parts list provided in your package.
- Lay out all parts on a clean, soft surface (e.g., carpet or a blanket) to prevent scratches.
- Ensure you have the necessary tools (typically a screwdriver, which may be included).

4.2 Assembly Steps

Follow the step-by-step diagrams and instructions included in your product packaging. Key steps generally involve:

1. Attaching the side panels to the base.
2. Inserting the fixed vertical dividers.
3. Placing the adjustable shelves into desired positions using the pre-drilled holes.
4. Securing the top panel.
5. Applying the included stickers over visible screw holes for a cleaner finish.



Easy Assembly

With labeled parts and clear instructions



Image 4.1: Exploded view of components for easy assembly.

5. OPERATING INSTRUCTIONS

Once assembled, the VASAGLE TV Stand is ready for use. Place your television securely on the top surface, ensuring it is centered and stable. Utilize the eight open compartments to organize your media devices, gaming consoles, sound systems, and other accessories. The cable holes at the back of each compartment allow for neat routing of power and signal cables, maintaining a tidy appearance.

VASAGLE

by SONGMICS HOME



Image 5.1: VASAGLE TV Stand in use, showcasing its functionality.

6. MAINTENANCE AND CARE

To maintain the appearance and longevity of your VASAGLE TV Stand, follow these simple care instructions:

- **Cleaning:** Wipe away dust or spills with a soft, damp cloth. Avoid using harsh chemicals or abrasive cleaners, which can damage the finish.


- **Spills:** Promptly clean up any liquid spills to prevent staining or warping of the particleboard.
- **Sunlight:** Avoid prolonged exposure to direct sunlight to prevent fading or discoloration.
- **Heat:** Do not place hot items directly on the surface without protective coasters.
- **Inspection:** Periodically check all screws and connections to ensure they remain tight. Retighten if necessary.

Robust and Sturdy

Quality MDF panels hold up to 200 lb (90 kg)



Easy-to-Clean Surface



1.2" (3 cm) Thick Tabletop

Image 6.1: Easy-to-clean surface of the TV stand.

7. TROUBLESHOOTING

If you encounter any issues with your VASAGLE TV Stand, please refer to the following common solutions:

- **Wobbly Stand:** Ensure all screws are tightened. Check that the stand is placed on a level surface. Adjust the adjustable feet if present (not explicitly mentioned but common for furniture).
- **Difficulty Assembling:** Double-check the instruction manual and ensure all parts are correctly oriented. Verify that you are using the correct hardware for each step.
- **Scratches/Dents:** For minor cosmetic issues, touch-up pens or furniture markers matching the color may be used.

For persistent issues or problems not listed here, please contact VASAGLE customer support.

8. SPECIFICATIONS

Feature	Detail
Brand	VASAGLE
Model Number	ULTV112W01V1
Color	Cloud White
Product Dimensions (D x W x H)	15.7" x 70" x 23.6" (40 cm x 178 cm x 60 cm)
Weight Limit (Tabletop)	200 lbs (90 kg)
Material	Particle Board / Engineered Wood
Number of Compartments	8
Assembly Required	Yes
UPC	194343057644



3 Colors Available

200 lb (90 kg)
Max. Static Load Capacity

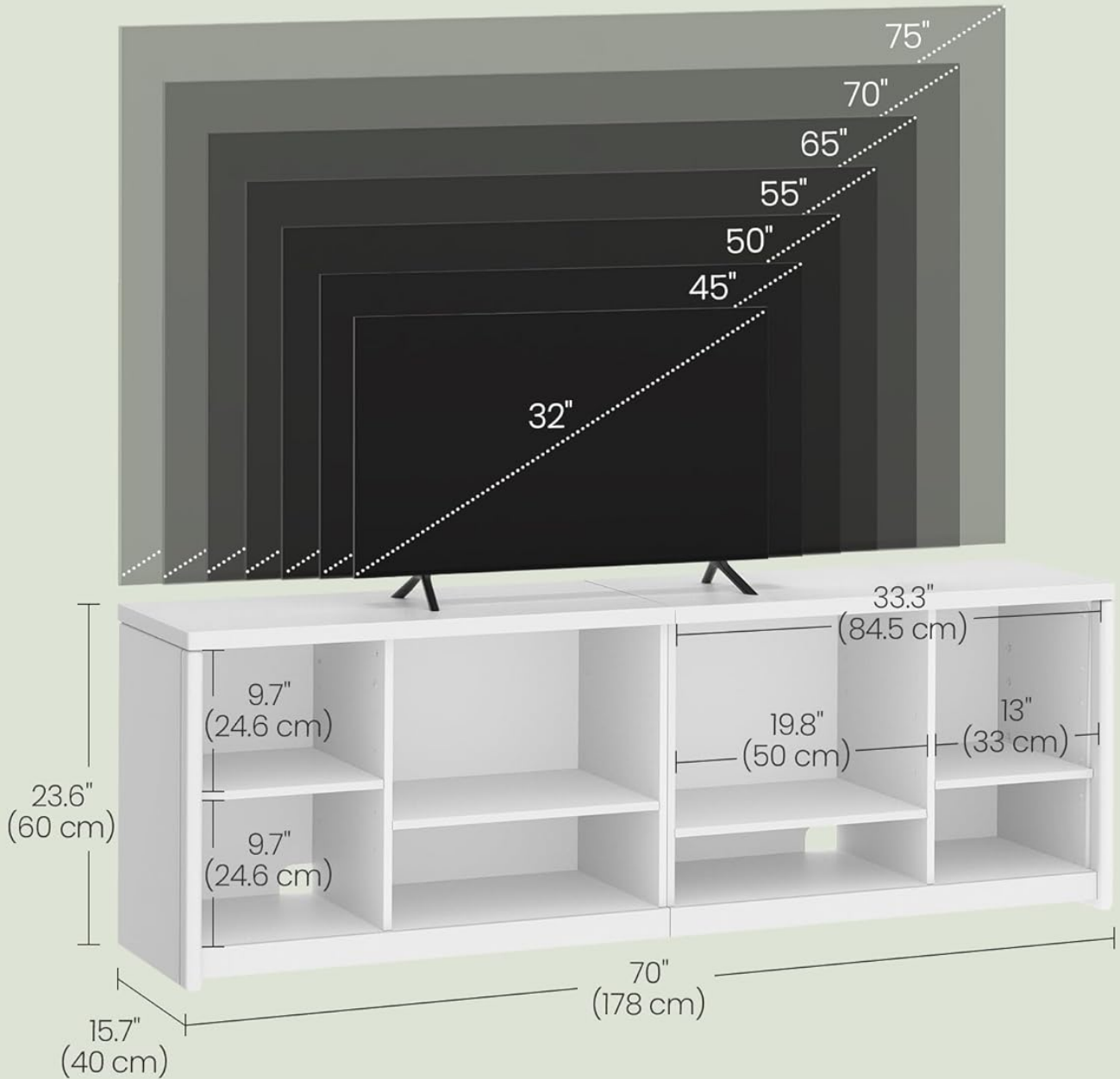


Image 8.1: Product dimensions and load capacity.

9. WARRANTY AND SUPPORT

For any questions, concerns, or assistance with your VASAGLE TV Stand, please contact VASAGLE customer support. While specific warranty details are not provided in this manual, general product support and return policies are typically available through your point of purchase.

For Amazon purchases, a 30-day easy return policy is generally available. Protection plans may also be purchased

separately for extended coverage.

Visit the official VASAGLE store for more information: [VASAGLE Store on Amazon](#)