

Spigen ACS07290

Spigen Cryo Armor Case for Samsung Galaxy S24 Ultra (Cryo Blue)

Instruction Manual

INTRODUCTION

This manual provides essential information for the proper installation, usage, and maintenance of your Spigen Cryo Armor case for the Samsung Galaxy S24 Ultra. This case is engineered to provide robust protection and enhanced thermal management for your device.

SETUP AND INSTALLATION

Follow these steps to correctly install the Spigen Cryo Armor case on your Samsung Galaxy S24 Ultra.

- 1. Prepare Your Device:** Ensure your Samsung Galaxy S24 Ultra is clean and free of dust or debris.
- 2. Remove Protective Film:** Locate and carefully peel off any protective films from the inner surface of the case. This ensures optimal fit and appearance.
- 3. Insert Phone:** Align your Galaxy S24 Ultra with the case, starting with the top or bottom edge. Gently press the phone into the case, ensuring all corners and edges are securely seated.
- 4. Verify Fit:** Check that all buttons, ports, and camera cutouts align perfectly with your device.



Figure 1: Remove the protective film from the inner layer of the case before installation. The inner layer may display wrinkles due to the material's nature.



Figure 2: Gently insert the Samsung Galaxy S24 Ultra into the Spigen Cryo Armor case, ensuring a snug fit.

Your browser does not support the video tag.

Video 1: An official demonstration of the Spigen Cryo Armor case installation and features for the Samsung Galaxy S24 Ultra.

OPERATING INSTRUCTIONS

The Spigen Cryo Armor case is designed to enhance your device's functionality and protection.


- **S Pen Accessibility:** The case features a precise cutout for easy access to the S Pen, allowing full functionality without removal.
- **Wireless Charging & PowerShare:** The case is fully compatible with wireless charging and PowerShare features, enabling convenient power management.
- **Enhanced Grip:** Side grips are integrated into the design for optimal handling, particularly useful during horizontal gaming.
- **Responsive Buttons:** Tactile buttons provide a responsive feel and easy operation of your device's controls.

- **Cooling System:** The integrated ArcticFlow Technology, utilizing inner graphite and thermo-silicone sheets, along with an AirCube pattern for air ventilation, helps to dissipate heat and keep your device cooler during intensive use.



Precision design.

Precise cutout for easy access to S Pen and all functionalities.



Simply charge.

Wireless. Check.
PowerShare. Check.
USB-C. Check.

Figure 3: The case provides precise cutouts for S Pen access and supports wireless charging and PowerShare.

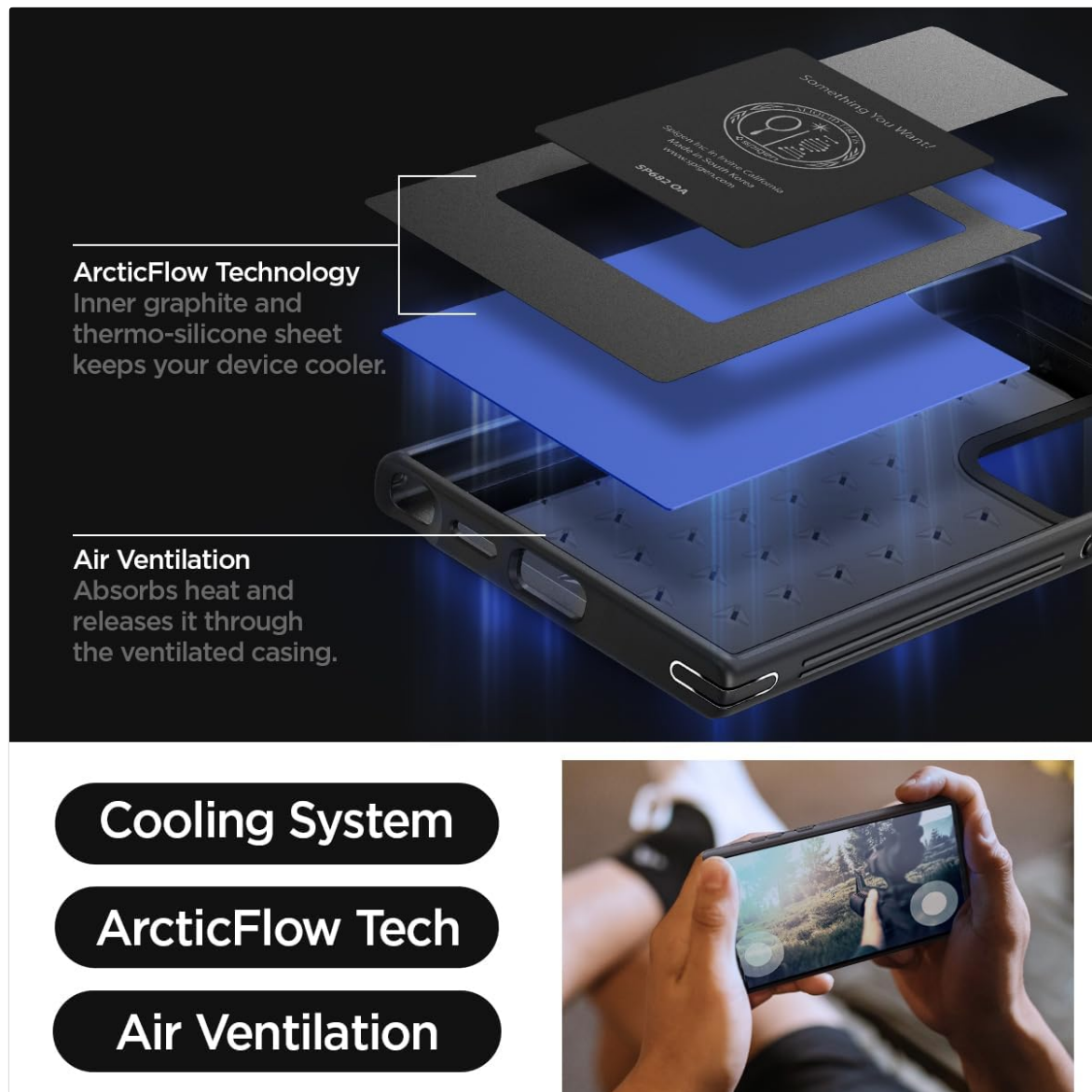



Figure 4: ArcticFlow Technology with inner graphite and thermo-silicone sheets helps keep the device cooler.



Raised bezel
Added depth that protects the screen from daily scratches.

Camera Guard
Protect the camera against drops and scratches from daily life.

Full protection

Air Cushion Tech

Camera Guard

Figure 5: The case features a raised bezel to protect the screen and a camera guard for lens protection.

MAINTENANCE

To ensure the longevity and appearance of your Spigen Cryo Armor case, follow these simple maintenance guidelines:

- **Cleaning:** Wipe the case regularly with a soft, damp cloth to remove dust and fingerprints. For stubborn dirt, a mild soap solution can be used, followed by wiping with a clean, damp cloth and air drying.
- **Avoid Harsh Chemicals:** Do not use abrasive cleaners, solvents, or harsh chemicals, as these can damage the case material and finish.
- **Storage:** When not in use, store the case in a cool, dry place away from direct sunlight and extreme temperatures.

TROUBLESHOOTING

If you encounter any issues with your Spigen Cryo Armor case, consider the following:

- **Case Fit:** If the case does not fit properly, ensure it is designed specifically for the Samsung Galaxy S24 Ultra. Verify that no foreign objects are obstructing the fit.
- **Button Responsiveness:** If buttons feel stiff, remove the case and re-install it, ensuring proper alignment.
- **NFC Functionality:** While the case is designed to be compatible with NFC (Near Field Communication) features like Google Wallet or Samsung Wallet, performance can occasionally vary depending on specific device settings or external factors. If you experience issues, try removing the case temporarily to isolate the problem.
- **Cooling Performance:** The Cryo Armor case aids in heat dissipation. If your device still feels excessively hot, ensure no apps are running in the background that might cause overheating. The case provides assistance but cannot entirely prevent heat generation from intensive device use.

SPECIFICATIONS

Feature	Detail
Model Number	ACS07290
Compatible Phone Models	Samsung Galaxy S24 Ultra
Color	Cryo Blue
Material	TPU, PC, Graphite, Silicone
Product Dimensions	3 x 0.4 x 6 inches
Item Weight	1.62 ounces
Key Features	ArcticFlow Technology for cooling, Air Cushion Technology for drop protection, Raised bezels, Camera guard, S Pen compatibility, Wireless charging/PowerShare compatible

WARRANTY AND SUPPORT

For information regarding product warranty, returns, or technical support, please refer to the official Spigen website or contact Spigen customer service directly. You can visit the [Spigen Brand Store](#) for additional resources and contact details.

