

## Manuals+

[Q & A](#) | [Deep Search](#) | [Upload](#)

manuals.plus /

› [SLOTHMORE](#) /

› [SLOTHMORE Back Massage Chair Pad HY-6009 User Manual](#)

## SLOTHMORE HY-6009

# SLOTHMORE Back Massage Chair Pad HY-6009 User Manual

Model: HY-6009 | Brand: SLOTHMORE

## IMPORTANT SAFETY INFORMATION

---

Please read all safety instructions carefully before using this product. Failure to follow these instructions may result in injury or product damage.

- This massager should be used with proper body positioning.
- Ensure electrical safety is observed when using a powered massager.
- Do not use if the power cord or plug is damaged.
- Keep out of reach of children.
- Unplug the unit when not in use or before cleaning.
- Do not use in wet environments.
- Consult a physician before use if you have any medical conditions, are pregnant, or have a pacemaker.
- The 20-minute automatic shut-off feature is for safety; do not override it.

**Legal Disclaimer:** Statements regarding dietary supplements have not been evaluated by the FDA and are not intended to diagnose, treat, cure, or prevent any disease or health condition. This product is not a medical device.

## PRODUCT OVERVIEW

---

The SLOTHMORE HY-6009 Back Massage Chair Pad is designed to provide soothing vibration massage and optional heat therapy for various parts of your body. It features 10 vibrating nodes and 5 massage programs with 3 adjustable speeds, targeting the shoulders, back, waist, hips, and thighs.



**Image:** The SLOTHMORE Back Massage Chair Pad, showing the main pad with illuminated massage nodes, the wired remote control, and two power adapters (AC and car).

### Key Features:

- **10 Vibrating Nodes:** Deeply penetrate back and thigh muscles for soothing vibrations. (Note: This is not a kneading Shiatsu massager.)
- **Targeted Waist Vibration & Heat:** Two focused vibration points at the waist area with a heating function for lower back comfort.
- **5 Massage Programs:** Customizable programs for shoulders, back, waist, hips, and thighs.
- **3 Massage Speeds:** Adjust vibration intensity (Low, Middle, High) for personalized comfort.
- **Soothing Heat Therapy:** Independent heat function to relieve tired muscles, with overheating protection.
- **20-Minute Auto Shut-off:** Ensures safe use and prevents over-stimulation.
- **Flexible & Portable Design:** Made from soft polyester, lightweight, foldable, and easy to carry.
- **Versatile Use:** Suitable for office chairs, home recliners, sofas, beds, and even car seats.

### PACKAGE CONTENTS

Verify that all items are present in your package:

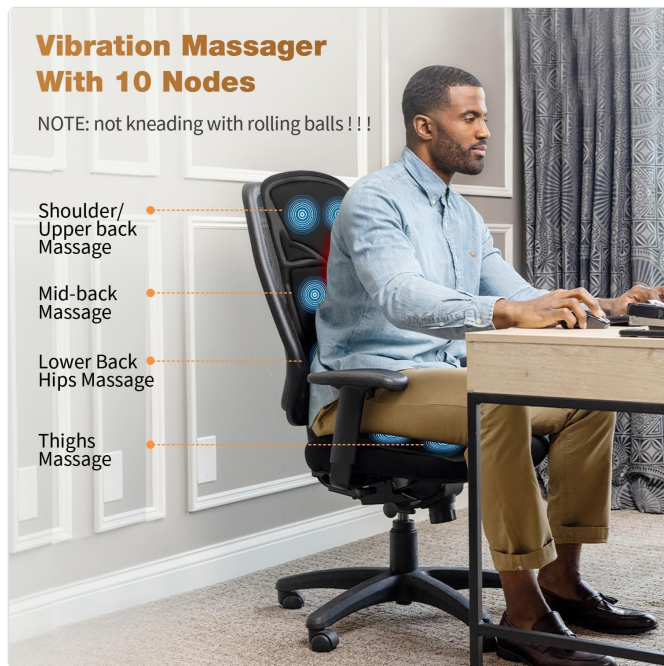
- SLOTHMORE Back Massage Chair Pad (Model HY-6009)
- Wired Remote Control
- AC Power Adapter (for home/office use)
- Car Power Adapter (for vehicle use)
- User Manual (this document)

## SETUP INSTRUCTIONS

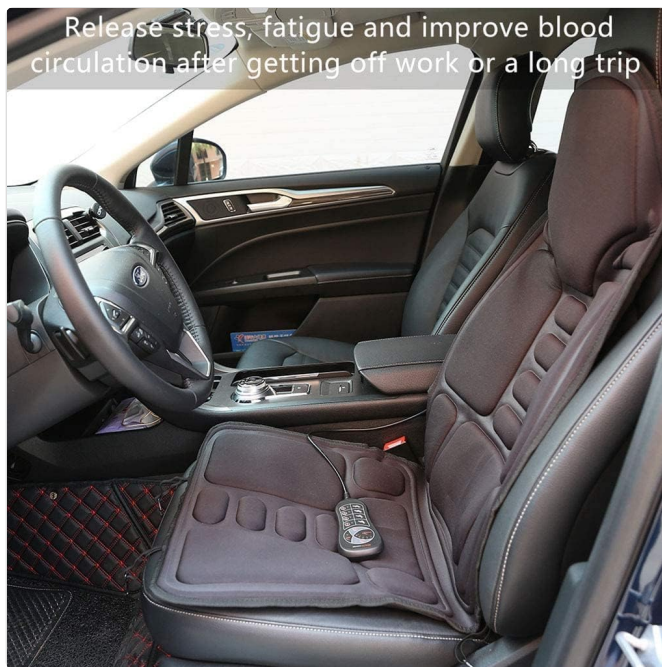
---

### 1. Placement:

Place the massage chair pad on your desired seating surface. This can be an office chair, recliner, sofa, bed, or car seat. Ensure the pad is positioned comfortably and securely.



**Image:** A man seated at a desk, using the SLOTHMORE massage pad on his office chair, illustrating proper placement for work environments.



**Image:** The SLOTHMORE massage pad installed in a car seat, demonstrating its portability and adaptability for travel.

## 2. Securing the Pad:

The massager pad includes a strap on the back. Use this strap to securely fasten the pad to a chair, preventing it from slipping during use.

## 3. Power Connection:

- **For Home/Office Use:** Connect the AC power adapter to the massager's power input, then plug the adapter into a standard electrical outlet.
- **For Car Use:** Connect the car power adapter to the massager's power input, then plug the adapter into your vehicle's 12V power socket (cigarette lighter).

Ensure all connections are firm before operating the device.

## OPERATING INSTRUCTIONS

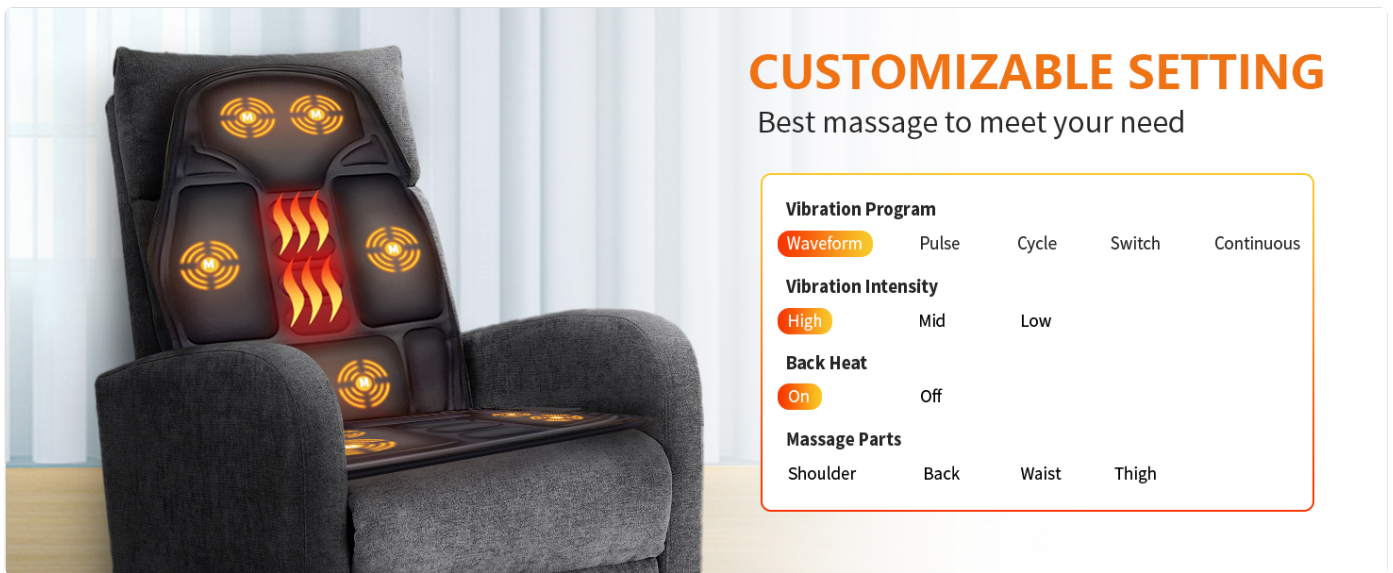
---

The SLOTHMORE HY-6009 is operated via a wired remote control. Familiarize yourself with the remote's functions:



**Image:** Close-up of the remote control, detailing buttons for power, speed, heat, program selection, and targeted massage areas (shoulder, back, waist, thigh).

1. **Power On/Off:** Press the **POWER** button to turn the massager on or off. The unit will automatically shut off after 20 minutes of continuous use for safety.
2. **Adjust Vibration Speed:** Press the **SPEED** button to cycle through 3 vibration intensity levels: Low, Middle, and High.
3. **Activate Heat Function:** Press the **HEAT** button to turn the soothing heat therapy on or off. The heat function can be used independently or in conjunction with massage programs.
4. **Select Massage Program:** Press the **PROGRAM** button to cycle through 5 different massage programs. Each program combines various massage areas and patterns.
5. **Target Specific Areas:** Use the dedicated buttons for **Shoulder**, **Back**, **Waist**, and **Thighs** to activate vibration in specific regions. You can select multiple areas simultaneously.



**Image:** A visual guide illustrating the customizable settings available on the massager, including vibration programs (Waveform, Pulse, Cycle, Switch, Continuous), intensity levels (High, Mid, Low), heat (On/Off), and targeted massage parts (Shoulder, Back, Waist, Thigh).

For optimal results, experiment with different programs and speeds to find the settings that best suit your comfort and relaxation needs.

## MAINTENANCE

### Cleaning Instructions:

- Always unplug the massager from the power source before cleaning.
- Wipe the surface of the massager pad with a soft, damp cloth.
- Do not use abrasive cleaners, solvents, or harsh chemicals.
- Ensure the massager is completely dry before reconnecting to power.
- The smooth fabric surface is designed to minimize dust accumulation and is easy to clean.

### Storage:

- Store the massager in a cool, dry place when not in use.
- The pad is foldable for easy storage and portability.
- Avoid placing heavy objects on the massager during storage.

## TROUBLESHOOTING

If you encounter any issues with your SLOTHMORE Back Massage Chair Pad, please refer to the following common solutions:

- **Massager does not turn on:**
  - Ensure the power adapter is securely connected to both the massager and the power outlet/car socket.
  - Check if the power outlet is functional by plugging in another device.
  - Verify that the power button on the remote control has been pressed.
- **Heat function is not working:**
  - Ensure the heat button on the remote control has been activated.
  - Allow a few minutes for the heat to build up.

- The heat may feel subtle, especially through thick clothing.

- **Vibration is weak or inconsistent:**

- Adjust the speed setting using the SPEED button on the remote.
- Ensure the massager is placed on a flat, stable surface.

- **Massager turns off unexpectedly:**

- The unit has a 20-minute auto shut-off feature for safety. Simply restart the massager if you wish to continue.
- If it shuts off before 20 minutes, check for overheating (unplug and let it cool down) or power connection issues.

If these steps do not resolve the issue, please contact SLOTHMORE customer support for further assistance.

## SPECIFICATIONS

<b>Model Number</b>	HY-6009
<b>Brand</b>	SLOTHMORE
<b>Product Dimensions</b>	44.7 x 17.8 x 1.8 inches
<b>Item Weight</b>	2.2 Pounds
<b>Power Source</b>	AC Adapter (included), Car Adapter (included)
<b>Color</b>	Black
<b>Massage Type</b>	Vibration with Heat
<b>Massage Zones</b>	Shoulder, Back, Waist, Thighs
<b>Automatic Shut-off</b>	20 minutes

## WARRANTY AND SUPPORT

SLOTHMORE is committed to providing high-quality products and customer satisfaction.

# WARRANTY POLICY

30<sub>D</sub>



30 DAYS  
Return & Refund



90<sub>D</sub>



90 DAYS  
Refund or exchange  
guarantee



760<sub>D</sub>



2 YEARS  
After sales  
warranty



**Image:** An infographic detailing the SLOTHMORE warranty policy: 30 days for return and refund, 90 days for refund or exchange guarantee, and a 2-year after-sales warranty.

- **30-Day Free Return Policy:** If you are not satisfied with your purchase, you may return it within 30 days for a full refund.
- **90-Day Refund or Exchange Guarantee:** Beyond the initial 30 days, you are eligible for a refund or exchange within 90 days of purchase.
- **2-Year After-Sales Warranty:** The product is covered by a 2-year warranty for manufacturing defects and performance issues.
- **Protection Plans:** Extended protection plans are available for purchase separately. For example, a 2-Year Protection Plan and a 3-Year Protection Plan.

## Customer Support:

If you have any questions, concerns, or require assistance with your SLOTHMORE Back Massage Chair Pad, please do not hesitate to contact our customer support team. We are dedicated to resolving any issues you may encounter. Please refer to your purchase platform or the SLOTHMORE official website for contact information.

