

Soaiy SR10

Soaiy i&i SR 10 TWS Wireless Bluetooth Earphones User Manual

Model: SR10

INTRODUCTION

Thank you for choosing the Soaiy i&i SR 10 TWS Wireless Bluetooth Earphones. This manual provides instructions for setup, operation, and maintenance to ensure optimal performance and longevity of your device.

Package Contents

- Soaiy i&i SR 10 TWS Earbuds (Left and Right)
- Charging Case
- USB Type-C Charging Cable
- User Manual (This document)

PRODUCT OVERVIEW

Components

Identify the main parts of your Soaiy i&i SR 10 earphones:



Image Description: A pink charging case with two pink earbuds inside. The case is open, showing the earbuds nestled in their charging slots. The 'i&i' logo is visible on the front of the case.

- Earbuds (Left and Right)
- Charging Case (with Type-C charging port)
- Touch Control Area (on each earbud)
- LED Indicator (on earbuds and case)
- Built-in Microphone

Key Features

- **Bluetooth 5.3:** Provides a stable and fast wireless connection.
- **Lightweight Design:** Each earbud weighs approximately 3.2g for comfortable wear.
- **Extended Playtime:** Up to 40 hours of total playtime with the charging case.
- **Fast Charging:** Quick charging for earbuds and case.
- **Environmental Noise Cancellation (ENC):** Enhances call clarity by reducing background noise.
- **Touch Control:** Intuitive control for music playback and calls.
- **IPX4 Water Resistance:** Protects against splashes and sweat.

SETUP

Initial Charging

1. Place both earbuds into the charging case.
2. Connect the USB Type-C charging cable to the charging port on the case and to a power source.
3. The LED indicator on the charging case will show charging status. A full charge for the case takes approximately 2 hours. Earbuds charge in about 30 minutes.

Pairing with a Device

1. Ensure the earbuds are charged.

- 2. Open the charging case. The earbuds will automatically enter pairing mode, indicated by a flashing LED on the earbuds.
- 3. On your device (smartphone, tablet, laptop), enable Bluetooth.
- 4. Search for "Soaiy SR10" in the list of available Bluetooth devices and select it to connect.
- 5. Once connected, the earbud LED indicators will turn off or show a steady light (refer to specific LED behavior in the product's quick start guide if available).
- 6. The earbuds will automatically reconnect to the last paired device when taken out of the case, if Bluetooth is enabled on the device.

OPERATING INSTRUCTIONS

Touch Controls

The Soaiy i&i SR 10 earphones feature touch-sensitive controls on each earbud:

Function	Action	Earbud
Play/Pause	Single tap	Left or Right
Next Track	Double tap	Right
Previous Track	Double tap	Left
Answer/End Call	Single tap	Left or Right
Reject Call	Press and hold for 2 seconds	Left or Right
Activate Voice Assistant	Triple tap	Left or Right
Volume Up	Press and hold Right	Right
Volume Down	Press and hold Left	Left

Wearing the Earbuds

Insert the earbuds gently into your ears. Adjust them for a comfortable and secure fit to optimize sound quality and noise cancellation.

Light as Feather

3.2g, like wearing nothing.



Image Description: A person wearing a Soaiy i&i SR 10 earbud in their ear, demonstrating the lightweight and comfortable fit.

MAINTENANCE

Cleaning

- Use a soft, dry, lint-free cloth to clean the earbuds and charging case.
- Do not use abrasive cleaners, alcohol, or chemical solvents.
- Regularly clean the charging contacts on both the earbuds and the case to ensure proper charging.

Storage

- When not in use, always store the earbuds in their charging case to protect them and keep them charged.
- Store in a cool, dry place, away from extreme temperatures and direct sunlight.

Water Resistance

The earbuds are IPX4 water-resistant, meaning they are protected against splashing water from any direction. They are not designed for submersion in water. Avoid exposing them to heavy rain or swimming.

Waterproof and Dustproof Never Stop Your Move

IPX4 waterproof and dustproof technology,
don't let the rain, sweat to stop your moving!

...



Image Description: A person exercising, highlighting the IPX4 water and dust resistance feature of the earbuds, suitable for active use.

TROUBLESHOOTING

Common Issues and Solutions

- **Earbuds not pairing:**
 - Ensure both earbuds are charged.
 - Place them back in the case, close the lid, then open it again to re-enter pairing mode.
 - Turn off and on Bluetooth on your device.
 - Forget "Soaiy SR10" from your device's Bluetooth list and try pairing again.
- **Only one earbud working:**
 - Ensure both earbuds are charged.
 - Try placing both earbuds back in the charging case, closing the lid, and then taking them out again simultaneously.
 - Reset the earbuds (refer to specific reset instructions if available, otherwise suggest re-pairing).
- **No sound:**
 - Check the volume level on your device and on the earbuds.
 - Ensure the earbuds are properly connected to your device.
 - Try playing audio from a different application or source.
- **Charging case not charging:**
 - Ensure the USB Type-C cable is securely connected to both the case and the power source.
 - Try a different charging cable or power adapter.
 - Clean the charging port on the case.

SPECIFICATIONS

Technical Details

Feature	Detail
Model	SR10
Bluetooth Version	5.3
Operating Range	Up to 10 meters
Earbud Battery Capacity	25mAh
Charging Case Battery Capacity	300mAh
Earbud Charging Time	Approx. 30 minutes
Case Charging Time	Approx. 2 hours
Total Playtime	Up to 40 hours (with charging case)
Charging Interface	USB Type-C
Earbud Weight	Approx. 3.2g

Feature	Detail
Water Resistance	IPX4
Material	ABS Plastic
Dimensions (Case)	55mm (H) x 48mm (W) x 24.5mm (D)



Image Description: A close-up of a microchip labeled "Bluetooth 5.3", illustrating the advanced connectivity technology of the earbuds.

Safety Information

Important Safety Precautions

- Do not disassemble or modify the product.
- Keep away from extreme temperatures, direct sunlight, and open flames.
- Avoid exposing to strong magnetic fields.
- Do not use the earbuds at excessively high volumes for prolonged periods to prevent hearing damage.
- Keep out of reach of children and pets.

- Dispose of the product and its battery responsibly according to local regulations.

WARRANTY AND SUPPORT

Warranty Information





Soaiy products are designed and manufactured to the highest quality standards. For detailed warranty terms and conditions, please refer to the warranty card included with your purchase or visit the official Soaiy website.



Customer Support

If you encounter any issues or have questions regarding your Soaiy i&i SR 10 earphones, please contact Soaiy customer support through the retailer where you purchased the product or via the official Soaiy support channels.


© 2023 Soaiy. All rights reserved.

Related Documents - SR10

	<p>SOAIY SL6 True Wireless Earbuds FCC Compliance and Safety Information</p> <p>Detailed FCC compliance information, safety guidelines, and interference handling instructions for the SOAIY SL6 True Wireless Earbuds, including Class B digital device compliance and radiation exposure limits.</p>
	<p>SOAIY Lamp-007 Relaxation Projection Light & Sound Machine Quick Start Guide</p> <p>A quick start guide for the SOAIY Lamp-007, a relaxation projection light and sound machine featuring aurora borealis effects, multiple light and sound modes, and Bluetooth connectivity for a soothing bedtime experience.</p>
	<p>SOAIY SL6 True Wireless Earbuds FCC Compliance and Safety Information</p> <p>Detailed FCC compliance information, safety guidelines, and interference handling instructions for the SOAIY SL6 True Wireless Earbuds, including Class B digital device compliance and radiation exposure limits.</p>
	<p>FrSky ARCHER PLUS SR10+ Receiver Instruction Manual</p> <p>This manual provides comprehensive instructions for the FrSky ARCHER PLUS SR10+ receiver, detailing its features, setup, calibration, flight modes, and advanced functions like OTA updates and failsafe settings.</p>

	<p>FrSky ARCHER SR10 PRO Receiver: Instruction Manual for Gyro-Stabilized RC Aircraft</p> <p>Detailed instruction manual for the FrSky ARCHER SR10 PRO 10-channel ACCESS receiver. Covers setup, configuration, flight modes, accelerometer calibration, self-check, and advanced features for RC aircraft.</p>
	<p>Bietrun WXM05 Wireless Microphone Headset User Manual</p> <p>User manual for the Bietrun WXM05 Wireless Microphone Headset, providing setup and usage instructions.</p>

Documents - Soaiy – SR10



[\[pdf\]](#) Test Report

Test Report EDR Shenzhen SOAIY JieRui Technology Co Ltd SR13 2BBTH 2BBTHSR13 sr13
Shenzhen HTT Technology Co., Ltd. Report No.: HTT202306396F01 TEST Report
Applicant: Shenzhen SOA ... Equipment Under Test EUT Product Name: TRUE
WIRELESS EARBUDS Model No.: SR13 Series model: **SR10**, SR11, SR12, SR15,
SR16, SR17, SR18, SR19, SR20 Trade Mark: FCC ID: SOAIY 2BBTH-SR13
Applica...

lang:en score:19 filesize: 2.57 M page_count: 42 document date: 2023-07-05