

Hoverphenix 950192

Hoverphenix Pickleball Net Set with Wheels and Fiberglass Paddles - Instruction Manual

Model: 950192

1. INTRODUCTION

This manual provides instructions for the assembly, operation, maintenance, and troubleshooting of your Hoverphenix Pickleball Net Set. Please read this manual thoroughly before use and retain it for future reference to ensure proper functionality and longevity of your product.

Package Contents:

- 1 Pickleball Net (6.7 meters / 22 feet wide, regulation size)
- 1 Steel Alloy Frame with Pre-installed Wheels
- 4 Fiberglass Pickleball Paddles
- 8 Outdoor Pickleball Balls
- 1 Court Marking Kit (4 L-shaped pieces, 8 T-shaped pieces)
- 1 Measuring Tape
- 1 Carry Bag

2. SAFETY INFORMATION

General Safety Guidelines:

- Ensure all components are securely assembled before each use.
- Do not use the net in strong winds without additional stabilization to prevent tipping.
- Keep small parts away from children to prevent choking hazards.
- Inspect the net and frame regularly for any signs of wear, damage, or loose connections. Discontinue use if damaged and contact customer support.
- Use the product only for its intended purpose: playing pickleball.


3. SETUP

Assembling the Pickleball Net:


1. Unpack all components from the carry bag and lay them out.
2. Identify the numbered parts of the steel alloy frame. The frame is designed with interlocking pieces for quick assembly.
3. Connect the frame poles according to the numbered labels, ensuring each connection is secure and fully inserted.
4. Attach the net to the assembled frame. Ensure the net is taut and properly secured using the adjustable Velcro straps provided.
5. Verify the net height: The posts should be 91.4 cm (36 inches) high, and the net's center should be 86.4 cm (34 inches) high, meeting official pickleball regulations.

Image description: An overhead view showing all components of the Hoverphenix Pickleball Net Set laid out on a green surface. This includes the alloy steel frame parts, the net, four fiberglass paddles, eight pickleball balls, court lines, a measuring tape, and the carry bag.

Complete Pickle ball Net Set



Alloy Steel Frame With Wheels



12 * Court Lines



8 * Pickle ball



**4 * Fiberglass
Pickleball Paddles**



**1 * Soft
Measure Tape**



1 * Solid PE Knotless Net



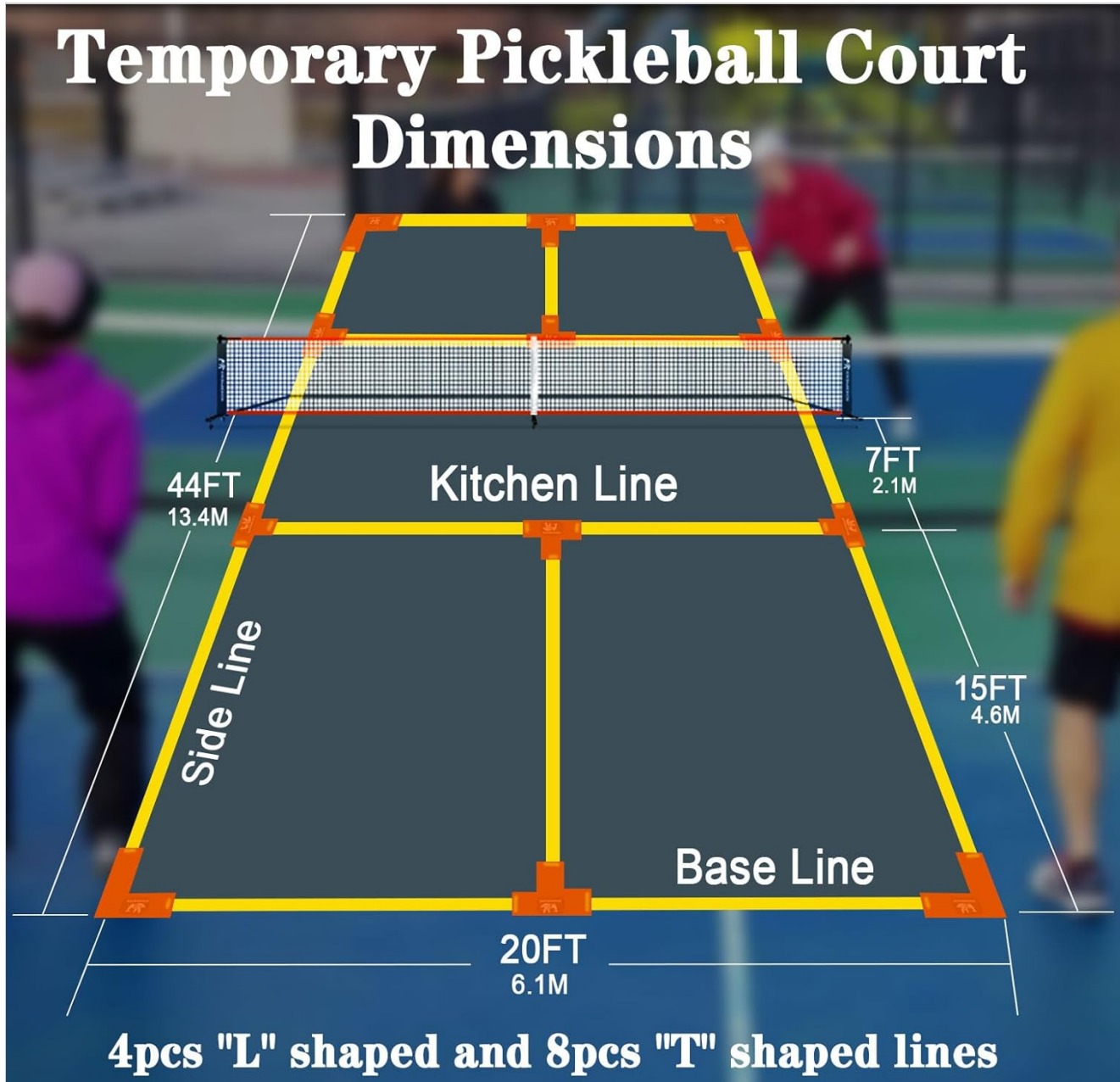
1 * Carrying Bag

Setting Up the Court:

1. Choose a flat, clear surface for your pickleball court, suitable for indoor or outdoor play.
2. Use the provided measuring tape to mark the court dimensions according to standard pickleball rules.

- Place the 4 L-shaped and 8 T-shaped court markers to clearly define the court boundaries, including the baseline, sidelines, and non-volley zone (kitchen line). Refer to the court dimension diagram for the standard layout.

Image description: A diagram illustrating the standard dimensions of a temporary pickleball court. It shows the court layout with measurements in feet and meters for the baseline (20ft/6.1m), sideline (44ft/13.4m), and kitchen line (7ft/2.1m), with the net in the center.



4. OPERATING INSTRUCTIONS

Using the Net:

The net features pre-installed 360-degree locking wheels on its base for easy movement and stability. To move the net, unlock the wheels. To secure it firmly in place during play, lock the wheels. This mechanism helps maintain net stability and prevents unwanted movement, even in light windy conditions.

Image description: A close-up image of the net's base, highlighting one of the 360-degree rotating and lockable wheels. Arrows indicate the locking and unlocking positions of the wheel mechanism, demonstrating its functionality for effortless movement and secure placement.



Sturdy and stable wheels for pickleball long-term use.

Wheels can rotate 360 degrees and can be easily locked and unlocked for effortless movement.

Using the Paddles and Balls:

The set includes four fiberglass paddles designed to offer an excellent balance of power and control, making them suitable for players of all skill levels, from beginners to intermediates. Each paddle features a non-slip handle grip for comfortable and secure handling during play. The included outdoor pickleball balls are durable and designed for extended use in various playing conditions.

Image description: A detailed view of a Hoverphenix fiberglass pickleball paddle. The image highlights its construction, including the fiberglass surface, honeycomb core, sturdy plastic edge wrap, and a non-slip handle grip. Dimensions of the paddle are also shown.

7.8oz lightweight Fiberglass Paddles



5. MAINTENANCE

Cleaning:

- Wipe the steel alloy frame with a damp cloth to remove dirt and debris. For stubborn grime, a mild soap solution can be used, followed by a clean water rinse.
- The net is constructed from solid PE knotless mesh with waterproof mesh leather. Clean it gently with mild soap and water if necessary, then rinse thoroughly and allow it to air dry completely before storage.
- Clean paddles and balls with a damp cloth. Avoid harsh chemicals that may damage the materials.

Storage:

- For long-term storage or transport, disassemble the net frame by reversing the assembly steps.
- Carefully fold the net and store all components, including paddles, balls, and court markers, in the provided

carry bag.

- Store the carry bag in a cool, dry place away from direct sunlight and extreme temperatures to prolong the product's life and prevent material degradation.

Image description: The Hoverphenix pickleball net set carry bag, neatly packed, is shown placed in the trunk of a car, illustrating its compact size and ease of transport for playing pickleball anywhere.



6. TROUBLESHOOTING

Common Issues and Solutions:

- **Net Sagging:** Ensure all frame poles are fully connected and securely interlocked. Tighten the net's adjustable Velcro straps to increase tension.
- **Net Instability:** Verify that all wheels are in the locked position during play. Ensure the playing surface is level and free of obstructions.
- **Difficulty Assembling Frame:** Double-check that numbered parts are matched correctly. Apply firm, even pressure to connect interlocking pieces. Do not force connections.
- **Missing Parts:** Refer to the "Package Contents" list in Section 1. If any parts are missing upon unboxing, please contact Hoverphenix customer support immediately.

7. SPECIFICATIONS

Feature	Detail
Model Number	950192
Brand	Hoverphenix
Net Width	6.7 meters (22 feet)
Net Height (Posts)	91.4 cm (36 inches)
Net Height (Center)	86.4 cm (34 inches)
Frame Material	Steel Alloy
Net Material	Solid PE Knotless Mesh
Paddle Material	Fiberglass
Court Marker Material	TPU
Product Dimensions (Packaged L x W x H)	88.9 x 30.5 x 15 cm (35 x 12 x 5.9 inches)
Item Weight	9.07 kg (20 lbs)
Assembly Required	Yes (for frame and net; wheels are pre-installed)
Recommended Players	Up to 4
Recommended Use	Indoor/Outdoor Pickleball

8. WARRANTY & SUPPORT

For warranty information, product registration, or customer support, please refer to the contact details provided at your point of purchase or visit the official Hoverphenix website. Please retain your purchase receipt as proof of purchase for any warranty claims.