

Lamzu Atlantis Mini Pro

Lamzu Atlantis Mini Pro Wireless Gaming Mouse User Manual

Model: Atlantis Mini Pro | Brand: Lamzu

INTRODUCTION

The Lamzu Atlantis Mini Pro Wireless Gaming Mouse is an ultra-lightweight, high-performance peripheral designed for competitive gaming. Featuring a symmetrical design, mechanical switches, and an advanced optical sensor, it offers precision and comfort for extended use. This manual provides essential information for setting up, operating, maintaining, and troubleshooting your device.

WHAT'S IN THE BOX

- Lamzu Atlantis Mini Pro Wireless Gaming Mouse
- USB Type-C Cable (1.8m)
- USB Dongle
- Adapter
- PTFE Feet (extra set)
- Velvet Bag
- Grip Tapes (stick-on grips)





Image: The Lamzu Atlantis Mini Pro Wireless Gaming Mouse in Polar White, showing its top-down view.

SETUP

1. Charging the Mouse

Before first use, it is recommended to fully charge the mouse. Connect the provided USB Type-C cable to the mouse and to a USB power source (e.g., computer USB port, wall adapter). The mouse features a Lithium Ion battery.

2. Connectivity Options

The Lamzu Atlantis Mini Pro supports dual-mode connectivity: 2.4G Wireless and Wired.

2.1. 2.4G Wireless Connection

1. Insert the USB dongle into an available USB port on your computer.

2. Ensure the mouse is powered on and in wireless mode.
3. The mouse should automatically connect to the dongle.



Image: Diagram illustrating the dual-mode connectivity of the Lamzu Atlantis Mini Pro, showing both Type-C wired and 2.4G wireless options.

2.2. Wired Connection

Connect the provided USB Type-C cable directly from the mouse to your computer's USB port. The mouse will function in wired mode and charge simultaneously.

3. Software Installation (Optional but Recommended)

To customize DPI settings, button assignments, and other advanced features, download the official Lamzu software from the manufacturer's website. This software is also required for utilizing the maximum 4K Hz polling rate with a compatible 4K dongle (sold separately).

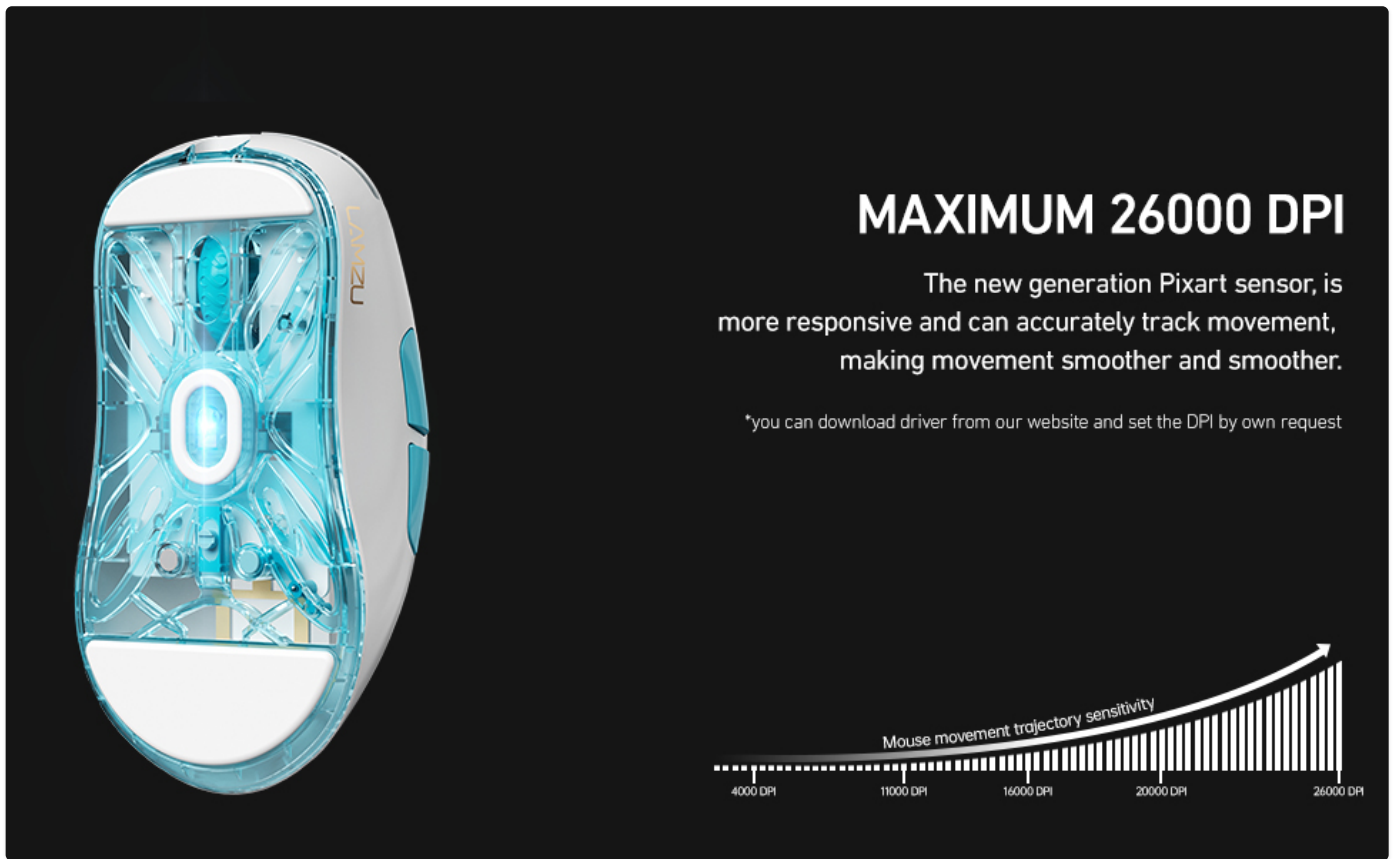


Image: The Lamzu Atlantis Mini Pro mouse alongside a 4K dongle, indicating improved polling rate with the accessory. Note: 4K dongle is sold separately.

OPERATING THE MOUSE

1. DPI Adjustment

The Pixart PAW 3395 sensor supports up to 26,000 DPI. You can adjust the DPI sensitivity through the dedicated software to match your preference and gaming style. This allows for precise control and smooth movement tracking.

MAXIMUM 26000 DPI

User can download driver from our website, and set the DPI by own request

● OG V2 PRO 26000 DPI



Image: A visual representation of the Lamzu Atlantis Mini Pro's maximum 26000 DPI capability, highlighting its high sensitivity.


2. Grip Types

The Atlantis Mini Pro features an hourglass symmetrical design, providing a comfortable experience for various grip styles, especially for users with smaller hands. It is particularly well-suited for:

- **Claw Grip:** The wide back and curved top help prevent finger cramps.
- **Fingertip Grip:** Its lightweight and compact size offer flexibility.
- **Loose Palm Grip:** Provides support while maintaining agility.

MINI PRO

SPECIFICATION



Product Size : 117*63*37mm (4.61*2.48*1.46in)

Weight : 51g(\pm 2g)

Sensor IC : Pixart 3395

DPI : Maximum 26000

MCU : Nordic 52840

Encoder : Silver TTC

Polling Rate : 4K compatible(1k default)

Connect Way : Wireless/Wired

Colors : Polar white / Elegant blue / Miami Blue / Matcha Green

Left and right buttons : Huano transparent blue shell pink dot

Package Include :

PTFE feet x1 Velvet bag x1 USB dongle x1 Adapter x1
1.8m Type-c para cord x1

Image: Illustrations demonstrating different grip types (Palm, Claw, Fingertip) and how the Lamzu Atlantis Mini Pro accommodates them.

3. Mechanical Switches

The Huano Mechanical Switches provide a fast response, satisfying tactile feedback, and quick rebound, enhancing your clicking experience during intense gaming sessions.



Image: An X-ray view of the Lamzu Atlantis Mini Pro highlighting the internal Huano Mechanical Switch, indicating its quick click response.

4. Ultra-Lightweight Design

Weighing just 51g, the Atlantis Mini Pro reduces wrist strain and alleviates fatigue, allowing for longer and more comfortable gaming sessions.



Image: The Lamzu Atlantis Mini Pro mouse with a feather, emphasizing its ultra-lightweight design of only 51g.

MAINTENANCE

1. Cleaning

To maintain optimal performance and hygiene, regularly clean your mouse. Use a soft, dry cloth to wipe the surface. For stubborn dirt, a slightly damp cloth with mild soap can be used, ensuring no liquid enters the mouse. Avoid abrasive cleaners or solvents.

2. Replacing PTFE Feet

The mouse comes with an extra set of PTFE feet. If the existing feet show signs of wear, affecting glide performance,

carefully peel off the old feet and apply the new ones in their place. Ensure the surface is clean before applying new feet for best adhesion.

TROUBLESHOOTING

1. Connectivity Issues

- **Wireless:** Ensure the USB dongle is securely plugged into a working USB port. Check if the mouse is sufficiently charged. Try re-pairing the mouse with the dongle if applicable (refer to software instructions).
- **Wired:** Ensure the USB Type-C cable is securely connected to both the mouse and the computer. Try a different USB port or cable.

2. DPI Not Changing

If your DPI settings are not responding, ensure the Lamzu software is installed and running. Verify that the settings are applied correctly within the software. Restarting the software or your computer may resolve the issue.

3. Unresponsive Buttons or Scroll Wheel

Check for any physical obstructions. Ensure the mouse firmware is up to date via the Lamzu software. If the issue persists, contact customer support.

4. Battery Life Concerns

Battery life can vary based on usage and polling rate. Ensure the mouse is fully charged. If battery life significantly degrades, contact customer support.

SPECIFICATIONS

Feature	Detail
Product Dimensions	4.6 x 2.48 x 0.04 inches (117mm x 63mm x 37mm)
Item Weight	1.8 ounces (51g)
Sensor IC	Pixart PAW 3395
DPI	Maximum 26,000
MCU	Nordic 52840
Polling Rate	4K Compatible (1K default)
Connectivity Technology	2.4G Wireless, USB Wired
Switches	Huano Mechanical Switch
Color	Polar White
Battery	1 Lithium Ion battery (included)

SPECIFICATION

MIMI PRO

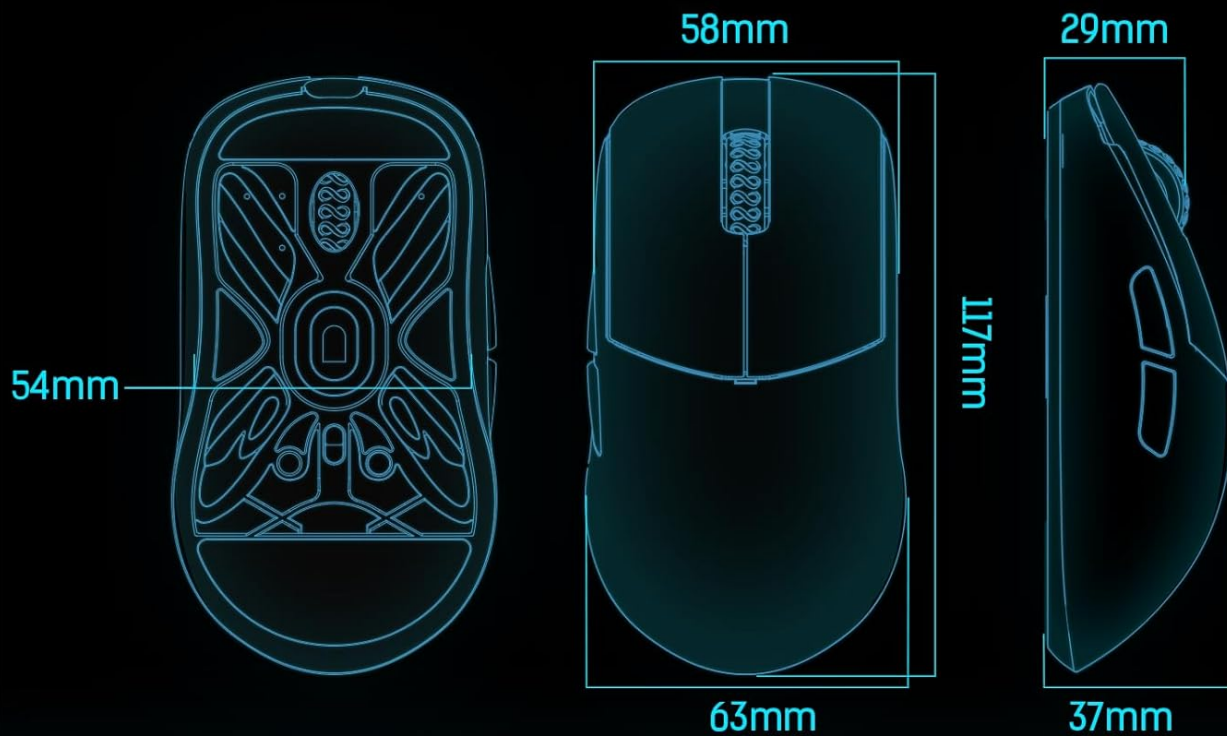


Image: Technical diagram showing the dimensions of the Lamzu Atlantis Mini Pro mouse.

OFFICIAL PRODUCT VIDEO

Your browser does not support the video tag.

Video: An official product video showcasing the Lamzu Atlantis Mini mouse, highlighting its design and features. This video is provided by the seller, LAMZU.

WARRANTY AND SUPPORT

The Lamzu Atlantis Mini Pro Wireless Gaming Mouse comes with a manufacturer's warranty. For specific warranty terms and conditions, please refer to the documentation included with your product or visit the official Lamzu website. For technical support, troubleshooting assistance, or warranty claims, please contact Lamzu customer service directly. You can find more information and support resources on the [Lamzu Store on Amazon](#).

