

SpeedTalk Mobile 2GB | UNLMTD T&T

SpeedTalk Mobile Prepaid Cell Phone SIM Card User Manual

Model: 2GB | UNLMTD T&T

INTRODUCTION

This manual provides comprehensive instructions for the SpeedTalk Mobile Prepaid Cell Phone SIM Card. It covers setup, operation, maintenance, troubleshooting, and product specifications to ensure optimal performance and user experience.

The SpeedTalk Mobile SIM card offers an affordable and flexible wireless service solution, compatible with a wide range of unlocked 5G and 4G LTE devices. It provides unlimited talk and text, along with 2GB of high-speed data on a nationwide network.

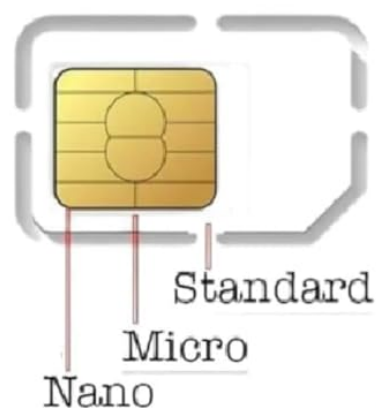
\$11

30 Days Plan

speedtalk
mobile

5G 4G LTE

**Unlimited
Talk & Text
2 GB Data**



**Keep Your Phone
Keep Your Number**



No Contract * No Credit Check * No Activation Fee

Image: SpeedTalk Mobile SIM Card packaging, highlighting the \$11 monthly plan with unlimited talk & text and 2GB 5G 4G LTE data. It also shows the 3-in-1 SIM card sizes (Standard, Micro, Nano) and a smartphone, emphasizing compatibility.

SETUP

Setting up your SpeedTalk Mobile SIM card is a straightforward process designed for quick activation and use.

1. SIM Card Compatibility and Insertion

The SpeedTalk Mobile SIM card is a 3-in-1 triple cut SIM, meaning it includes Standard, Micro, and Nano sizes. This ensures compatibility with virtually all unlocked 5G and 4G LTE smartphones and other compatible devices.



Image: A SpeedTalk Mobile triple-cut SIM card, illustrating how it can be broken down into Standard, Micro, and Nano sizes to fit various devices.

To insert the SIM card:

1. Identify the correct SIM size for your device (Nano, Micro, or Standard).
2. Carefully pop out the required size from the larger SIM card.
3. Locate the SIM card slot on your phone or device. This often requires a SIM ejector tool or a paperclip.
4. Insert the SIM card into the tray, ensuring it is oriented correctly according to the tray's shape.
5. Gently push the SIM tray back into the device until it is flush.

2. Activation Process

Activation is simple and can be completed online. A valid credit card is required for activation.

1. **Activate your SIM card:** Visit the SpeedTalk Mobile activation portal online.
2. **Install the SIM card:** Insert the SIM card into your phone as described above.
3. **Download the app:** Download the SpeedTalk Mobile app for easy account management.



Image: A series of icons illustrating the activation steps: Go to Activate SpeedTalk Mobile, Choose Your Plan, Insert the SIM Card in Your Phone, and Create Your Account.

3. Keeping Your Phone Number

You have the option to keep your existing phone number when activating your SpeedTalk Mobile service, or you can choose to obtain a new one.



Image: Icons representing the flexibility to Keep Your Phone Number or Bring Your Own Phone or Device.

OPERATING YOUR SERVICE

Once activated, your SpeedTalk Mobile SIM card provides reliable wireless service with extensive coverage and flexible plan options.

1. Plan Details and Features

The \$11 monthly plan includes Unlimited Talk & Text plus 2GB of 5G 4G LTE Data (inclusive of MMS) for a 30-day period. The plan is designed to automatically renew once all allotted credits have been used, ensuring continuous service.

BENEFITS



NO ACTIVATION
FEE



NO CONTRACT



NO CREDIT
CHECK



ENJOY 5G 4G LTE HIGH
SPEED FOR SOCIAL MEDIA

Image: Visual representation of SpeedTalk Mobile benefits, including no activation fee, no contract, and no credit check, emphasizing 5G 4G LTE high-speed data for social media.

2. Nationwide Coverage

SpeedTalk Mobile offers top-tier nationwide coverage, including Hawaii, Puerto Rico, and the US Virgin Islands, utilizing major U.S. networks for 5G 4G LTE connectivity. This ensures consistent service and fast data speeds.

Stay connected on a reliable and fast network



Network that connects 99% of Americans

5G 4G⁺ LTE

To see the updated map visit:
stkmap.com

Image: A map of the United States illustrating SpeedTalk Mobile's extensive 5G 4G LTE network coverage, stating it connects 99% of Americans.

Your browser does not support the video tag.

Video: An official SpeedTalk Mobile video demonstrating the ease of use, broad compatibility with unlocked 5G and 4G LTE phones, simple activation, and nationwide coverage with fast data speeds. It highlights the prepaid pay-as-you-go model with no contracts or surprise bills.

MAINTENANCE

Maintaining your SpeedTalk Mobile service primarily involves managing your account and monitoring your usage.

- **Online Account Access:** Manage your plan, check usage, and update payment information by accessing your account online through the SpeedTalk Mobile website or mobile application.
- **Automatic Renewal:** The \$11 monthly plan automatically renews. Ensure your payment method is up-to-date to avoid service interruptions.
- **SIM Card Care:** Handle your SIM card with care. Avoid bending it or exposing it to extreme temperatures or moisture. If you need to remove it, use the appropriate tool.

TROUBLESHOOTING

If you encounter issues with your SpeedTalk Mobile service, consider the following troubleshooting steps:

- **No Service/No Signal:**
 - Ensure your SIM card is correctly inserted into your device.
 - Restart your phone.
 - Check your device's network settings to ensure it's set to automatically select a network or is connected to the SpeedTalk Mobile network.
 - Verify you are within SpeedTalk Mobile's coverage area using their online coverage map.
- **Data Not Working:**
 - Check your data balance via your online account or the SpeedTalk Mobile app.
 - Ensure mobile data is enabled in your phone's settings.
 - Verify your Access Point Name (APN) settings are correct for SpeedTalk Mobile. Refer to their website for specific APN configurations if needed.
 - Restart your device.
- **Cannot Make/Receive Calls or Texts:**
 - Confirm your plan is active and has sufficient talk/text allowances.
 - Check if your device is in Airplane Mode.
 - Ensure your device is unlocked and compatible with the SpeedTalk Mobile network.

If these steps do not resolve the issue, please contact SpeedTalk Mobile Customer Support for further assistance.

SPECIFICATIONS

Feature	Detail
Product Type	Prepaid Cell Phone SIM Card
Model Number	2GB UNLMTD T&T
UPC	850043471530
SIM Card Sizes	3-in-1 (Standard, Micro, Nano)
Monthly Plan	\$11 (Unlimited Talk & Text + 2GB 5G 4G LTE Data)
Service Duration	30 Days (auto-renewal)
Cellular Technology	5G 4G LTE
Service Provider	T-Mobile (utilizes major U.S. networks)

Product Dimensions	3.35 x 2.2 x 0.1 inches
Item Weight	0.634 ounces

WARRANTY AND SUPPORT

SpeedTalk Mobile is committed to providing excellent customer service and support.

Customer Support

Live U.S. Based Customer Support Representatives are available via call, chat, and email 7 days a week, 365 days a year. They can assist with activation, configuration, and any service-related inquiries.



**CUSTOMER
SUPPORT**

7 Days a week!

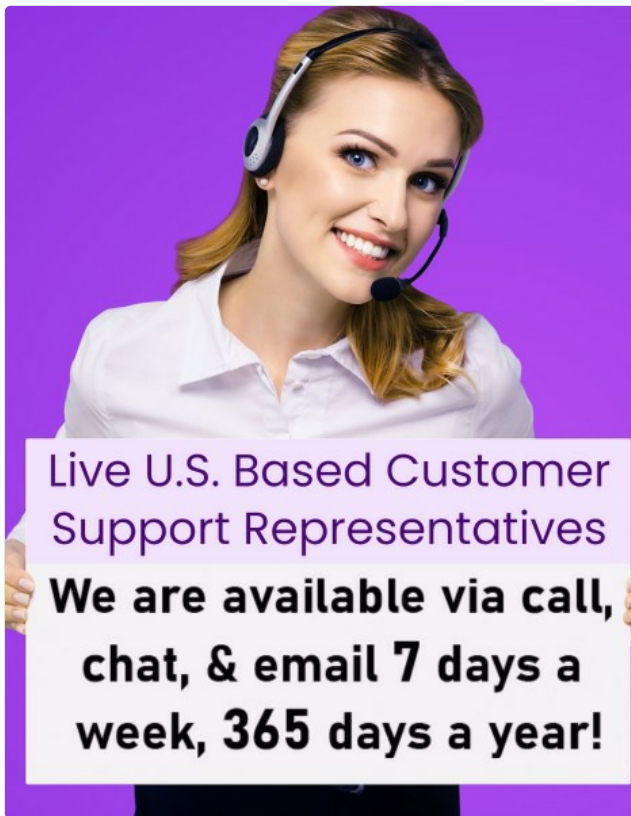
 **fast & efficient
service**

 **activation & configuration
support**

 **personalized service**

**YOUR SATISFACTION
IS OUR PRIORITY**

Image: A SpeedTalk Mobile customer support representative, emphasizing 7-day-a-week support for fast, efficient, and personalized service, including activation and configuration assistance.



Coast-to-Coast 5G/4G/LTE Coverage

Forget about dropped calls, loading issues or slow data speeds!

Live U.S. Based Customer Support Representatives
We are available via call, chat, & email 7 days a week, 365 days a year!




Image: A visual highlighting SpeedTalk Mobile's coast-to-coast 5G/4G/LTE coverage and the availability of live U.S. based customer support representatives.

Lifetime Satisfaction

SpeedTalk Mobile aims for lifetime satisfaction with its services, providing ongoing technical support to ensure a positive user experience.


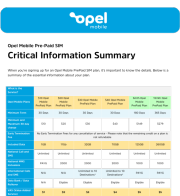


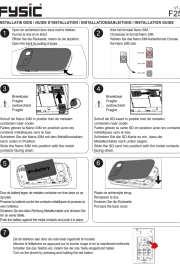



Image: A badge indicating "Lifetime Satisfaction" with three stars, representing SpeedTalk Mobile's commitment to customer satisfaction and technical support.

	<p>Opel Mobile Pre-Paid SIM Critical Information Summary</p> <p>A comprehensive summary of Opel Mobile's Pre-Paid SIM plans, detailing critical information about services, inclusions, charges, and terms for various plans.</p>
	<p>Kimovil SIM Cutting Guide: How to Cut Your SIM Card</p> <p>A step-by-step guide from Kimovil.com on how to safely cut your SIM card to a smaller size (Mini to Micro, Mini to Nano, Micro to Nano) for your smartphone. Includes important tips and a printable template.</p>
	<p>AT&T Business Unlimited Plans: Elite, Performance, Starter, and Web Only</p> <p>Explore AT&T's Business Unlimited mobile plans, including Elite, Performance, Starter, and Web Only. Compare features, benefits, data allowances, and pricing for your business needs.</p>
	<p>Three Advanced Plans Price Guide</p> <p>This price guide details the features, allowances, and charges for Three's Advanced Plans, including Pay Monthly Packages and SIM Only options. It covers international roaming, add-ons, and other services.</p>
	<p>Fysic F25 Mobile Phone Installation Guide</p> <p>Step-by-step installation guide for the Fysic F25 mobile phone, covering SIM card insertion, battery placement, and powering on the device. Includes instructions in Dutch, English, German, and French.</p>
	<p>FOXDX Smart Phone User Manual: Setup, Features, and Troubleshooting Guide</p> <p>Comprehensive user manual for the FOXDX smart phone, covering setup, basic operations, calling, messaging, connectivity (Wi-Fi, 4G LTE), data management, applications, and essential safety guidelines including SAR, FCC compliance, and hearing aid compatibility. Learn how to optimize your smartphone's performance and troubleshoot common issues.</p>