

## FINTIE ESBH009-C

# FINTIE Portfolio Case for Samsung Galaxy Tab S10 Lite, S10 FE, S9 FE (10.9-inch) & Tab S9 (11-inch) - Instruction Manual

Model: ESBH009-C

## 1. PRODUCT OVERVIEW

---

This manual provides instructions for the FINTIE Portfolio Case, designed to protect and enhance the functionality of your compatible Samsung Galaxy Tab device. The case features a durable exterior, soft interior, integrated S Pen holder, multiple viewing angles, and an additional back pocket.



Image 1.1: FINTIE Portfolio Case with a tablet in viewing position.

## 2. COMPATIBILITY

This FINTIE Portfolio Case (Model ESBH009-C) is specifically designed for the following Samsung Galaxy Tab models:

- Samsung Galaxy Tab S10 Lite 5G 10.9 inch (Models: SM-X400, SM-X406B) - 2025 Release
- Samsung Galaxy Tab S10 FE 5G 10.9 inch (Models: SM-X520, SM-X526B, SM-X528U) - 2025 Release
- Samsung Galaxy Tab S9 FE 5G 10.9 inch (Models: SM-X510, SM-X516B, SM-X518U) - 2023 Release
- Samsung Galaxy Tab S9 11 inch (Models: SM-X710, SM-X716B, SM-X718U) - 2023 Release

**Important:** This case is not compatible with any other tablet models.



# ATTENTION

**ONLY for these models:**

No Flash



No Flash



No Flash



With Flash



Galaxy Tab S10 Lite 10.9" 2025  
(SM-X400/X406B)

Galaxy Tab S10 FE 10.9" 2025  
(SM-X520/X526B/X528U)

Galaxy Tab S9 FE 10.9" 2023  
(SM-X510/X516B/X518U)

Galaxy Tab S9 11" 2023  
(SM-X710/X716B/X718U)

## HOW to find your Model Name ?

1. Open Settings > About tablet

2. Find the model number

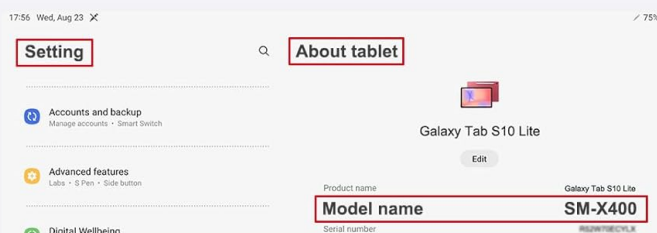


Image 2.1: Visual guide for identifying compatible Samsung Galaxy Tab models and finding your tablet's model number.

### How to Find Your Tablet Model Number:

1. Open the "Settings" application on your tablet.
2. Navigate to "About tablet".
3. Locate and identify the "Model number" or "Model name".

## 3. FEATURES

### 3.1. Built-in S Pen Holder

The case includes a dedicated slot for your S Pen, ensuring it is securely stored and easily accessible. This design supports the S Pen's magnetic attachment and wireless charging capabilities while the tablet is in the case.

## Built in S Pen Holder

Press your S Pen through the small slot to push it out.



Image 3.1: Detail of the S Pen holder and ejection mechanism.

### 3.2. Multiple Viewing Angles

Three anti-slip stripes on the interior cover allow you to adjust your tablet to various stable viewing angles, suitable for typing, watching videos, or drawing.

# Multiple Viewing

Frees your hands and gives you a best viewing angle.




Image 3.2: Demonstration of multiple viewing angles.

### 3.3. Magnetic Closure and Auto Sleep/Wake

The case features a magnetic flap that securely closes the cover, protecting your device. The built-in magnetic strip also supports the tablet's automatic sleep/wake function, conserving battery life.

# Magnetic Closure

Magnetic flip keeps the case close securely to protect your device from damage.




Image 3.3: Magnetic closure mechanism.

## 3.4. Extra Back Pocket

An additional pocket on the back of the case provides convenient storage for small items such as business cards, notes, or a USB charging cable.

# Large Pocket

Accommodate necessary cable, cards, paper documents and etc.



Image 3.4: Back pocket for storage.

## 3.5. Premium Material

The case is constructed from premium synthetic leather for the exterior and soft microfiber for the interior. This combination protects against fingerprints, dirt, and scratches.

## 4. SETUP AND INSTALLATION

1. Ensure your tablet is clean and free of debris.
2. Align your compatible Samsung Galaxy Tab with the hard shell frame of the FINTIE case.
3. Gently press the tablet into the frame until it is securely seated. Ensure all corners and edges are properly covered by the case.
4. Place your S Pen into the designated holder on the side of the case.
5. Close the front cover, ensuring the magnetic flap engages for secure closure.

**Your browser does not support the video tag.**

Video 4.1: This video demonstrates the installation of the tablet into the FINTIE Portfolio Case, showcasing how to secure the tablet and store the S Pen, as well as the case's functionality with multiple viewing angles and magnetic closure.

## 5. OPERATING INSTRUCTIONS

### 5.1. Using the Stand Function

To use the stand function, open the front cover and fold it back. Position the tablet's edge into one of the three anti-slip grooves on the interior cover to achieve your desired viewing angle.

### 5.2. S Pen Access and Charging

The S Pen can be easily removed from its holder by gently pushing it from the back of the case. When placed in the holder, the S Pen will magnetically attach and charge wirelessly, provided your tablet model supports this feature.

### 5.3. Auto Sleep/Wake Function

Opening the front cover will automatically wake your tablet, and closing it will put your tablet to sleep. This feature helps conserve battery life.

### 5.4. Utilizing the Back Pocket

The back pocket is designed for convenient storage of small, flat items. Avoid overfilling the pocket to prevent damage to the case or its contents.



Image 5.1: Various usage scenarios of the FINTIE Portfolio Case.

## 6. MAINTENANCE

To maintain the appearance and longevity of your FINTIE Portfolio Case:

- Wipe the exterior with a soft, damp cloth to remove dust and dirt.
- Avoid using harsh chemicals or abrasive cleaners, as these may damage the material.
- Keep the case away from extreme temperatures and direct sunlight for prolonged periods.

## 7. TROUBLESHOOTING

### 7.1. Auto Sleep/Wake Function Not Working

- Ensure your tablet is fully seated within the case and the magnetic strip is properly aligned.
- Check your tablet's settings to ensure the "Smart Cover" or "Magnetic Cover" feature is enabled (exact setting name may vary by tablet model).

### 7.2. S Pen Not Charging

- Verify that your tablet model supports wireless charging for the S Pen.
- Ensure the S Pen is correctly positioned in its holder and making proper contact for charging.

## 8. SPECIFICATIONS

<b>Model Number</b>	ESBH009-C
<b>Brand</b>	FINTIE
<b>Color</b>	Gray
<b>Material</b>	Premium Synthetic Leather (exterior), Soft Microfiber (interior)
<b>Item Weight</b>	1.01 pounds (approximately 458 grams)
<b>Package Dimensions</b>	10.87 x 8.43 x 1.3 inches (approximately 27.6 x 21.4 x 3.3 cm)
<b>Form Factor</b>	Case
<b>Shell Type</b>	Hard

## 9. WARRANTY AND SUPPORT

FINTIE is committed to providing quality products and customer satisfaction. For any questions regarding your purchase or FINTIE products, please contact our support team. Specific warranty details may vary; please refer to the product packaging or the official FINTIE website for the most current warranty information. For further assistance, visit the [FINTIE Store on Amazon](#).