

## Manuals+

[Q & A](#) | [Deep Search](#) | [Upload](#)

[manuals.plus](#) /

- › [BougeRV](#) /
- › [BougeRV 12 Volt Car Refrigerator Dual Zone Electric Cooler User Manual](#)

### BougeRV CRD45 (45L)

# BougeRV 12 Volt Car Refrigerator Dual Zone Electric Cooler User Manual

Model: CRD45 (45L) / CR04512

Brand: BougeRV

## INTRODUCTION

---

Thank you for choosing the BougeRV 12 Volt Car Refrigerator. This portable dual-zone electric cooler is designed for versatile use in vehicles such as trucks, vans, RVs, SUVs, boats, and for travel and camping. It features independent temperature control for its dual compartments, allowing it to function as a refrigerator, freezer, or a combination of both. This manual provides essential information for the safe and efficient operation, maintenance, and troubleshooting of your device.



Figure 1: BougeRV 48 Quart Dual Zone Portable Car Refrigerator with both lids open, showcasing its capacity filled with water bottles.

## PRODUCT FEATURES

- **Dual Zone Dual Door:** Independently control temperatures for two separate compartments, allowing flexible use as a refrigerator, freezer, or a combination. Separate doors ensure minimal temperature impact between zones.
- **APP Control:** Conveniently manage temperature settings, operating modes, and power status via a mobile application. The app allows separate control of each zone. Refer to the user manual for app download instructions.
- **Fast Cooling:** Capable of cooling from 77°F (25°C) to 32°F (0°C) in approximately 15 minutes, and from 77°F (25°C) to -4°F (-20°C) in about 60 minutes.
- **Portable Design:** Features superior non-slip off-road wheels and an extendable handle for easy transport. The door can be removed and reinstalled to change the opening direction based on user preference or scenario.
- **Versatile Functions:** Includes 3-level voltage car battery protection, ECO (45W) and MAX (60W) cooling modes, LED interior lighting, a USB port for charging electronic devices, and an integrated chopping board. Operates at a low noise level of 45dB.

# REAL DUAL ZONE

Freezer and refrigerator at the same time!

4 options for different needs

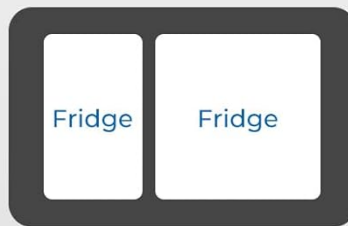
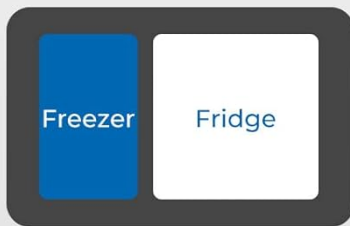
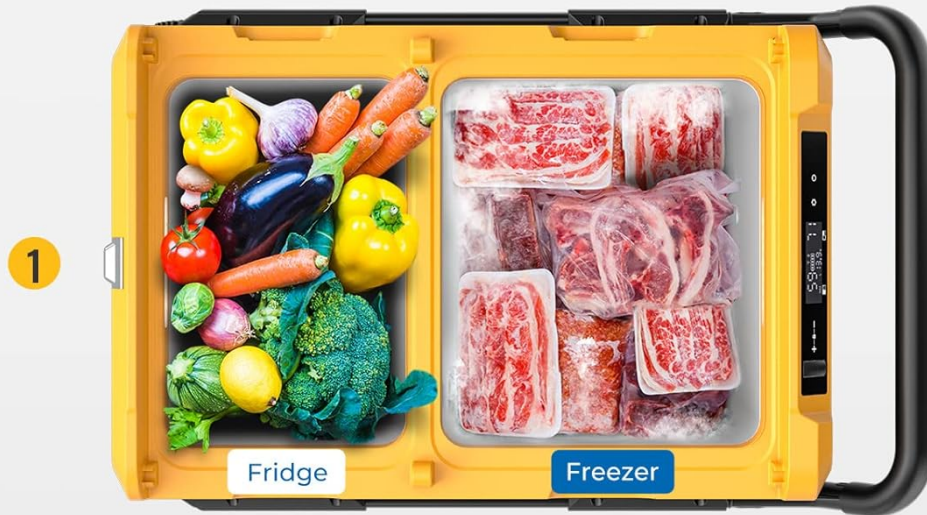


Figure 2: Illustration of the BougeRV refrigerator's real dual zone capability, allowing for various configurations like freezer/fridge or dual freezer.

## PACKAGE CONTENTS

Please verify that all items are present in the package:

- 1 x 48 Quart Portable Refrigerator (CRD45)
- 1 x User Manual
- 1 x 12V/24V DC Power Cord (10.82 ft)
- 1 x 110~240V AC Adapter (6.56 ft, for Wall Socket/Power Station etc.)
- 1 x Chopping Board

## SETUP

### Power Connections

The BougeRV portable refrigerator can be powered by both DC (12V/24V) and AC (110~240V) power sources.

Ensure the power source matches the refrigerator's requirements.

- **DC Power:** Connect the 12V/24V DC power cord to your vehicle's cigarette lighter socket or a compatible DC power outlet.
- **AC Power:** Use the 110~240V AC adapter to connect the refrigerator to a standard wall socket or a portable power station.

## Door Reversal

The refrigerator's door can be detached and reinstalled to change its opening direction, providing flexibility for different setups.

1. Open the door at a 90-degree angle.
2. Carefully take off the door from one side by lifting it from its hinge.
3. Take off the door from the other side.
4. Reverse the door opening direction by aligning the door shaft with the hole on the desired side.
5. Insert the door shaft into the hole.
6. Close the door to ensure it is securely installed.

# DETACHABLE DOOR

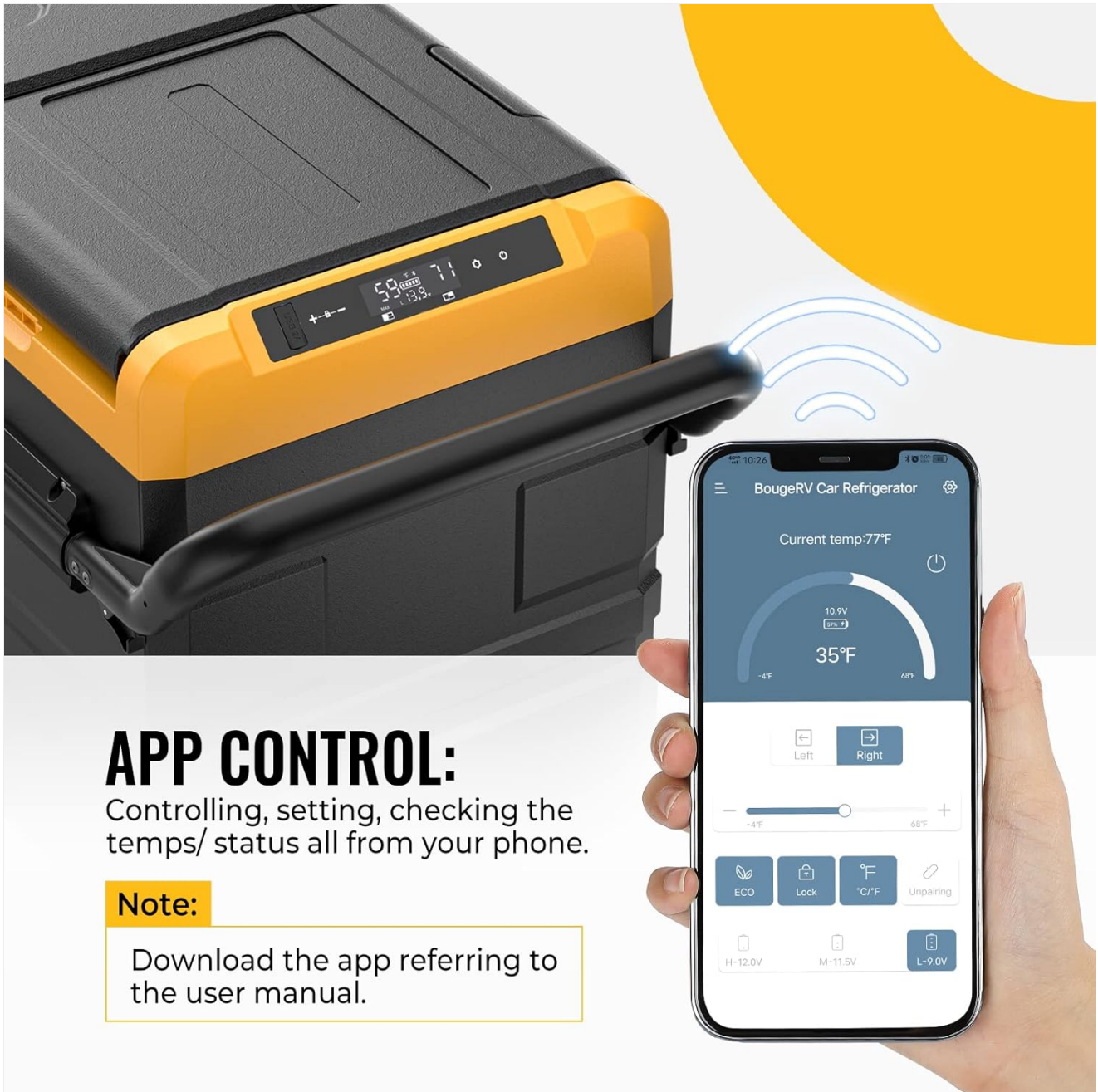
You can disassemble the door, choose to open the door on the left or on the right, and install it.



Figure 3: Step-by-step guide for detaching and reversing the door of the BougeRV portable refrigerator.

## APP Control Setup

To utilize the mobile APP control feature, download the official BougeRV Car Refrigerator application. Refer to the specific instructions provided in the included user manual for detailed pairing procedures.



## APP CONTROL:

Controlling, setting, checking the temps/ status all from your phone.

### Note:

Download the app referring to the user manual.

Figure 4: The BougeRV Car Refrigerator with its control panel and a smartphone showing the intuitive APP interface.

## OPERATING INSTRUCTIONS

### Temperature Control

The temperature range for both zones is -4°F to 68°F (-20°C to 20°C). Temperatures can be adjusted via the control panel on the unit or through the mobile APP.

### Dual Zone Functionality

Each zone can be set to a different temperature independently. This allows for simultaneous refrigeration and freezing. Opening one door does not significantly affect the temperature of the other zone.

## Cooling Modes

- **ECO Mode (45W):** Energy-efficient mode for prolonged operation and lower power consumption.
- **MAX Mode (60W):** Provides faster cooling for quick temperature reduction.

# Fast Cooling Speed

Temperature decreases from 77°F to 32°F in 15 minutes.



Internal temperature 77°F



Internal temperature 32°F



\*Tests were conducted at an ambient temp of 77°F, with the fridge used as a dual zone, unloaded and set to Max mode. Results may vary depending on ambient temperature, setting mode, number of times doors opened, the contents put in, etc.

Figure 5: Visual representation of the fast cooling speed, achieving 32°F from 77°F in just 15 minutes.

## Battery Protection

The refrigerator features a 3-level voltage car battery protection system to prevent excessive discharge of your vehicle's battery. Select the appropriate level (High, Medium, Low) based on your battery type and usage.

### Battery Protection Voltage Settings

Voltage	Mode	Cut Out	Cut In
12V DC	High	11.1V	12.4V
	Medium	10.1V	11.4V
	Low	9.1V	10.4V

Voltage	Mode	Cut Out	Cut In
	Low	9.0V	10.9V
24V DC	High	24.3V	25.7V
	Medium	22.3V	23.7V
	Low	21.3V	22.7V

## MAINTENANCE

### Cleaning

Regular cleaning helps maintain the efficiency and longevity of your refrigerator.

- Disconnect the power before cleaning.
- Wipe the interior and exterior surfaces with a damp cloth and mild detergent.
- Do not use abrasive cleaners or harsh chemicals.
- Ensure the unit is dry before reconnecting power.
- Periodically clean the ventilation grilles to ensure proper airflow.

### Storage

When storing the refrigerator for extended periods:

- Empty all contents and clean the interior thoroughly.
- Leave the lids slightly ajar to prevent odors and mold growth.
- Store in a dry, well-ventilated area, away from direct sunlight and extreme temperatures.

## TROUBLESHOOTING

This section addresses common issues you might encounter. For more complex problems, please contact BougeRV customer support.

Problem	Possible Cause	Solution
Refrigerator not cooling	No power, incorrect temperature setting, poor ventilation.	Check power connection. Adjust temperature. Ensure adequate space around the unit for airflow.
Temperature fluctuation	Frequent door opening, ambient temperature too high, contents not pre-cooled.	Minimize door openings. Operate in a cooler environment if possible. Pre-cool contents before placing them in the unit.
Excessive noise	Unit not level, fan obstruction.	Place the unit on a flat, stable surface. Check for any obstructions around the fan.
App control issues	Bluetooth not connected, app not updated.	Ensure Bluetooth is enabled on your device and the refrigerator. Re-pair the device if necessary. Update the app to the latest version.

## SPECIFICATIONS

Feature	Detail
Model Info	CR04512
Item Weight	40.5 pounds
Product Dimensions	28 x 18.1 x 19.9 inches (D x W x H)
Capacity	45 Liters (approx. 48 Quart)
Voltage	12 Volts (DC), 110~240 Volts (AC)
Defrost System	Automatic
Number of Doors	2 (Dual Zone)
Special Feature	Portable, APP Control, Fast Cooling, Battery Protection
Noise Level	45dB

## OFFICIAL PRODUCT VIDEOS

Watch these official videos from BougeRV for more insights into the product's features and usage.

### Set off! Start a road trips with BougeRV REFRIGERATOR!

Your browser does not support the video tag.

This video showcases the BougeRV refrigerator in action during a road trip, highlighting its portability and convenience for outdoor adventures.

### BougeRV 12 Volt Car Refrigerator Dual Zone

Your browser does not support the video tag.

An overview video demonstrating the features and benefits of the BougeRV 12 Volt Car Refrigerator with dual zone capabilities.

### BougeRV Dual Zone Refrigerator

Your browser does not support the video tag.

This video provides a closer look at the dual zone functionality and design of the BougeRV portable refrigerator.

### Dual Zone Refrigerator for Outdoor Living

Your browser does not support the video tag.

Explore how the BougeRV dual zone refrigerator enhances outdoor living and camping experiences.

### Outdoor Cooking with Dual Zone Refrigerator and Flash 300

Your browser does not support the video tag.

This video demonstrates the use of the BougeRV dual zone refrigerator in an outdoor cooking setup, paired with a Flash 300 power station.

## WARRANTY AND SUPPORT

BougeRV provides **ONE-ON-ONE friendly 2-year tech support** for this product. If you have any questions or require assistance, please reach out to BougeRV customer service.

For support, visit the official BougeRV website or contact their customer service channels as listed in the original

product packaging or on their website.