

SOULION R30

SOULION R30 Computer Speakers User Manual

Model: R30

PRODUCT OVERVIEW

The SOULION R30 Computer Speakers are designed to provide clear and powerful audio for your desktop, laptop, or other compatible devices. Featuring a compact soundbar design with colorful LED lights, these speakers offer an immersive audio experience while saving desk space. The fabric finish provides a comfortable and stylish touch.



Image: The SOULION R30 soundbar speaker in white, shown with its USB power cable and 3.5mm AUX audio cable. The speaker features colorful LED lighting on its ends and a volume knob.

KEY FEATURES

- **Clear & Powerful Sound:** Equipped with 2 full-range speakers and exclusive booster technology for stunning, crisp, and mesmerizing audio.
- **Easy Control & Connect:** Simple plug-and-play setup with USB for power and 3.5mm jack for audio. Features a rotary knob for volume control and a dedicated button for LED light control.
- **Slanted Design:** A 30-degree micro-inclined design optimizes sound projection, while the breathable fabric exterior prevents dust accumulation and offers a comfortable tactile experience.
- **Brilliant Light Effects:** Integrated LED rainbow lights on both sides enhance the ambiance for music listening or movie watching.
- **Wide Compatibility:** Supports most devices with a standard 3.5mm jack, including PCs, laptops, tablets, and smartphones. Requires USB power.

Clearly & Powerful Sound

2 Full Range Speaker

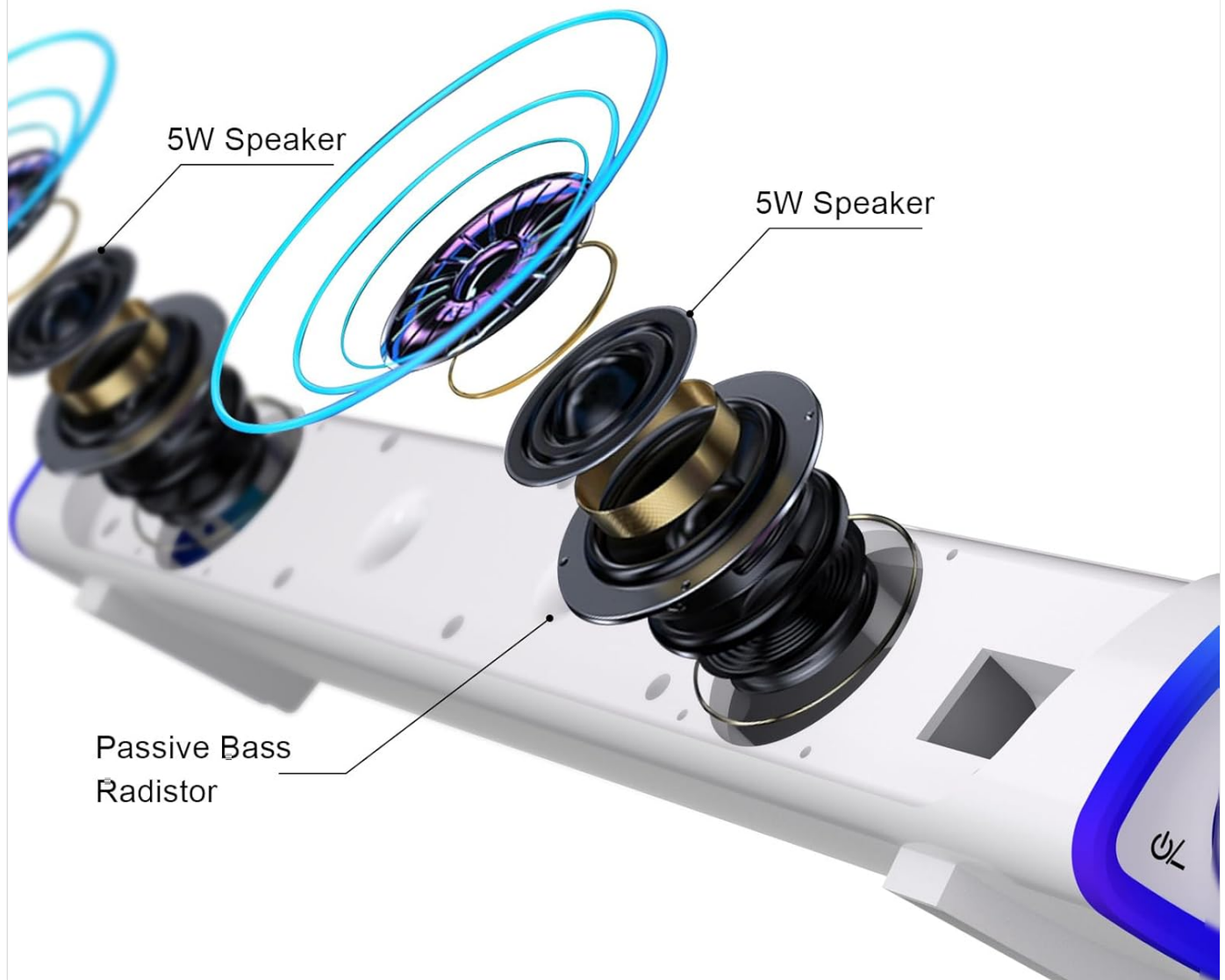


Image: An exploded view diagram illustrating the internal components of the SOULION R30 speaker, highlighting the two 5W full-range speakers and a passive bass radiator, emphasizing its sound capabilities.

Soft & Delicate Fabric

There is a layer of breathable cloth on the outside of the speaker to avoid the dust. The material of the whole soundbar provides a comfortable and slippery touch



Image: A close-up view of the soft, delicate fabric covering the SOULION R30 speaker, designed to prevent dust and provide a pleasant tactile feel.

PACKAGE CONTENTS

The SOULION R30 Computer Speakers package includes:

- SOULION R30 Soundbar Speaker
- 3.5mm Audio Cable (integrated)
- USB Power Cable (integrated)

SETUP INSTRUCTIONS

General Connection

1. Plug the USB connector into an available USB port on your computer or power adapter for power.
2. Plug the 3.5mm audio connector into the headphone jack or audio output port on your computer, laptop, tablet, or smartphone.

Troubleshooting

Do not work/No sound

1. Be sure do not plug with two devices as the audio output on computer at the same time.
2. Be sure choose "R30" as audio output on your device.
3. Be sure computer & R30 speaker both volume up and try to be MAX.
4. Try to plug the 3.5mm & USB jack at the back of computer host port.
5. Try to connect with other devices works or not.

Image: The SOULION R30 speaker connected to a laptop, illustrating the USB cable plugged into a USB port for power and the 3.5mm AUX cable plugged into the audio jack for sound input.

Windows Setup

After connecting the cables, you may need to select the SOULION R30 as your default audio output device:

1. Click the **Speaker icon** in your system tray (usually bottom-right corner of the screen).
2. From the list of audio output devices, choose "**R30**" or "**Realtek High Definition Audio**" (or similar, depending on your system's audio driver).
3. Alternatively, navigate to **Control Panel / System Preferences > Sound Settings** and select the correct speaker as audio output, then save changes.

How to Setup: Windows

1. Plug the USB connector into USB side ports on computers;
2. Plug the 3.5mm connector into headphone jack on computers;
3. Fix the setting:
 - ① Speaker icon - choose correct speaker as audio output
 - ② control panel/system preference - sound setting - choose correct speaker as audio output - save changes.



Image: A screenshot demonstrating how to select the SOULION R30 speaker as the audio output device in Windows, showing the speaker icon and the "Choose Output Device" menu.

Mac Setup

After connecting the cables, you may need to select the SOULION R30 as your default audio output device:

1. Go to **System Preferences > Sound**.
2. In the **Output** tab, select "**USB**" or "**Realtek High Definition Audio**" (or similar, depending on your system's audio driver) as your sound output device.

How to Setup: Mac

- 1.Plug the USB connector into USB side ports on computers;
- 2.Plug the 3.5mm connector into headphone jack on computers;
- 3.Fix the setting: control panel/system preference - sound setting - choose correct speaker as audio output - save changes.

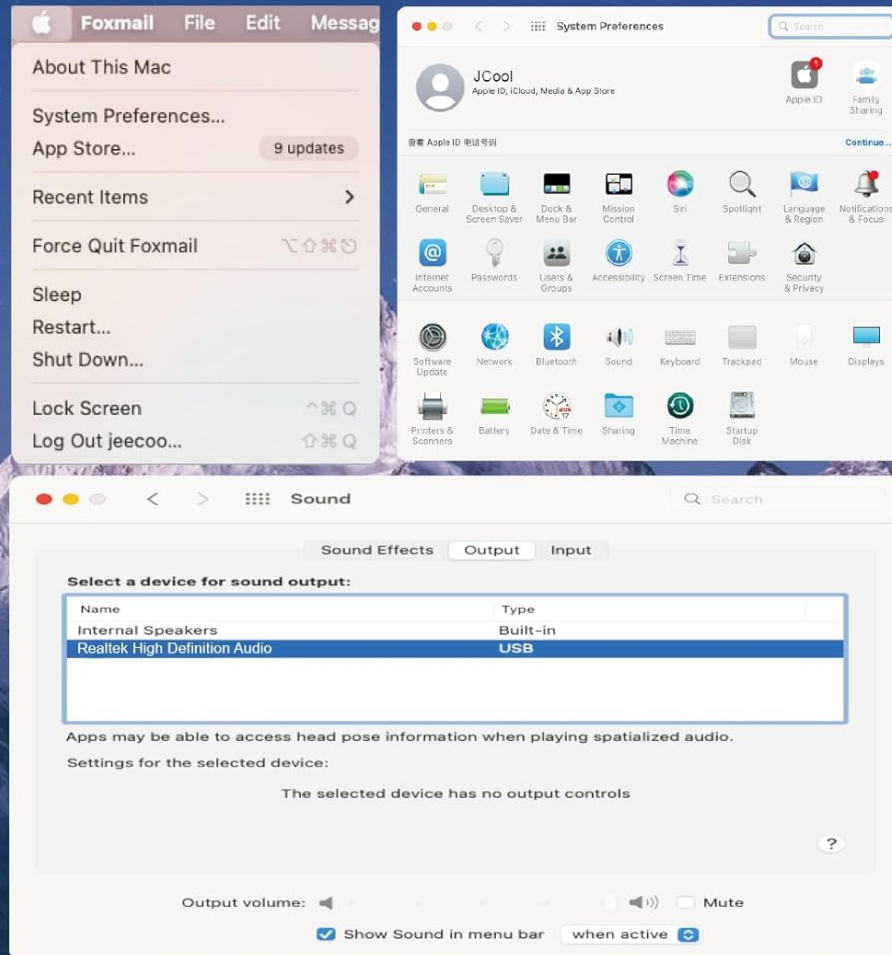


Image: A screenshot illustrating how to select the SOULION R30 speaker as the audio output device in macOS, showing the Sound preferences panel with the Output tab selected and "USB" highlighted.

OPERATING INSTRUCTIONS

Volume Control

The large knob on the right side of the speaker controls the volume. Rotate the knob clockwise to increase volume and counter-clockwise to decrease volume.

LED Light Control

A small switch button located behind the volume knob allows you to turn the LED lights ON or OFF.

Easy Control and Connect

Just plug in the USB port for power and 3.5mm jack for audio

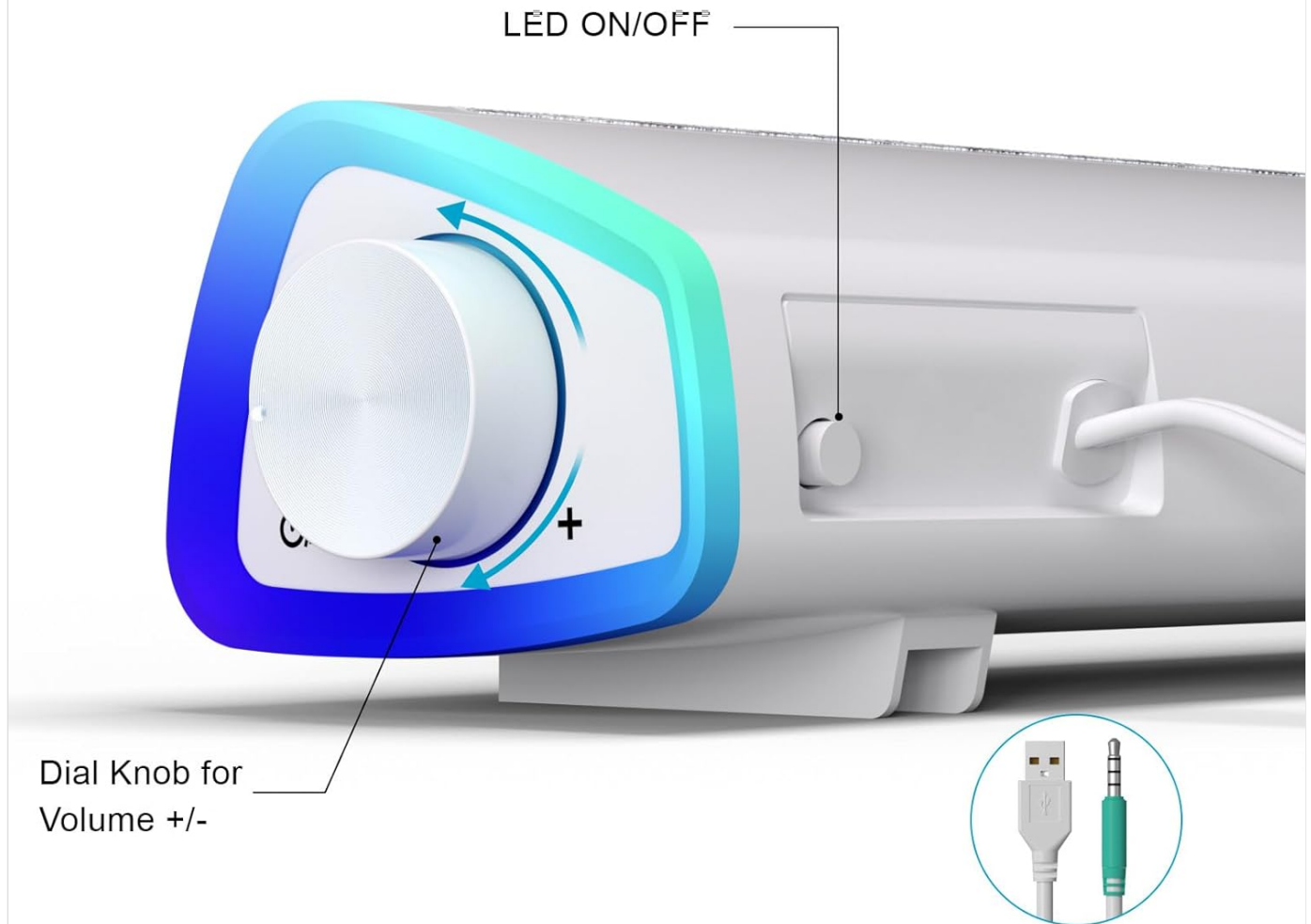


Image: A detailed view of the SOULION R30 speaker's controls, showing the large dial knob for volume adjustment and the small button for turning the LED lights on or off.

TROUBLESHOOTING

No Sound / Speaker Not Working

1. Ensure you are not attempting to use two audio output devices simultaneously on your computer.
2. Verify that "R30" is selected as the correct audio output device in your device's sound settings.
3. Confirm that both your computer's volume and the R30 speaker's volume knob are turned up, ideally to maximum for testing.
4. Try plugging the 3.5mm audio jack and USB power cable into different ports, especially the rear ports of a desktop computer.
5. Test the speaker with another device (e.g., a smartphone or another computer) to determine if the issue is with the speaker or the original device.




Image: A scenic mountain landscape image, serving as a visual background for the troubleshooting section.

SPECIFICATIONS

Attribute	Detail
Model Name	R30-WH
Speaker Type	Soundbar
Connectivity Technology	Auxiliary, USB
Power Source	Corded Electric (USB Powered)
Input Voltage	5 Volts
Speaker Maximum Output Power	3 Watts
Frequency Response	60 Hz
Product Dimensions	16"D x 3.5"W x 3"H
Item Weight	1.4 Pounds
Material	Composite (with Fabric Design)
Color	White
Special Features	Fabric Design, LED Light, Lightweight, USB Port
Compatible Devices	Laptop, Smartphone, Tablet, MP3 Player

WARRANTY AND SUPPORT

The SOULION R30 Computer Speakers come with an extended warranty. For warranty claims, technical support, or any inquiries regarding your product, please contact SOULION customer service through their official website or the retailer where the product was purchased.

Please visit the official SOULION store for more information:[SOULION Store](#)

Documents - SOULION – R30

[\[pdf\]](#) Confidentiality Request Letter

PowerPoint Presentation YUK LING ANNA LEE EDIFIER MF200 Deck Farnell Jan 13 2023 · Materials of the speaker provide a comfortable feel and touch GREAT SOUND QUALITY 4W Enjoy high quality crisp mesmerizing 4127841 farnell datasheets |||

EDIFIER MF200 Deck Version 2.8 2023/01/13 Corporate Confidential

www.edifier.com EDIFIER Produ ... ry for 6hrs NIL NIL Aluminum extrusion housing Plastic housing Corporate Confidential Soulion **R30** Philips SPA520S 25.99 NIL 3W 3W USB-A Soundcard / 3.5mm aux / RCA USB-A 5V RGB LED effects ...

lang:en score:16 filesize: 1.4 M page_count: 9 document date: 2023-01-13



[\[pdf\]](#)

R30 Plus USB 86182 Double click the button to switch Bluetooth mode name connect it and pair Email support@soulion.net facebook Soulion fans @ C1CjrUPUfNL m media amazon images I |||

lang:en score:13 filesize: 4.45 M page_count: 1 document date: 2025-04-27



[SOULION R90 Bluetooth Soundbar User Guide](#)

Learn how to set up and use the SOULION R90 Bluetooth soundbar for your PC, laptop, or mobile devices. This guide covers AUX and Bluetooth modes, features, and customer support.

lang:en score:7 filesize: 7.85 M page_count: 1 document date: 2025-06-13

