

## Fastrack NT3287KM04

# Fastrack Tick Tock Quartz Multifunction Watch NT3287KM04 User Manual

Model: NT3287KM04

## 1. INTRODUCTION

---

This manual provides essential instructions for the setup, operation, and maintenance of your Fastrack Tick Tock Quartz Multifunction Watch, Model NT3287KM04. Please read this manual thoroughly to ensure proper use and longevity of your timepiece.



Figure 1: Front view of the Fastrack Tick Tock Quartz Multifunction Watch.

## 2. SETUP AND INITIAL ADJUSTMENT

---

### 2.1 Setting the Time

1. Pull the crown (B) out to the second click position. The second hand will stop.
2. Turn the crown (B) to set the hour and minute hands to the desired time.
3. Push the crown (B) back to the normal position. The second hand will resume movement.



Figure 2: Side view illustrating the crown and pushers for adjustments.

## 2.2 Setting the Date and Multifunction Dials

Your watch features multiple sub-dials for additional functions. These typically include a 24-hour indicator, day of the week, and date display. Specific adjustment methods may vary slightly, but generally follow these steps:

1. Pull the crown (B) out to the first click position.
2. Turn the crown (B) in one direction to adjust the date. Turn in the opposite direction to adjust the day of the week.
3. If your watch has a 24-hour sub-dial, it usually synchronizes with the main hour hand and does not require separate adjustment.
4. Push the crown (B) back to the normal position once all settings are correct.

## 2.3 Adjusting the Metal Strap

The metal strap can be adjusted by adding or removing links. This procedure typically requires specialized tools and is best performed by a qualified watch technician or jeweler to avoid damage.

## 3. OPERATING THE WATCH

---

### 3.1 Time Display

The main hands display hours, minutes, and seconds. The watch operates on a quartz movement, ensuring accurate timekeeping.

### 3.2 Multifunction Dials

The sub-dials provide additional information:

- **Date Sub-dial:** Displays the current day of the month.
- **Day of the Week Sub-dial:** Indicates the current day of the week.
- **24-Hour Sub-dial:** Shows the current time in a 24-hour format, synchronized with the main hour hand.

Some models may feature chronograph functionality. If present, the pushers (A and C) on the side of the watch are used to start, stop, and reset the chronograph. Refer to specific chronograph instructions if applicable to your model.

## 4. MAINTENANCE

---

### 4.1 Cleaning

Wipe the watch regularly with a soft, dry cloth to remove dust and dirt. For the metal strap, a slightly damp cloth can be used, followed by immediate drying. Avoid using harsh chemicals or abrasive materials.

### 4.2 Water Resistance

Your Fastrack Tick Tock watch is rated for 50 meters (5 ATM) water resistance. This means it is suitable for everyday use, including showering and swimming in shallow water. However, it is **not** suitable for diving or high-impact water sports. Do not operate the crown or pushers when the watch is wet or submerged.



Figure 3: Rear view of the watch, indicating 50M water resistance.

### 4.3 Battery Replacement

The watch is powered by a Lithium Polymer battery. When the battery runs low, the watch may stop or the second hand may jump in irregular intervals. Battery replacement should be performed by a qualified watch technician to ensure proper sealing and maintain water resistance.

## 5. TROUBLESHOOTING

---

- **Watch Not Running:** Check if the crown is pushed in completely. If the watch still does not run, the battery may need replacement.
- **Incorrect Time/Date:** Refer to Section 2.1 and 2.2 for instructions on setting the time and date. Ensure the crown is fully pushed in after adjustment.
- **Condensation Under Crystal:** This may indicate a loss of water resistance. Avoid further contact with water and have the watch inspected by a professional.

## 6. SPECIFICATIONS

---




Feature	Specification
Brand	Fastrack
Model Number	NT3287KM04
Movement	Quartz
Display Type	Analog
Case Material	Metal
Strap Material	Metal
Water Resistance	50 Meters (5 ATM)
Power Source	Battery Powered (Lithium Polymer)
Product Dimensions	14 x 10 x 7 cm
Item Weight	300 g




## 7. WARRANTY AND SUPPORT

Your Fastrack Tick Tock Quartz Multifunction Watch is covered by a manufacturer's warranty. For specific warranty terms and conditions, please refer to the warranty card included with your purchase or visit the official Fastrack website.

For technical support, service, or any inquiries regarding your watch, please contact Fastrack customer service. Contact details can typically be found on the Fastrack website or your purchase documentation.

### Related Documents - NT3287KM04

	<p><a href="#">OY22E Smart Watch User Manual: Setup, Features, and Safety</a></p> <p>Comprehensive user manual for the OY22E Smart Watch by Fastrack. Learn how to set up, pair, use features like Bluetooth calls, health tracking, and understand safety guidelines and specifications.</p>
	<p><a href="#">Fastrack S06 Smartwatch User Manual</a></p> <p>Comprehensive user manual for the Fastrack S06 Smartwatch, covering setup, features, maintenance, and safety information.</p>
	<p><a href="#">Fastrack Reflex Play Smartwatch User Manual: Setup, Features, and Troubleshooting</a></p> <p>Comprehensive user manual for the Fastrack Reflex Play smartwatch, covering setup, app connection, features like fitness tracking, heart rate monitoring, notifications, and troubleshooting guides.</p>

 <p>User Manual of Product 1: Fastrack Reflex Beat+ Smartwatch (1) 1.0 (1) 1.0 Display (1) 1.0 (1) 1.0 (1) 1.0 (1) 1.0 Smartwatch (1) 1.0 (1) 1.0 (1) 1.0 (1) 1.0 Control (1) 1.0 (1) 1.0 (1) 1.0 (1) 1.0</p>	<p><a href="#">Fastrack Reflex Beat+ Smartwatch User Manual: Features, Pairing &amp; Setup</a></p> <p>Comprehensive user manual for the Fastrack Reflex Beat+ Smartwatch. Learn about its features, app installation, watch pairing, health tracking, and technical specifications.</p>
	<p><a href="#">Fastrack FPods FT7 Truly Wireless Earpods Quick Start Guide</a></p> <p>Get started with your Fastrack FPods FT7 Truly Wireless Earpods. This guide covers setup, controls, features like 3C NitroFast Charge, Quad Mic ENC, and low latency gaming mode.</p>
	<p><a href="#">Fastrack FPods FZ100 Truly Wireless Earbuds Quick Start Guide</a></p> <p>Learn how to set up, use, and care for your Fastrack FPods FZ100 Truly Wireless Earbuds. This guide covers pairing, controls, features like gaming mode and voice assistant, charging, and specifications.</p>