

Aune AR5000

Aune AR5000 Full-Size Open-Back Headphones User Manual

Model: AR5000 | Brand: Aune

INTRODUCTION

Welcome to the Aune AR5000 Full-Size Open-Back Headphones user manual. The Aune AR5000 headphones are designed to deliver an exceptional audio experience with their innovative MLD (Multi-Layer Distributed) driver and meticulously engineered acoustic structure. This manual provides detailed instructions for setting up, operating, maintaining, and troubleshooting your AR5000 headphones to ensure optimal performance and longevity.



Image: Aune AR5000 Full-Size Open-Back Headphones, showcasing their elegant design and open-back grilles.

SAFETY INFORMATION

- Avoid prolonged listening at high volume levels to prevent hearing damage.
- Do not expose the headphones to extreme temperatures, humidity, or liquids.
- Keep the headphones away from strong magnetic fields.
- Do not attempt to disassemble or modify the headphones. This will void the warranty.
- Clean only with a soft, dry cloth. Avoid using harsh chemicals or abrasive materials.
- Ensure the cable is securely connected to prevent accidental disconnections.

PACKAGE CONTENTS

Please check the package contents upon unboxing to ensure all items are present:

- Aune AR5000 Full-Size Open-Back Headphones
- 1.5m OFC Detachable Headphone Cable (3.5mm TRS)
- 6.35mm to 3.5mm Adapter
- Quick Start Guide

SETUP

1. **Unpacking:** Carefully remove the headphones and accessories from their packaging.
2. **Connecting the Cable:** The AR5000 features a detachable 3.5mm TRS cable.
 - Identify the left (L) and right (R) connectors on the cable and the corresponding ports on the headphones.
 - Gently insert each 3.5mm connector into the headphone's input jacks until they click securely into place.

Soundstage Wide, Deep and Immersive

The large-tilt-angle driver panel, optimized through computer-aided design, together with the earcup designed with also a tilt - the bold acoustic structure enhances spatial perception. Compared to regular headphones with horizontal or slightly angled drivers, the AR5000 offer significantly improved vertical soundstage and imaging quality. The open grid design on the earcup shell, combined with side vents, precisely balances the diffusion of airflow at the rear of the driver, further expanding the naturalness and openness of the sound.



Image: Aune AR5000 headphones with the detachable 3.5mm cable connected to the earcups.

3. Connecting to Audio Source:

- For devices with a 3.5mm headphone jack (e.g., portable music players, smartphones, laptops), connect the 3.5mm end of the cable directly.
- For devices with a 6.35mm (1/4 inch) headphone jack (e.g., desktop amplifiers, audio interfaces), attach the included 6.35mm adapter to the 3.5mm end of the cable, then connect to your audio source.



Image: Aune AR5000 headphones connected to a desktop audio setup, demonstrating compatibility with various devices.

OPERATING INSTRUCTIONS

Wearing the Headphones

The Aune AR5000 features an innovative "concentric circle" wearing adjustment system and a lightweight design for optimal comfort.

1. **Adjusting the Headband:** Gently slide the earcups up or down along the headband to find a comfortable fit that positions the earcups over your ears. The headband's curvature is designed to fit various head shapes without pressure.
2. **Earcup Placement:** Ensure the breathable acoustic slow-rebound sponge earcups fully cover your ears for the best sound isolation and comfort during extended listening sessions.

Powerful and Deep Bass Grand and Majestic Presence

Detachable Cable Design



Image: A person comfortably wearing the Aune AR5000 headphones, highlighting their ergonomic design.

Audio Playback

Once connected to your audio source, begin playback. Adjust the volume on your audio source to a comfortable listening level. The AR5000's low impedance (28 ohms) allows it to be driven effectively by a wide range of devices, from portable players to desktop amplifiers.

Your browser does not support the video tag.

Video: An official overview of the Aune AR5000 Full-Size Open-Back Headphones, demonstrating key features and design elements.

MAINTENANCE

Cleaning

- Use a soft, dry, lint-free cloth to wipe down the earcups and headband.
- For the earpads, gently wipe with a slightly damp cloth if necessary, then dry immediately. Do not saturate.
- Avoid using alcohol, solvents, or abrasive cleaners, as these can damage the finish and materials.

Storage

- When not in use, store the headphones in a clean, dry place, preferably in their original packaging or a protective case.
- Avoid placing heavy objects on top of the headphones.
- Detaching the cable when storing can help prevent cable damage and tangling.

AR5000 Specifications

Driver: 50mm dynamic open

Frequency Range: 5-41800Hz

Nominal Impedance: 28 Ohms

Sensitivity at 1kHz/1Vrms: 108dB SPL

THD at 1kHz and 100 dB SPL: < 0.03%

Cable: 1.5m OFC detachable:1.5m OFC detachable

Headphones Net Weight: ≈350g

Gross Weight: ≈1.25kg

Box Dimensions: 224*238*122(mm)

Accessories: Quick start guide, 6.35mm to 3.5mm adapter,
3.5mm headphone cable (original)

Image: A pair of Aune AR5000 replacement earpads, illustrating the removable and replaceable nature of the earcups for maintenance.

TROUBLESHOOTING

Problem	Possible Cause	Solution
No sound or low volume	<ul style="list-style-type: none">◦ Cable not fully connected.◦ Audio source volume too low or muted.◦ Incorrect audio output selected on device.	<ul style="list-style-type: none">◦ Ensure cable is securely plugged into both headphones and audio source.◦ Increase volume on your audio source.◦ Check your device's audio settings and select the correct output.

Problem	Possible Cause	Solution
Distorted sound	<ul style="list-style-type: none">◦ Volume too high.◦ Poor audio file quality.◦ Damaged cable.	<ul style="list-style-type: none">◦ Reduce volume.◦ Try a different audio file or source.◦ Inspect the cable for damage; try a different cable if available.
Headphones feel uncomfortable	<ul style="list-style-type: none">◦ Improper headband adjustment.◦ Earpads not positioned correctly.	<ul style="list-style-type: none">◦ Adjust the headband and earcups for a better fit.◦ Ensure earcups fully enclose your ears.

SPECIFICATIONS

Feature	Detail
Model Name	aune AR5000
Driver Type	50mm MLD Dynamic Driver
Headphone Type	Full-Size Open-Back, Over-Ear
Impedance	28 Ohms
Frequency Range	20Hz~40kHz
Sensitivity	108 dB/mW
Connectivity	Wired, Detachable 3.5mm TRS Cable
Weight	Approximately 12.3 ounces (350g)
Color	Champagne Gold



Image: An exploded view illustrating the components of the Aune AR5000's Multi-Layer Distributed (MLD) driver, emphasizing its innovative structure.


WARRANTY AND SUPPORT






Aune products are designed for reliability and performance. For warranty information and technical support, please refer to the following:

- **Warranty Period:** All Aune products come with a 2-year after-sales service.
- **Contact Support:** If you encounter any issues with your headphones, please contact Aune customer support through the Amazon platform or visit the official Aune website for assistance. Aune has an after-sales center in California for repairs.
- **Online Resources:** For additional information, FAQs, and product updates, visit the official Aune Store on Amazon:[Aune Official Store](#).

© 2024 Aune. All rights reserved.

Related Documents - AR5000

	<p>Aune S10N Network Music Player User Manual - Features, Specifications, and Connections</p> <p>Comprehensive user manual for the aune S10N Network Music Player. Learn about its features, specifications, connections, remote control, settings, and streaming capabilities.</p>
---	---

	<p>Aune M1p Portable Music Player User Manual</p> <p>Comprehensive user manual for the Aune M1p portable music player, detailing its specifications, operations, settings, and connectivity features. Learn how to use your M1p for an excellent HiFi experience.</p>
	<p>aune M1p Portable Music Player User Manual - Features, Specs, and Operation</p> <p>Comprehensive user manual for the aune M1p portable music player. Learn about its features, specifications, operations, settings, and connection options for this high-quality HiFi audio device.</p>
	<p>Aune S9c Pro User Manual: DAC and Headphone Amplifier Guide</p> <p>Comprehensive user manual for the Aune S9c Pro, a high-fidelity DAC and headphone amplifier. Learn about its features, specifications, front and rear panel layout, and operational modes including USB DAC, digital transport pairing, headphone amplification, external clock input, and Bluetooth connectivity.</p>
	<p>Aune S17 Fully-Discrete Class-A Fully-Balanced Headphone Amplifier User Manual</p> <p>User manual for the Aune S17, a flagship fully discrete Class-A fully balanced headphone amplifier. Details features, specifications, operation, and safety information for audio enthusiasts.</p>
	<p>Aune X8 XVIII 18th Anniversary Edition DAC User Manual</p> <p>User manual for the Aune X8 XVIII 18th Anniversary Edition DAC, detailing its features, specifications, operations via USB, Coaxial, Optical, and Bluetooth, and balanced output.</p>