

Kingone Universal Stylus

KINGONE Universal Stylus Instruction Manual

Model: Universal Stylus

1. INTRODUCTION

Thank you for choosing the KINGONE Universal Stylus. This stylus is designed to provide a precise and natural writing and drawing experience across a wide range of touchscreen devices. Please read this manual carefully to ensure proper use and optimal performance of your stylus.

2. PACKAGE CONTENTS

Upon opening your KINGONE Universal Stylus package, you should find the following items:

- 1 x KINGONE Universal Active Capacitive Pen
- 1 x User Manual
- 4 x Replacement Nibs (2*POM Nibs, 1*Conductive Fiber Cap, 1*Active Stylus Pen Cap)
- 1 x USB Type-C Charging Cable



Image: The package contents, showing the stylus, charging cable, various nibs, and the user manual.

3. SETUP AND INITIAL USE

3.1 Charging the Stylus

Before first use, fully charge your KINGONE Universal Stylus. Connect the provided USB Type-C charging cable to the stylus's charging port and to a compatible USB power source. The LED indicators will show the charging status.

- **Charging Time:** Approximately 15 minutes for a full charge.
- **Usage Time:** Up to 10 hours of continuous use on a full charge.
- **Auto-Sleep:** The stylus will automatically enter sleep mode after 5 minutes of inactivity to conserve battery.



Image: The stylus connected to a Type-C charging cable, illustrating its fast charging feature.

3.2 Powering On/Off

The KINGONE Universal Stylus features an anti-touch ON/OFF switch. Simply touch the top of the stylus to power it on or off. No Bluetooth pairing is required for operation.

3.3 Battery Level Indicator

The stylus is equipped with three LED lights to indicate the battery level:

State	LED Indication	Battery Level / Charge Power
Working State	A Light Flashes	Below 5%
	A Light On	5% - 30%
	A B Lights On	30% - 70%
	A B C Lights On	70% - 100%
Charging State	A Light Flashes	5% - 30%
	A B Light On, C Light Off	30% - 70%
	A B C Light On	70% - 99%
Fully Charged	A B C Light On	100%

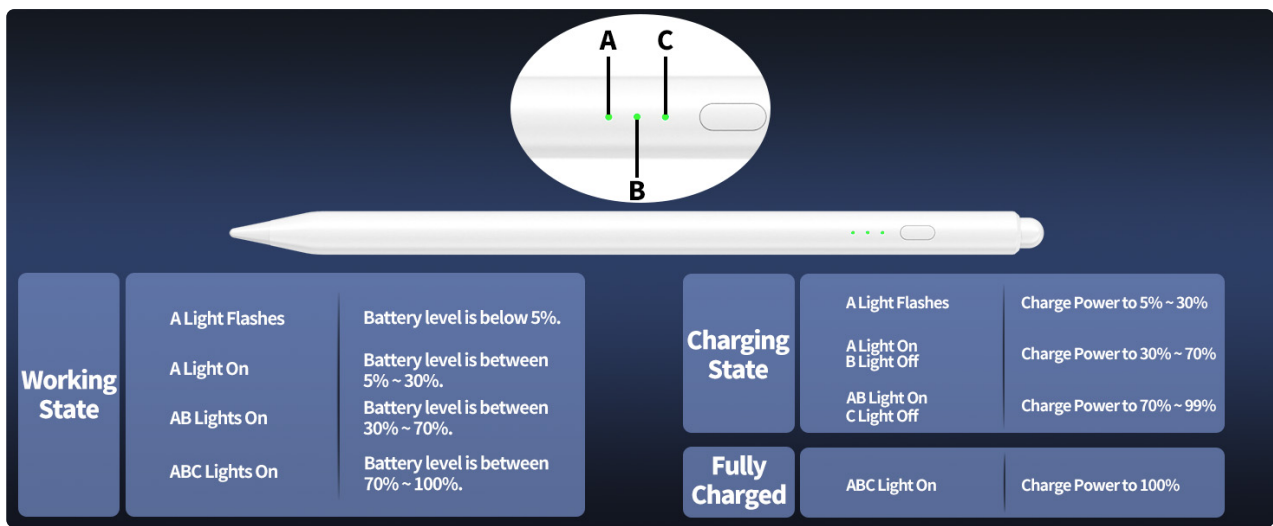


Image: Detailed explanation of the LED indicators for battery status.

4. OPERATING INSTRUCTIONS

4.1 Using the Active Stylus Pen Cap (POM Nib)

The active stylus pen cap, featuring a 1mm POM nib, is designed for precise writing, drawing, and detailed tasks. It offers an ultra-high accuracy experience with no delays or interruptions, mimicking the feel of writing on paper.

- Ensure the stylus is powered on.
- Simply touch the POM nib to your device's screen to interact.
- The stylus supports palm rejection, allowing you to rest your hand on the screen naturally while writing or drawing.

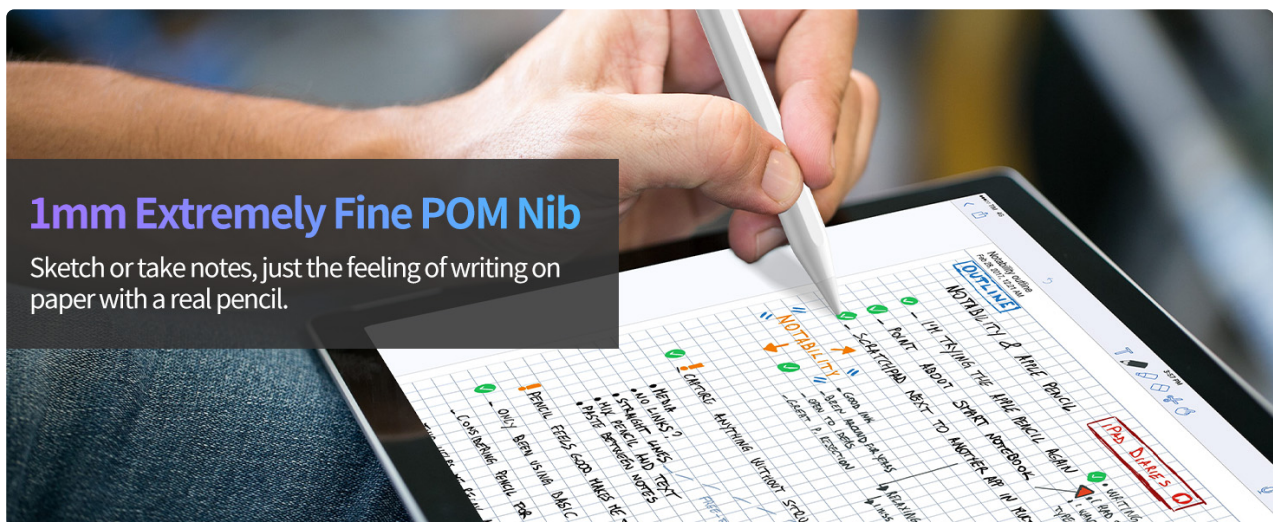


Image: The 1mm POM nib in action, providing a precise writing experience on a tablet.



Removable Active Stylus Pen Cap

No need to charge, just take out and use, no more losing your inspiration!

Image: The removable active stylus pen cap in use, emphasizing its readiness for immediate use.

4.2 Using the Removable Conductive Fiber Cap

The conductive fiber cap is an alternative nib that does not require charging or powering on. It can be used on any device at any time, providing a convenient option for quick interactions or when the main active nib is not charged.

- Simply attach the conductive fiber cap to the stylus.
- Use it directly on your touchscreen device. No power is needed for this cap.



Removable Conductive Fiber Cap

No need for charging or ON/OFF operation, avoiding the battery drain dilemma!

Image: The removable conductive fiber cap in use on a smartphone, highlighting its no-charge operation.

4.3 Magnetic Adsorption Function

The KINGONE Universal Stylus features a magnetic function, allowing it to conveniently attach to the side of compatible tablets for easy storage and portability. This is ideal for business trips, meetings, or everyday use.

- Simply place the stylus against the magnetic edge of your compatible tablet.
- **Note:** This magnetic attachment is for storage only; wireless charging is not supported.



Image: The stylus demonstrating its magnetic attachment feature on a tablet.

5. COMPATIBILITY

The KINGONE Universal Stylus is designed for broad compatibility with various touchscreen devices, including:

- iOS devices (iPhone, iPad)
- Android tablets and smartphones (e.g., Xiaomi Pad, Samsung, Redmi, OnePlus)
- Other tablets and smartphones running iOS or Android.

It works across multiple devices simultaneously without the need for Bluetooth connection.



Image: A display of multiple devices (tablets and smartphones) demonstrating the stylus's wide compatibility.

6. NIB REPLACEMENT

The KINGONE Universal Stylus comes with different types of nibs to suit various writing styles and needs. Replacing a nib is a simple process:


- Gently pull the existing nib straight out from the stylus tip.

- Select the desired replacement nib (POM nib or conductive fiber cap).
- Carefully insert the new nib straight into the stylus tip until it is securely in place.

Groundbreaking Design! Additional two types of nibs have been added

Active Stylus Pen Cap and Conductive Fiber Cap do not require charging you can use them on any device at any time.

Removable Active Stylus Pen Cap



Removable Conductive Fiber Cap




Image: The stylus displaying its two main types of removable nibs for different uses.

7. MAINTENANCE

To ensure the longevity and optimal performance of your KINGONE Universal Stylus, follow these maintenance guidelines:

- **Cleaning:** Wipe the stylus body with a soft, dry, lint-free cloth. Avoid using harsh chemicals or abrasive materials.
- **Nib Care:** Keep the nibs clean and free from dust or debris. Replace worn-out nibs promptly to maintain precision.
- **Storage:** Store the stylus in a cool, dry place. Utilize its magnetic adsorption feature to attach it to a compatible tablet for secure storage when not in use.
- **Avoid Extreme Conditions:** Do not expose the stylus to extreme temperatures, direct sunlight, or high humidity.

8. TROUBLESHOOTING

If you encounter issues with your KINGONE Universal Stylus, refer to the following common problems and solutions:

Problem	Possible Cause	Solution
Stylus not responding	Battery is low or depleted. Stylus is off.	Charge the stylus fully. Ensure the stylus is powered on by touching the top.
Inaccurate or delayed response	Worn-out nib. Screen protector interference. Device compatibility issue.	Replace the nib. Ensure your screen protector is stylus-friendly. Verify device compatibility (refer to Section 5).
Palm rejection not working	Some older devices or specific apps may not fully support palm rejection.	Ensure your device and application support palm rejection. Adjust your hand position if necessary.
Stylus not magnetically attaching	Your device may not have magnetic adsorption capabilities.	The magnetic feature is for compatible devices only. This does not affect stylus functionality.

Most Powerful Universal Pencil Ever

KINGONE



VS

Other



Ultra-high accuracy,
no delays or interruptions

Three types of nibs for
different writing styles

Conductive fiber nib does not
require recharging and can be
used even when batteries run out

10 hours of continuous use
with 15 minutes of quick full charge

3 LEDs to check the
battery level at a glance

Upgraded Gloves Prevent
Misuse of Palm

Poor response, delays,
and interruptions

Thick nibs make writing difficult

Requires recharging and is
subject to running out of power

5 hours of continuous
use with 2 hours of charging

1 LED to check the
battery level, unclear

Misoperation prevention
gloves do not work

Image: A comparison chart illustrating the advantages of the KINGONE stylus, which can aid in troubleshooting by highlighting expected performance.

9. SPECIFICATIONS

Detailed technical specifications for the KINGONE Universal Stylus:

Feature	Specification
Brand	Kingone
Compatible Devices	Tablet, iPhone, iPad, Android Smartphones
Item Weight	13 grams
Material	Rubber (nib material not specified, but POM is mentioned for active nib)
Battery Type	Lithium (internal)
Charging Port	USB Type-C
Charging Time	Approx. 15 minutes for full charge
Continuous Use Time	Approx. 10 hours
Auto-Sleep Function	After 5 minutes of inactivity
Nibs Included	Active Stylus Pen Cap (POM Nib), Conductive Fiber Cap
Special Features	Magnetic Adsorption, Anti-touch ON/OFF Switch, Palm Rejection

10. WARRANTY AND SUPPORT

For warranty information and customer support, please refer to the documentation included with your purchase or contact KINGONE customer service through the retailer where the product was purchased. Keep your proof of purchase for warranty claims.