



Manuals.plus /

› Gizoon /

› Gizoon Farmhouse Sideboard Buffet Cabinet (42.5"W, Retro) - Instruction Manual

Gizoon Farmhouse Storage Cabinet

Gizoon Farmhouse Sideboard Buffet Cabinet (42.5"W, Retro)

Model: Farmhouse Storage Cabinet

Brand: Gizoon

INTRODUCTION

This manual provides detailed instructions for the assembly, operation, and maintenance of your Gizoon Farmhouse Sideboard Buffet Cabinet. Please read all instructions carefully before beginning assembly and retain this manual for future reference.

Key Features:

- **Spacious Storage:** Combines open and closed storage with a large tabletop, three drawers, and adjustable shelves.
- **Safety Features:** Includes an anti-tip device for stability and magnetic doors for smooth, quiet operation.
- **Versatile Use:** Suitable for various rooms including the kitchen, dining room, living room, or entryway.
- **Durable Construction:** Crafted from high-quality wood panels with sturdy metal handles.

SAFETY INFORMATION

To ensure safe use of your cabinet, please observe the following precautions:

- **Anti-Tipping Device:** Always install the provided anti-tipping device to securely anchor the cabinet to the wall. This prevents accidental tipping, especially important in households with children or pets.
- **Weight Limits:** Do not exceed the specified weight limits for the topboard (88 lbs), drawers (22 lbs each), and shelves (44 lbs each). Overloading can compromise stability and cause damage.
- **Placement:** Place the cabinet on a flat, stable surface. Avoid placing it in areas with high humidity or direct sunlight to prevent material degradation.
- **Assembly:** Follow all assembly instructions carefully. Ensure all fasteners are tightened securely.
- **Moving the Cabinet:** When moving the cabinet, empty all contents first. Lift the cabinet rather than dragging it to prevent damage to the legs or floor.

PACKAGE CONTENTS

Before assembly, verify that all components are present and undamaged. Refer to the parts list in your separate assembly guide for specific item codes and quantities. The package typically includes:

- Wood panels for the cabinet frame, top, shelves, and drawers.
- Hardware kit (screws, dowels, cam locks, drawer slides, handles, door hinges, magnetic catches, anti-tip kit).
- Assembly instructions.
- Screwdriver (included).









-  Ships in **1** box — all parts included
-  **Recommended:** 1-2 people | Avg. time: 1-2 hours
But time varies by experience
-  **Assembly Requirements:** Requires a screwdriver (included)
-  **For Efficiency:** Electric screwdriver can be used (not included)
-  **Tip:** Adequate workspace recommended, please take inventory of all components before you starting!
Wear gloves to prevent injury
-  Contact us for any assembly questions

Image: A person reviewing assembly instructions with cabinet parts and hardware laid out on the floor. This illustrates the typical contents and initial setup for assembly.

ASSEMBLY INSTRUCTIONS

Assembly is required for this cabinet. It is recommended for 1-2 people and typically takes 1-2 hours, though time may vary based on experience. A screwdriver is included, and an electric screwdriver can be used for efficiency (not included).

Please follow the detailed pictorial instructions provided in the separate assembly guide included with your product. Ensure you have adequate workspace and take inventory of all components before starting. Wearing gloves is recommended to prevent injury.

Assembly Tips:

- Identify all parts and hardware before starting.
- Do not overtighten screws to avoid damaging the wood.
- Ensure drawer rails are correctly oriented before installation.
- Pay attention to the placement of magnetic boards for door closure and pivot holes.
- Install the anti-tip device as the final step to secure the cabinet to a wall stud.

Your browser does not support the video tag.

Video: This video demonstrates the assembly process for the Gizoon Farmhouse Storage Cabinet with 3 Drawers, showing various components and steps involved in construction.

OPERATING INSTRUCTIONS

Your Gizoon Farmhouse Sideboard Buffet Cabinet is designed for versatile storage and display. Here's how to utilize its features:

Drawers:

- The three top drawers are ideal for storing smaller items such as cutlery, napkins, or office supplies.
- Pull the metal handles gently to open and push to close. The smooth sliding rails ensure easy operation.

Cabinet Doors and Shelves:

- The barn-style doors open to reveal spacious storage compartments.

- Each compartment features an adjustable shelf. To adjust, remove the shelf, reposition the shelf pins to the desired height, and reinsert the shelf. This allows customization for items of different sizes.
- The magnetic catches ensure the doors remain securely closed when not in use.



Image: A detailed view of the cabinet's top surface and an open drawer, highlighting its use as a coffee bar and for organized storage of small items.

Adjustable Shelf for Flexible Storage



Image: The cabinet with all doors open, illustrating the adjustable shelves within each compartment for flexible storage configurations.

Your browser does not support the video tag.

Video: This video showcases the Gizoon Farmhouse Sideboard, demonstrating its ample storage space, including the drawers and cabinet compartments, and its overall design.

MAINTENANCE

Proper care will extend the life and appearance of your cabinet:

- **Cleaning:** Wipe surfaces with a soft, damp cloth. Avoid harsh chemicals or abrasive cleaners, which can damage the finish.
- **Spills:** Clean spills immediately to prevent staining or water damage.
- **Dusting:** Regularly dust with a dry, soft cloth.
- **Hardware:** Periodically check and tighten any loose screws or hardware.
- **Avoid Extreme Conditions:** Keep the cabinet away from direct heat sources, extreme cold, and prolonged exposure to moisture.

TROUBLESHOOTING

If you encounter any issues with your cabinet, refer to the following common solutions:

Problem	Possible Cause	Solution
Cabinet is wobbly or unstable.	Uneven floor; loose fasteners; anti-tip device not installed.	Ensure the cabinet is on a level surface. Tighten all assembly fasteners. Install the anti-tip device as per instructions.
Drawers do not slide smoothly.	Drawer slides misaligned; debris in tracks; drawer overloaded.	Check that drawer slides are correctly installed and aligned. Clean any debris from the tracks. Reduce the weight in the drawer.
Doors do not close properly.	Hinges misaligned; magnetic catches misaligned or damaged.	Adjust door hinges. Check alignment of magnetic catches and ensure they are securely fastened.
Visible gaps between panels.	Loose fasteners; panels not fully seated during assembly.	Ensure all cam locks and screws are fully tightened. Disassemble and reassemble affected sections, ensuring panels are flush.

If you experience issues not covered here, please contact Gizoon customer support for assistance.

SPECIFICATIONS

Feature	Detail
Brand	Gizoon
Model Name	Farmhouse Storage Cabinet
Color	Retro
Product Dimensions	15.2"D x 42"W x 31.9"H
Item Weight	68.3 Pounds
Material	Wood
Top Material Type	Wood
Handle Material	Metal
Mounting Type	Freestanding
Number of Drawers	3
Number of Shelves	3 (adjustable)
Weight Limit (Topboard)	88 Pounds
Weight Limit (Drawers)	22 Pounds each
Weight Limit (Shelves)	44 Pounds each
Assembly Required	Yes
Special Feature	Anti-tipping device, Magnetic doors, Adjustable shelves

Product Size



Image: A detailed diagram illustrating the overall dimensions and internal measurements of the cabinet, drawers, and shelves.

WARRANTY AND SUPPORT

Gizoon is committed to providing quality products and customer satisfaction.

Returns:

This product is eligible for 30-day easy returns. Please refer to your purchase platform's return policy for detailed instructions.

Customer Support:

If you have any questions regarding assembly, missing parts, product defects, or general inquiries, please contact Gizoon customer service. Our team is ready to assist you.

Contact information can typically be found on the Gizoon store page or through your purchase platform.

