

## DECKED YF3

# DECKED Truck Bed Storage System Instruction Manual

Model: YF3 - Compatible with Ford Ranger (2019-2023) 5'

Brand: DECKED

## 1. INTRODUCTION

This manual provides detailed instructions for the installation, operation, and maintenance of your DECKED Truck Bed Storage System, Model YF3. This system is specifically designed for Ford Ranger models manufactured between 2019 and 2023 with a 5-foot bed length. The DECKED system offers secure, weatherproof storage and organization for your truck bed, while maintaining a flat, heavy-duty deck for additional cargo.



Image 1.1: DECKED Truck Bed Storage System installed in a Ford Ranger.

## 2. PRODUCT OVERVIEW AND FEATURES

---

The DECKED Drawer System is engineered to maximize storage volume and provide easy access to your equipment, tools, and valuables. It features a robust design that supports up to 1,000 lbs of cargo on its flat top deck, while offering secure, full bed-length drawers below.

### Key Features:

- **High Capacity:** Supports up to 1,000 lbs on the deck surface.
- **Secure Storage:** Drawers are protected by the truck's locking tailgate or an optional keyed lock accessory (not included).
- **Weatherproof Design:** Drawer seals are designed to protect contents from car washes, dust, and particulate. Closeout Panels minimize airborne particulates.
- **Durable Construction:** Manufactured from recycled High-Density Polyethylene (HDPE) co-molded to a galvanized steel sub-frame.
- **Made in USA:** Designed, engineered, and manufactured in the U.S.A.

### Included Accessories:

Your DECKED system comes with the following organizational accessories:

- One (1) Desert Tan D-co Case Sixer 16
- One (1) Desert Tan D-co Case Halfrack 32
- One (1) Desert Tan D-Co Bin 32
- Four (4) Stash Bins
- Four (4) D-Ring tie-downs

# ACCESSORIES INCLUDED

SIXER 16L

STASH BINS



Image 2.1: Included DECKED organizational accessories.

## 3. SETUP AND INSTALLATION

The initial installation of the DECKED system typically takes 2 to 3 hours using common hand tools. After the first assembly, removing or re-installing the system can be completed in approximately 15 minutes.

### Compatibility:

- Compatible with spray-in bed liners.
- Compatible with most bed rugs.
- **NOT** compatible with drop-in plastic bed liners.

### Installation Tips:

- Review the provided instructions thoroughly before beginning. Instructional videos are also available from the manufacturer.
- A second person can be helpful for positioning the main unit into the truck bed due to its size and weight.
- Keep anchor J-bolts loose on each side until the entire system is assembled and positioned correctly, then tighten evenly.
- For Ford models, replacement cab side anchor brackets may be required and are typically provided. A Torx30 driver is needed for this step.

- Installing the rollers under the drawers can be challenging; patience is advised.

# EASY TO INSTALL: 2-3HRS




Image 3.1: Components of the DECKED system prior to assembly.

## 4. OPERATING INSTRUCTIONS

### Drawer Operation:

The DECKED system features two full bed-length drawers for organized storage. To open a drawer, pull the handle firmly. The drawers are designed to extend approximately two-thirds of their length to maintain stability and prevent tipping when loaded. This design requires reaching into the back of the drawer for items stored furthest inside.





Image 4.1: DECKED system with drawers extended.

### **Deck Usage:**

The flat top deck of the DECKED system can support up to 1,000 lbs of evenly distributed cargo. Use the integrated D-ring tie-downs to secure items on the deck. The deck surface is slip-resistant for added safety.





Image 4.2: Loading heavy items onto the DECKED system's top deck.

### Security:

The drawers are secured when the truck's tailgate is closed and locked. For enhanced security, an optional keyed lock accessory can be installed (sold separately).



Image 4.3: Locking the DECKED drawer system.

## 5. MAINTENANCE

The DECKED Truck Bed Storage System is designed for durability and minimal maintenance. Its construction materials, High-Density Polyethylene and galvanized steel, are resistant to extreme weather and UV light exposure.

### Cleaning:

The system can be cleaned with water and mild soap. The weatherproof design allows it to withstand car washes without compromising the contents of the drawers.



Image 5.1: Cleaning the DECKED system.

### Drainage:

The corner 'ammo cans' (storage compartments near the wheel wells) are designed to be weatherproof. If water accumulation is a concern, the manufacturer's instructions may suggest drilling 1/2-inch drain holes in the bottom of these compartments. This modification will affect their ability to hold small items without them falling through.

## 6. TROUBLESHOOTING

This section addresses common inquiries and minor issues that may arise during the use of your DECKED system.

### Drawer Handle Installation Difficulty:

Some users have reported that the handle installation can be challenging. Refer to the specific instructions for handle assembly and ensure all components are aligned correctly before applying force.

### Limited Drawer Extension:

The drawers are designed to extend approximately two-thirds of their total length. This is a safety feature to prevent the drawers from tipping when fully loaded. It is not a malfunction. Plan your storage to place frequently accessed items closer to the front of the drawers.

## 7. SPECIFICATIONS

<b>Brand</b>	DECKED
<b>Model</b>	YF3 (Drawer System compatible with Ford Ranger (2019-2023) 5')
<b>Item Model Number</b>	YF3
<b>UPC</b>	850025181488
<b>Exterior Finish</b>	High-Density Polyethylene and Galvanized Steel
<b>Material</b>	Polyethylene
<b>Lock Type</b>	Key (optional accessory)
<b>Weight Limit (on deck)</b>	1000 Pounds

## 8. WARRANTY AND SUPPORT





### Warranty Information:

The DECKED Truck Bed Storage System is guaranteed for life. This warranty covers defects in materials and workmanship under normal use. For specific terms and conditions, please refer to the official DECKED warranty documentation or contact customer support.

### Customer Support:

For further assistance, technical support, or warranty claims, please contact DECKED customer service through their official website or the contact information provided with your product packaging.

### Related Documents - YF3

	<p><a href="#">DECKED Drawer System Installation Guide for Ford F-150 (2015-Current, 8' Bed)</a></p> <p>Step-by-step installation instructions for the DECKED drawer system designed for Ford F-150 trucks (2015-Current, 8' bed length). Covers tools, parts, assembly, and warranty information.</p>
	<p><a href="#">DECKED Drawer System Installation Guide for Ford F-150 (2015-Current, 6'6" Bed)</a></p> <p>Comprehensive installation instructions for the DECKED Drawer System for Ford F-150 Aluminum trucks (2015-current, 6'6" bed length). Includes tools required, step-by-step assembly, drawer installation, J-hook tightening, and warranty information.</p>
	<p><a href="#">DECKED DS3 Installation Guide for Ford Super Duty (2017-Current)</a></p> <p>Comprehensive installation instructions for the DECKED DS3 truck bed storage system, specifically for Ford Super Duty trucks with a 6'9" bed length (2017-Current models). Includes tools required, parts list, assembly steps, and warranty information.</p>
	<p><a href="#">DECKED DF5 Aluminum Drawer System Installation Instructions for Ford F150 (2015-Current)</a></p> <p>Comprehensive installation guide for the DECKED DF5 Aluminum Drawer System designed for Ford F150 trucks with a 6'6" bed length (2015-Current models). Includes tools required, assembly steps, and warranty information.</p>





Installation Instructions:

**DS5**  
**FORD SUPER DUTY**  
**8' BED LENGTH**  
1999-2016

**IMPORTANT:** If installing a **Decked** on top of this drawer system, **DO NOT** install the drawer system into your truck yet. **SEE INSTRUCTIONS.**

**TOOLS REQUIRED:**  
• 3/8" wrench  
• 1/2" wrench  
• 1/4" hex wrench  
• 1/2" hex wrench  
• 1/2" nut  
• 1/2" nut

107

[DECKED DS5 Drawer System Installation Guide for Ford Super Duty \(1999-2016\)](#)

This document provides comprehensive installation instructions for the DECKED DS5 drawer system, designed for Ford Super Duty trucks with 8' bed lengths manufactured between 1999 and 2016. It details required tools, step-by-step assembly procedures, fitment overview, and warranty information.



Installation Instructions:

**DF6**  
**FORD F150**  
**8' BED LENGTH**  
2004-2014

**IMPORTANT:** If installing a **Decked** on top of this drawer system, **DO NOT** install the drawer system into your truck yet. **SEE INSTRUCTIONS.**

**TOOLS REQUIRED:**  
• 3/8" wrench  
• 1/2" wrench  
• 1/4" hex wrench  
• 1/2" hex wrench  
• 1/2" nut  
• 1/2" nut

107

[DECKED DF6 Installation Instructions for Ford F150 \(2004-2014\) 8' Bed](#)

Comprehensive installation guide for the DECKED DF6 drawer system, designed for Ford F150 trucks with an 8' bed (2004-2014 models). Includes tools required, parts list, step-by-step assembly, and warranty information.