



Manuals.plus /

› MUTICOR /

› MUTICOR 66-inch Large Cat Tree Instruction Manual (Model AKDXL002)

## MUTICOR AKDXL002

# MUTICOR 66-inch Large Cat Tree Instruction Manual

Model: AKDXL002

## 1. INTRODUCTION

---

Thank you for choosing the MUTICOR 66-inch Large Cat Tree. This multi-level cat activity center is designed to provide a comfortable and engaging environment for your feline companions. It features cozy plush perches, spacious cat condos, durable sisal scratching posts, a soft hammock, and baskets, all built on a wide, stable base. This manual provides essential information for assembly, operation, maintenance, and safety to ensure a long-lasting and enjoyable experience for your cats.

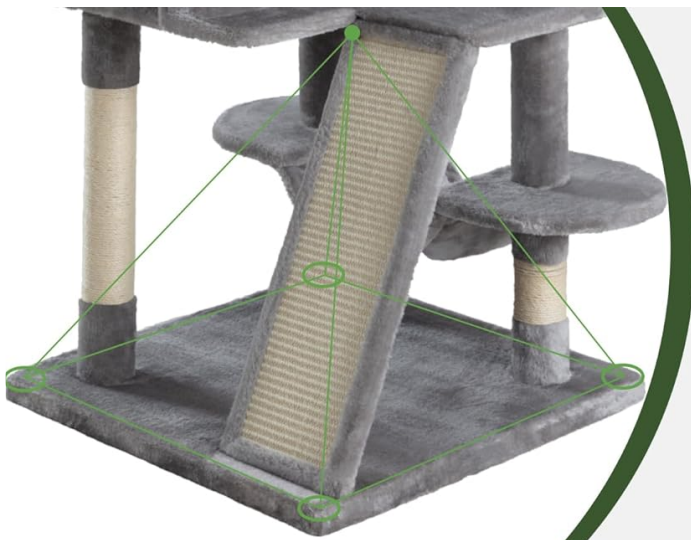


*Image 1.1: The MUTICOR 66-inch Large Cat Tree in a living room setting, showcasing its various levels and features being used by cats.*

## **2. SAFETY INSTRUCTIONS**

---

- Always ensure all screws and bolts are securely tightened during assembly and periodically check for looseness.
- Utilize the included anti-tipping strap to secure the cat tree to a wall, especially if you have multiple or very active cats.
- Place the cat tree on a flat, stable surface to prevent wobbling or tipping.
- Keep small children away from the assembly area and supervise them when they are near the cat tree.
- Inspect the cat tree regularly for any damaged parts, such as frayed sisal rope or loose fabric, and repair or replace them as needed to prevent injury to your pets.
- This product is designed for indoor use only.



## Panneau à base large

Amusez-vous bien en jouant avec une base solide.



## CHOC ! FONDATION LARGE ET SOLIDE



## Ceinture anti-basculement

Profitez pleinement de la double protection.




Image 2.1: Illustration highlighting the wide, solid base for stability and the anti-tipping strap for wall attachment, ensuring double protection.

### 3. PACKAGE CONTENTS

Before assembly, please verify that all components listed below are present in your package. The box includes all necessary instructions and tools for quick installation.



## MONTREZ-LE ENSEMBLE




Image 3.1: An exploded diagram illustrating all individual components of the cat tree, including platforms, condos, baskets, ladders, and the hammock.

- Observation Platforms (x2)
- Spacious Apartments/Condos (x2)
- Baskets (x2)
- Sisal Cat Ladders (x2)
- Hammock (x1)
- Various connecting posts (sisal-wrapped and plush-covered)
- Baseboard
- Assembly Hardware (screws, bolts, Allen wrench)
- Anti-tipping strap

## 4. SETUP AND ASSEMBLY

The MUTICOR Cat Tree is designed for straightforward assembly. Follow the step-by-step instructions provided in the box. Ensure you have enough space and all components are accounted for before beginning.

1. **Unpack Components:** Carefully remove all parts from the packaging and lay them out. Refer to the package contents list and diagram (Image 3.1) to identify each piece.
2. **Assemble Base:** Begin by attaching the lowest posts to the main baseboard. Ensure they are tightened securely.
3. **Build Upwards:** Follow the numerical sequence in the included instruction manual to connect platforms, condos, and posts layer by layer.
4. **Attach Accessories:** Install the baskets, hammock, and ladders as indicated in the instructions.
5. **Secure Anti-Tipping Strap:** Once fully assembled, position the cat tree in its desired location. Attach the anti-tipping strap to a wall stud using appropriate hardware (not included) to enhance stability and prevent accidental tipping.
6. **Final Check:** Verify that all connections are tight and the structure is stable before allowing your cats to use it.

## 5. OPERATING INSTRUCTIONS (FEATURES)

---

This cat tree offers a variety of features designed to cater to your cat's natural instincts and provide comfort.

- **High-Quality Materials:** Constructed from CARB-certified P2-grade particle board and soft plush fabric, with natural sisal rope-covered scratching posts. This ensures durability and a safe environment for your cats to play and rest.
- **Large Perches:** The oversized perches provide ample space for large cats to stretch out and relax comfortably. The thick, wrapped platforms offer strong support.

# GRAND LIT SUPÉRIEUR




Le perchoir supérieur permet même aux gros chats de s'étirer.




*Image 5.1: A cat comfortably resting on the spacious top perch, with dimensions indicating its generous size (53.9cm x 35.6cm).*

- **Multi-functional Play Center:** With multiple levels, scratching boards, enclosed condos, and a hammock, this tree encourages exploration and physical activity, promoting your cat's vitality.

# GRAND PANIER MOELLEUX

Offrez un confort  
ultime à votre  
Chou 



*Image 5.2: A close-up view of a cat sleeping soundly in one of the soft, plush baskets, highlighting the comfort provided.*

- **Durable and Stable Construction:** Built with sturdy materials, this cat tree can support large cats weighing up to 33 pounds, ensuring long-term durability and a safe environment for energetic play.

## 6. MAINTENANCE

---

Proper care will extend the life of your MUTICOR Cat Tree.

- **Cleaning:** Clean the cat tree and scratching posts with a dry or damp cloth. Avoid using harsh chemicals or abrasive cleaners that could damage the materials or harm your pet.
- **Storage:** Store the cat tree indoors in a dry environment.
- **Regular Inspection:** Periodically check for any loose parts, worn sisal rope, or damaged fabric. Tighten any loose screws and replace worn components to maintain safety and stability.

## 7. TROUBLESHOOTING

---

If you encounter any issues with your MUTICOR Cat Tree, consider the following:

- **Wobbling:** Ensure the cat tree is placed on a level surface. Re-tighten all assembly screws. If wobbling persists, ensure the anti-tipping strap is securely fastened to a wall stud.
- **Parts Missing/Damaged:** If you find any parts missing or damaged upon arrival, please contact customer support immediately for assistance.
- **Cats Not Using It:** Introduce your cat to the tree gradually. Place treats or familiar toys on different levels. Catnip can also be used to encourage exploration.

## 8. SPECIFICATIONS

<b>Brand</b>	MUTICOR
<b>Model Number</b>	AKDXL002
<b>Product Dimensions (L x W x H)</b>	114.3 x 73.7 x 167.6 cm (45 x 29 x 66 inches)
<b>Product Weight</b>	22.5 kg (49.6 lbs)
<b>Material</b>	Engineered Wood, Plush Fabric, Natural Sisal Rope
<b>Color</b>	Grey
<b>Hammock Weight Capacity</b>	Up to 9.98 kg (22 lbs)
<b>Overall Weight Capacity</b>	Up to 33 kg (73 lbs)
<b>UPC</b>	749655398673

# DIMENSIONS DU PRODUIT

PLUS GRAND, PLUS HAUT, PLUS STABLE



Image 8.1: A diagram illustrating the overall dimensions of the cat tree and the weight capacities for the hammock and other sections.

## 9. WARRANTY AND SUPPORT

MUTICOR is committed to providing high-quality products. For any questions regarding your cat tree, including warranty information, missing parts, or assembly assistance, please contact MUTICOR customer service. Refer to the contact information provided with your purchase or visit the official MUTICOR website for support.