

Manuals+

[Q & A](#) | [Deep Search](#) | [Upload](#)

[manuals.plus](#) /

- › [XIAOMI](#) /
- › [Xiaomi Redmi Note 13 Pro+ 5G User Manual](#)

XIAOMI MZB0FFEEU

Xiaomi Redmi Note 13 Pro+ 5G User Manual

Model: MZB0FFEEU

PRODUCT OVERVIEW

The Xiaomi Redmi Note 13 Pro+ 5G is a high-performance smartphone designed to offer advanced features and efficiency. It combines powerful processing capabilities with a high-resolution camera and robust design.



Front and back view of the Xiaomi Redmi Note 13 Pro+ 5G smartphone, showcasing its sleek design and camera module.



Detailed back view of the Redmi Note 13 Pro+ 5G, highlighting the camera array and finish.



A close-up shot of the 200MP OIS camera sensor on the Redmi Note 13 Pro+ 5G, emphasizing its optical image stabilization capabilities.



The Redmi Note 13 Pro+ 5G displayed in various color options, showcasing its stylish design language.

Key Features:

- **Powerful Processor:** Equipped with the MediaTek Dimensity 7200Ultra for balanced and smooth performance.
- **High-Resolution Camera:** Features a 200MP OIS camera sensor for superior image quality.
- **Vibrant Display:** Large 6.67-inch Super QPD display for an immersive visual experience.
- **Fast Charging:** Supports 120W HyperCharge for rapid power replenishment.
- **Durable Design:** IP68 dust and water protection for enhanced durability.

SETUP GUIDE

1. Unboxing and Initial Inspection

Carefully open the product packaging and remove all contents. Verify that all items listed in the package contents are present and undamaged. If any items are missing or damaged, contact customer support immediately.

2. Inserting the SIM Card

1. Locate the SIM card tray on the side of the device.
2. Insert the SIM ejector tool into the small hole next to the tray and press firmly until the tray pops out.
3. Place your Nano-SIM card(s) into the designated slots on the tray. Ensure the gold contacts face downwards.
4. Carefully reinsert the tray into the device until it clicks into place.

3. Initial Power On and Setup Wizard

1. Press and hold the Power button until the Xiaomi logo appears.
2. Follow the on-screen instructions to complete the initial setup, including language selection, Wi-Fi connection, Google account setup, and security settings.
3. Ensure the device is connected to a stable Wi-Fi network during setup for optimal performance.

4. Charging the Device

Before first use, it is recommended to fully charge the device. Connect the provided USB cable to the phone's charging port and the other end to the 120W HyperCharge adapter. Plug the adapter into a power outlet. The charging indicator will appear on the screen.

OPERATING INSTRUCTIONS

1. Basic Navigation

- **Power Button:** Press to wake/sleep the screen. Press and hold to power off or restart.
- **Volume Buttons:** Adjust media volume, call volume, or notification volume.
- **Touchscreen Gestures:** Swipe, tap, pinch-to-zoom for various functions.

2. Camera Usage

The 200MP OIS camera offers various modes for photography and videography.

1. Open the Camera application from the home screen or app drawer.
2. Select your desired mode (e.g., Photo, Portrait, Night, Pro, Video).
3. Tap the shutter button to capture a photo or start/stop video recording.
4. Utilize the zoom controls and focus options for optimal results.

3. Connectivity

- **Wi-Fi:** Go to Settings > Wi-Fi to connect to available networks.
- **Bluetooth:** Go to Settings > Bluetooth to pair with other devices.
- **Mobile Data:** Ensure your SIM card is active and mobile data is enabled in Settings > Mobile network.
- **NFC:** For contactless payments and quick pairing, enable NFC in Settings > Connection & sharing.

4. Security Features

The device supports various security methods to protect your data.

- **Fingerprint Unlock:** Register your fingerprints in Settings > Password & security.
- **Face Unlock:** Set up face recognition for convenient unlocking.
- **PIN/Pattern/Password:** Essential for device security.

MAINTENANCE

1. Software Updates

Regularly check for and install software updates to ensure optimal performance, security, and access to new features. Go to Settings > About phone > MIUI version to check for updates.

2. Cleaning the Device

- Use a soft, lint-free cloth to wipe the screen and back panel.
- For stubborn smudges, slightly dampen the cloth with water or a screen cleaner.
- Avoid using harsh chemicals, abrasive materials, or aerosol sprays.
- Keep charging ports and speaker grilles free of dust and debris using a soft brush or compressed air.

3. Battery Care

- Avoid exposing the device to extreme temperatures.
- Use only the original charger and cable for optimal charging and battery longevity.
- While the device supports 120W HyperCharge, occasional slower charging can help preserve battery health over time.

4. Data Backup

Regularly back up your important data to a cloud service (e.g., Google Drive, Xiaomi Cloud) or a computer to prevent data loss.

TROUBLESHOOTING

Problem	Possible Cause	Solution
Device not turning on	Low battery; Software crash	Charge the device for at least 30 minutes. Perform a forced restart by holding the Power button for 10-15 seconds.
Apps crashing or freezing	Insufficient RAM; App conflict; Outdated app	Close background apps. Clear app cache/data (Settings > Apps). Update the app from Google Play Store. Restart the device.
Poor battery life	High screen brightness; Background apps; Network issues	Reduce screen brightness. Disable unnecessary features (GPS, Bluetooth). Close unused apps. Check for software updates.

Problem	Possible Cause	Solution
Network connectivity issues (Wi-Fi/Mobile Data)	Incorrect settings; Router issues; SIM card problem	Toggle Wi-Fi/Mobile Data off and on. Restart router. Reinsert SIM card. Reset network settings (Settings > Connection & sharing > Reset Wi-Fi, mobile networks & Bluetooth).

If the problem persists after trying these solutions, please contact Xiaomi customer support.

SPECIFICATIONS

Feature	Detail
Brand	XIAOMI
Model Name	Redmi Note 13 Pro+ 5G 2.8 GHz 8 GB + 256 GB Purple
Model Number	MZB0FFEEU
Operating System	Android 13.0
Processor Speed	2.8 GHz
RAM	8 GB
Internal Storage	256 GB
Screen Size	6.67 Inches
Display Resolution	2400 x 1080
Camera Resolution	200MP (Main)
Video Capture Resolution	4k
Battery Capacity	5000 mAh (Lithium-Polymer)
Charging Technology	120W HyperCharge
Connectivity	5G, Wi-Fi, Bluetooth
Special Features	Support fast charging, water resistant (IP68)
Included Components	USB Cable + Headphone

WARRANTY AND SUPPORT






Warranty Information


This Xiaomi Redmi Note 13 Pro+ 5G comes with a**2-year warranty** from the date of purchase. This warranty covers manufacturing defects and malfunctions under normal use. It does not cover damage caused by misuse, accidents, unauthorized modifications, or natural disasters. Please retain your proof of purchase for warranty claims.

Customer Support

For technical assistance, troubleshooting beyond this manual, or warranty claims, please contact Xiaomi customer support through their official website or the contact information provided with your purchase documentation. You can also visit the official Xiaomi support page for FAQs and additional resources:www.mi.com/global/support

Related Documents - MZB0FFEEU

	<p>Dati del Prodotto e Servizio per Telefoni Cellulari Xiaomi</p> <p>Informazioni dettagliate sui dati del prodotto e di servizio raccolti dai telefoni cellulari Xiaomi, in conformità con la Legge sui dati (Data Act). Include dettagli su tipi di dati, finalità, conservazione e accesso.</p>
	<p>Xiaomi Redmi Note 14 Pro + 5G Product Information Sheet</p> <p>Detailed product information sheet for the Xiaomi Redmi Note 14 Pro + 5G, including specifications, features, packaging, warranty, and service information.</p>
	<p>Redmi Note 14 Series: Όροι και Προϋποθέσεις Premium Υπηρεσιών</p> <p>Αναλυτικοί όροι και προϋποθέσεις για τις Premium Υπηρεσίες των Xiaomi Redmi Note 14 Series, που περιλαμβάνουν εφάπαξ περιορισμένη εγγύηση για σπασμένη οθόνη και εφάπαξ επισκευή εκτός εγγύησης με δωρεάν εργασία, καθώς και πληροφορίες για την προστασία προσωπικών δεδομένων.</p>
	<p>Xiaomi Redmi Note 13 Pro 5G 8/256GB Midnight Black User Manual</p> <p>User manual for the Xiaomi Redmi Note 13 Pro 5G 8/256GB Midnight Black, providing setup instructions, safety information, and regulatory compliance details.</p>
	<p>Xiaomi Redmi Note 13 Pro 5G User Manual</p> <p>User manual for the Xiaomi Redmi Note 13 Pro 5G, 8/256GB, Ocean Teal (MZB0FDMEU). Includes safety information, regulatory compliance, and quick start guide.</p>

	<p>Xiaomi Redmi Note 13 Pro+ 5G User Manual and Safety Information</p> <p>Comprehensive user guide and safety instructions for the Xiaomi Redmi Note 13 Pro+ 5G smartphone, covering setup, features, and important safety precautions.</p>
--	---