

ATMPC 701CR

ATMPC 7 Inch Android 11 Tablet User Manual

Model: 701CR | Brand: ATMPC

1. INTRODUCTION

This manual provides detailed instructions for setting up, operating, maintaining, and troubleshooting your ATMPC 7 Inch Android 11 Tablet. Designed for portability and entertainment, this mini tablet features a high-performance quad-core processor, HD IPS display, and comes with a protective case. Please read this manual carefully to ensure proper use and to maximize your tablet's potential.

2. SETUP

2.1 What's in the Box

- ATMPC 7 Inch Android 11 Tablet with Protective Case
- Type-C USB Cable
- Instruction Book (User Manual)

Product dimensions



Image: The tablet, user guide, and Type-C charging cable as packaged.



Image: A visual guide to the tablet's physical features and package contents.

2.2 Initial Setup

1. **Charge the Tablet:** Before first use, fully charge the tablet using the provided Type-C USB cable.
2. **Power On:** Press and hold the power button located on the side of the tablet until the screen lights up.
3. **Language and Region:** Follow the on-screen prompts to select your preferred language and region.
4. **Connect to Wi-Fi:** Select your Wi-Fi network from the list and enter the password to connect. Note: This tablet supports 2.4G networks only.
5. **Google Account Setup:** Sign in with your Google account or create a new one to access the Google Play Store and other Google services.
6. **Install Protective Case:** The tablet comes with a high-quality leather case. Carefully insert the tablet into the case, ensuring all ports and buttons are accessible. The case can also fold to act as a stand.

Video: Demonstrates the unboxing and initial setup process of the ATMPC 7 Inch Tablet, including how to install the protective case.

3. OPERATING

3.1 Basic Operations

- **Touchscreen Navigation:** Tap to select, swipe to scroll, pinch to zoom.
- **Home Screen:** Access your apps, widgets, and settings from the home screen.
- **Notifications:** Swipe down from the top of the screen to view notifications and quick settings.
- **Volume Control:** Use the physical volume buttons on the side of the tablet to adjust audio levels.

3.2 Key Features

- **Android 11 Operating System:** Enjoy a smooth and user-friendly interface with access to the latest Android features.
- **High-Performance Quad-Core Processor:** Ensures efficient multitasking and smooth application performance.
- **HD IPS Display (1024x600):** Provides clear visuals with a 270° vision for an enhanced viewing experience.
- **Dual Cameras:** Equipped with front and rear cameras for video calls and capturing moments.
- **Connectivity:** Supports Wi-Fi (2.4G) and Bluetooth for wireless connections.
- **Storage:** Comes with 2GB RAM and 32GB ROM, expandable up to 128GB with a TF card for ample storage of media and apps.
- **Portable Design:** Its compact 7-inch size and lightweight design make it easy to carry for travel, reading, or checking emails on the go.

Quick Response 7 Inch Tablet with Case

Leather case included for tablet protection and holder

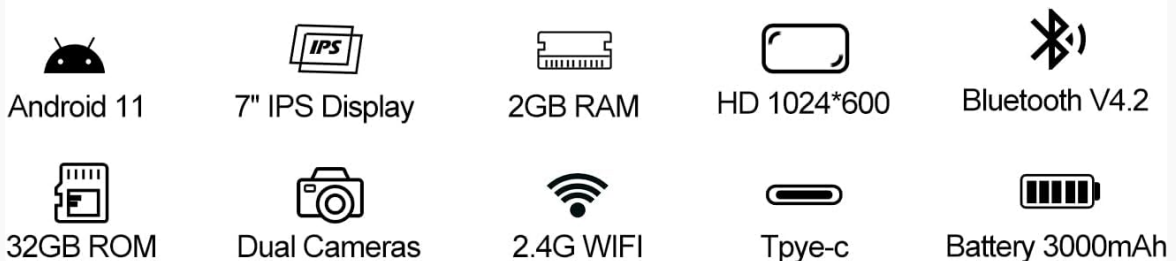


Image: Overview of the tablet's main specifications and features.

2GB RAM+32GB ROM

Expansion Up to 128G



Image: Demonstrates the tablet's interface with various apps, highlighting its usability.





Image: Various scenarios illustrating the tablet's versatility for different activities.

Video: Showcases the ATMPC 7 Inch Tablet in use, demonstrating its responsiveness and various functions.

4. MAINTENANCE

- **Cleaning:** Use a soft, lint-free cloth to clean the screen and body of the tablet. Avoid harsh chemicals.
- **Battery Care:** To prolong battery life, avoid extreme temperatures. The 3500mAh battery provides over 24 hours standby, 10 hours audio playback, and 3 hours video playback.
- **Software Updates:** Regularly check for and install system updates to ensure optimal performance and security.
- **Storage Management:** Periodically clear unnecessary files and apps to free up storage space and maintain performance.
- **Protective Case:** Keep the tablet in its protective leather case to guard against drops and dirt. The case's foldable design also serves as a convenient stand.

5. TROUBLESHOOTING

Below are common issues and their solutions. If you encounter a problem not listed here, please refer to the Warranty and Support section.

| Issue | Solution |
|--|---|
| Tablet does not connect to Wi-Fi. | Ensure you are connecting to a 2.4G network. Try rebooting or resetting the tablet, or attempt connecting to a different network. |
| Battery drains quickly. | The tablet may have a virtual charge from storage. Fully charge the tablet and then allow the battery to deplete completely before recharging. This should restore normal battery levels. |
| Tablet is slow or unresponsive. | Close unused applications, clear cache, or restart the tablet. Ensure sufficient storage space is available. |
| Cannot download apps from Google Play Store. | Ensure you are logged into your Google account and have a stable internet connection. Clear the Play Store app's cache and data, or restart the tablet. |
| Does the tablet support a SIM card? | No, this 7-inch tablet does not support a SIM card. However, it supports micro SD card expansion up to 128GB. |
| Is the screen IPS? | Yes, the tablet features an IPS display with 270° vision, providing a better visual experience. |

FAQ about ATMPC 7 Inch Tablet Android

1. Q: Why does my tablet not connect to Wifi?

A: Our tablets can only connect to 2.4G networks. If it can't connect to Wifi, you can reboot or reset the tablet, or try another network.

2. Q: Why is my new tablet battery draining fast?

A: The tablet will have a virtual charge the first time you use it because it's been stored in the Amazon warehouse for a while. A full charge and reboot when the battery is depleted will restore the normal battery level.

3. Q: Does this tablet support SIM card?

A: No. Our 7 inch tablet does not support SIM card, but the tablet supports micro SD card up to 128GB.

4. Q: Is this tablet an IPS screen?

A: Yes, it is. The IPS display with 270° vision and bringing better visual experience.

Image: Frequently Asked Questions about the ATMPC 7 Inch Tablet.

6. SPECIFICATIONS

| Feature | Detail |
|------------------------|------------------------------------|
| Model Name | 701CR |
| Operating System | Android 11 |
| Screen Size | 7 Inches |
| Screen Resolution | 1024x600 HD IPS |
| Processor Brand | Allwinner (Quad-Core) |
| RAM | 2GB |
| Internal Storage (ROM) | 32GB |
| Expandable Storage | Up to 128GB via TF card (Micro SD) |

| Feature | Detail |
|------------------------|-------------------------|
| Rear Camera Resolution | 5 MP |
| Wireless Type | Bluetooth, Wi-Fi (2.4G) |
| Battery Capacity | 3500mAh Lithium Polymer |
| Item Weight | 1.3 pounds |
| Product Dimensions | 8.46 x 6.1 x 1.7 inches |
| Color | Pink |

7. WARRANTY AND SUPPORT

Your ATMPC 7 Inch Android 11 Tablet comes with a **1-year warranty** from the date of purchase. This warranty covers manufacturing defects and ensures your product is free from material and workmanship flaws under normal use.

For warranty claims, technical support, or any inquiries regarding your tablet, please refer to the contact information provided in your product packaging or visit the official ATMPC support website. Please have your model number (701CR) and proof of purchase ready when contacting support.