

Manuals+

[Q & A](#) | [Deep Search](#) | [Upload](#)

[manuals.plus](#) /

› [Thomson](#) /

› [THOMSON 24HD2S13 24-inch HD LED Easy TV Instruction Manual](#)

Thomson 24HD2S13

THOMSON 24HD2S13 24-inch HD LED Easy TV

Instruction Manual

1. PRODUCT OVERVIEW

The THOMSON 24HD2S13 is a 24-inch (60 cm) HD LED television designed for ease of use. It features a built-in triple tuner for various reception types, multiple connectivity options, and a user-friendly interface with functions like Hotel Mode and a multimedia player.



Front view of the Thomson 24-inch HD LED Easy TV. The screen displays a vibrant beach scene with blue and white striped umbrellas, showcasing the television's display quality.



RAMLÖS DESIGN

Låt dig helt uppslukas av det som händer på skärmen tack vare den ramlösa designen. Med det förbättrade förhållandet mellan skärm och kropp kan du njuta av en bredare visningsyta. Dessutom smälter den moderna, eleganta designen sömlöst in i ditt vardagsrum.

A close-up view highlighting the frameless design of the Thomson TV, indicating a modern aesthetic and an immersive viewing experience.


2. SETUP AND INSTALLATION

2.1 Unpacking

Carefully remove the television and all accessories from the packaging. Retain the packaging for future transport or storage.

2.2 Stand Installation

The TV comes with adjustable side feet. These can be positioned to reduce the distance from 60cm to 30cm, suitable for various furniture sizes. Ensure the feet are securely attached before placing the TV on a stable surface.



A diagram illustrating the physical dimensions of the Thomson 24-inch TV, including height, width, depth, and screen size, essential for planning placement.



EN TV, TVÅ INSTALLATIONSSÄTT

Oavsett bredden på din tv-konsol, hylla eller sideboard kommer din Thomson-tv att passa i alla utrymmen. Med två olika monteringspositioner för fötterna kan du minska fotavtrycket från 60 till 30 cm. Det flexibla stativet finns tillgängligt för alla 24 tum och 32 tum tv-apparater.

An illustration demonstrating the adjustable side feet of the TV, which allow for flexible placement on different sized surfaces by changing the stand width.

2.3 Wall Mounting

This TV supports wall mounting. Refer to the VESA mounting standard in the specifications section for compatible wall mounts. Always use a professional for wall mounting to ensure safety.

2.4 Connecting Devices


The TV offers a variety of connection ports for external devices.

- **HDMI:** Connect up to 3 HDMI devices (e.g., Blu-ray player, game console).
- **USB:** Two USB 2.0 ports for connecting USB storage devices.
- **AV IN:** For older devices using composite video and stereo audio.
- **CI+:** Common Interface Plus slot for accessing encrypted channels with a compatible CAM and smart card.
- **Digital Audio Output:** For connecting to external audio systems.
- **Headphone Jack:** For private listening.

THOMSON



3x HDMI (1.4) HEADPHONES 2x USB (2.0)
5 V= 500 mA max AUDIO OUT SATELLITE ANTENNA AV IN COMMON INTERFACE
Digital coaxial 13/18 V= 400 mA max



Rear view of the Thomson TV, clearly labeling all available input and output ports, including HDMI, USB, AV IN, and antenna connections.



Side profile of the Thomson TV, illustrating the placement of various connectivity ports for easy access.

2.5 First-Time Setup and Channel Scan

Upon first power-on, the TV will guide you through the initial setup process, including language selection and channel scanning. The built-in triple tuner supports DVB-C (cable), DVB-S2 (satellite), and DVB-T2 (terrestrial) reception.

3. OPERATING INSTRUCTIONS

3.1 Remote Control

The TV comes with a backlit remote control, making it easy to operate in low-light conditions. Familiarize yourself with the button layout for power, volume, channel selection, menu navigation, and special functions.



Ergonomic design



Favorite App



Backlit buttons



Recording



The Thomson TV remote control, highlighting its ergonomic design and backlit buttons for convenient use in dim lighting.

3.2 Triple Tuner Functionality

The integrated triple tuner allows you to receive television signals via:

- **DVB-C:** Digital cable television.
- **DVB-S2:** Digital satellite television.
- **DVB-T2:** Digital terrestrial television.

This eliminates the need for external set-top boxes for basic reception.



TRIPPEL TUNER OCH
CI+ KORTPLATS



ELEKTRONISK
PROGRAMGUIDE



MULTIMEDIA-
SPELARE


Visual representation of key features: Triple Tuner for versatile signal reception, Electronic Program Guide (EPG) for TV listings, and a Multimedia Player for various media types.

3.3 Electronic Program Guide (EPG)

Access the Electronic Program Guide to view upcoming TV programs, schedule recordings (if a compatible USB storage device is connected), and set reminders.

3.4 Multimedia Player

Connect a USB storage device to one of the USB ports to play various media files directly on your TV. The multimedia player supports photos, music, videos, and text files.



Photo



Music



Video



Text



Icons illustrating the multimedia player's capability to play Photo, Music, Video, and Text files directly from a connected USB device.

3.5 Hotel Mode

The Hotel Mode feature allows for advanced control over TV settings, such as limiting volume, disabling certain functions, or setting a default channel. This mode is typically used in hospitality environments.

3.6 Audio Features

The TV supports Dolby Audio and Dolby Digital 2.0 for enhanced sound quality. Connect external audio systems via the digital audio output for a more immersive experience.



A visual representation of the Dolby Audio feature, indicating enhanced sound quality for an immersive viewing experience.

4. MAINTENANCE

4.1 Cleaning the Screen

Gently wipe the screen with a soft, lint-free cloth. For stubborn marks, use a screen-cleaning solution specifically designed for televisions, applied to the cloth, not directly to the screen.

4.2 Cleaning the Cabinet

Wipe the TV cabinet with a soft, dry cloth. Do not use abrasive cleaners or solvents.

4.3 Ventilation

Ensure adequate ventilation around the TV to prevent overheating. Do not block ventilation openings.

5. TROUBLESHOOTING

5.1 No Power

- Check if the power cord is securely plugged into the TV and the wall outlet.
- Ensure the wall outlet is functioning by plugging in another device.
- Press the power button on the TV or remote control.

5.2 No Picture or Sound

- Verify the correct input source is selected (e.g., HDMI 1, AV).
- Check all cable connections between the TV and external devices.
- If using an antenna, ensure it is properly connected and positioned.
- Perform a channel scan if you are using the built-in tuner.

5.3 Remote Control Not Working

- Check and replace the batteries if necessary.
- Ensure there are no obstructions between the remote control and the TV's IR sensor.
- Point the remote directly at the TV.

5.4 Picture Quality Issues

- Adjust picture settings (brightness, contrast, sharpness) in the TV menu.
- Ensure the input source is providing a high-quality signal.
- For antenna reception, check signal strength and antenna position.

6. TECHNICAL SPECIFICATIONS

Feature	Specification
Brand	Thomson
Model	24HD2S13
Screen Size	24 Inches (60 cm)
Display Technology	HD, LED (Direct LED)
Resolution	1366 x 768 Pixels (720p)
Refresh Rate	60 Hz
Aspect Ratio	16:9
Viewing Angle	178 Degrees

Feature	Specification
Image Contrast Ratio	1000:1
Tuner Technology	DVB-T, DVB-T2, DVB-C, DVB-S, DVB-S2
HDMI Ports	3 (HDMI 1.4)
USB Ports	2 (USB 2.0)
Other Connectivity	AV IN, CI+, S/PDIF (Coaxial), Headphone Jack, Sat: DiSEqC 1.1, Unicable/CR Satcompliant (SCD)
Audio Encoding	DD (Dolby Digital 2.0)
Speakers Max Output Power	10 Watts
Wattage	90 watts
Product Dimensions (WxHxD)	53.5 x 35.3 x 15.1 cm
Weight	3.38 kg
Mounting Type	Wall Mount (VESA compatible)
Included Components	Remote Control
Energy Efficiency Class	E (18 kWh/1000h)



ENERG

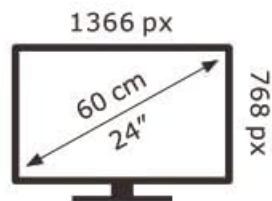


THOMSON

Thomson TV 24HD2S13



18 kWh/1000h



2019/2013

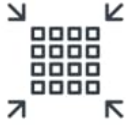
The energy label for the Thomson TV 24HD2S13, indicating its energy efficiency class E and consumption of 18 kWh per 1000 hours.

For detailed product information, refer to the official EPREL database: <https://eprel.ec.europa.eu/qr/1468109>

7. WARRANTY AND SUPPORT

7.1 Warranty Information

The THOMSON 24HD2S13 television comes with a 3-year warranty. This warranty covers manufacturing defects and ensures the A+ panel delivers sharp images without dead pixels.



A+ Panelkvalitet
0-död-pixel tolerans



Ett europeiskt varumärke
fött i Frankrike



Utökad garanti
3 års garanti



Förstklassig service efter försäljning
Lokal eftermarknad

Icons illustrating key product assurances: A+ Panel quality with zero dead pixel tolerance, a European brand origin, a 3-year extended warranty, and first-class local after-sales service.



7.2 Customer Support





For technical assistance, troubleshooting, or warranty claims, please contact Thomson customer support. The manufacturer is STREAMVIEW GMBH.

- **Manufacturer:** STREAMVIEW GMBH
- **Website:** www.streamview.com

© 2024 Thomson. All rights reserved.

Related Documents - 24HD2S13

	<p>Thomson 32HS2244 16/9 LCD TV: Specifications and Features</p> <p>Detailed specifications for the Thomson 32HS2244 LCD TV, including screen size, resolution, picture and sound technology, connectivity options, and user convenience features. Learn about its HD capabilities and multimedia ports.</p>
	<p>Thomson Easy TV User Manual: Setup, Features, and Troubleshooting</p> <p>Comprehensive user manual for Thomson Easy TV models, covering installation, setup, picture and sound settings, media operation, and troubleshooting. Learn how to get the most out of your Thomson television.</p>

	<p>Manuel d'utilisation THOMSON 24HD2S13</p> <p>Manuel d'utilisation complet pour le téléviseur THOMSON 24HD2S13. Ce guide couvre l'installation, la configuration, l'utilisation des menus (image, son, chaînes), le dépannage, les spécifications techniques et les fonctions PVR et HDMI CEC. Accédez aux ressources en ligne de Thomson pour plus d'assistance.</p>
	<p>Thomson HD Indoor Antenna - User Manual & Specifications</p> <p>User manual and technical specifications for the Thomson HD indoor DVB-T antenna (Model ANT1539, Part No. 00132192). Learn how to set up, connect, and use your antenna for optimal TV reception.</p>
	<p>Thomson Ultimate Digital Liquid Cooled UHF TV Equipment: Descriptive and Functional Manual</p> <p>This manual provides a comprehensive overview of the Thomson Ultimate Digital Liquid Cooled UHF TV Equipment, detailing its descriptive and functional aspects. It covers system architecture, operational descriptions, transmission functions, control systems, user interface operations, and fault processing.</p>
	<p>Thomson TV: Important Product Information and Safety Guide</p> <p>Discover essential product information and safety guidelines for Thomson televisions, covering setup, usage, and important warnings. Ensure safe operation and optimal performance of your Thomson TV.</p>