

Comfytemp K6114/K6122

Comfytemp Official TENS Unit Replacement Pads User Manual

Models: K6114, K6122

INTRODUCTION

Thank you for choosing Comfytemp Official TENS Unit Replacement Pads. These premium quality, self-adhesive electrode pads are designed to provide effective and comfortable pain relief when used with compatible Comfytemp TENS units. This manual provides essential information for the proper use, care, and maintenance of your replacement pads to ensure optimal performance and longevity.

IMPORTANT SAFETY INFORMATION

Please read all instructions carefully before use. Failure to do so may result in injury or improper device function.

- Do not apply pads to broken or irritated skin.
- Avoid placing pads over the heart, on the head, or on the front of the neck.
- Consult a healthcare professional before use if you have a pacemaker, heart condition, epilepsy, or are pregnant.
- Keep out of reach of children.
- Statements regarding dietary supplements have not been evaluated by the FDA and are not intended to diagnose, treat, cure, or prevent any disease or health condition.

PRODUCT OVERVIEW

The Comfytemp TENS Unit Replacement Pads are designed for comfort and effective conductivity. Each pack contains 4 medical PET TENS pads, including two 1-piece butterfly shape pads (5.2 x 2.4 inches) and two 2-piece line pads (3.5 x 2.8 inches).




Image: A complete set of Comfytemp TENS unit replacement pads, showcasing both the butterfly-shaped and the connected circular designs.

Medical-grade Electrode Pads

Provides better conductivity with premium gel

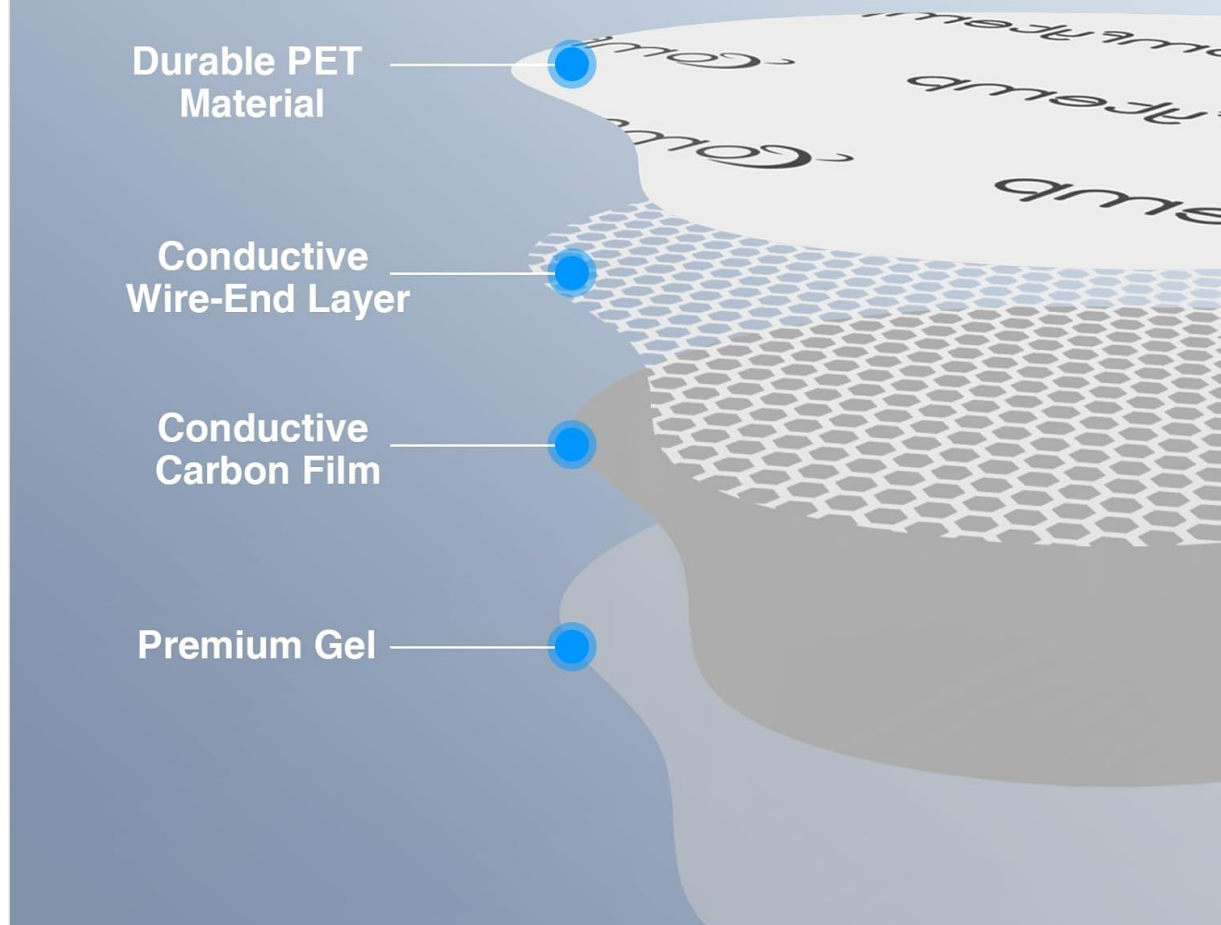


Image: Cross-section diagram illustrating the multi-layered construction of the electrode pads, highlighting the durable PET material, conductive layers, and premium gel for optimal conductivity.

Strong Magnetic Buckle

Stable connection, not easy to fall off




Image: Detail of the strong magnetic buckle on the TENS pad, designed for stable and secure connection to the TENS unit.

Soft & Safe for Skin



Image: A TENS pad gently applied to a person's shoulder, emphasizing its soft, non-irritating, and comfortable design suitable for sensitive skin.

Suitable for All Body Parts

Two types of pad for different muscle groups

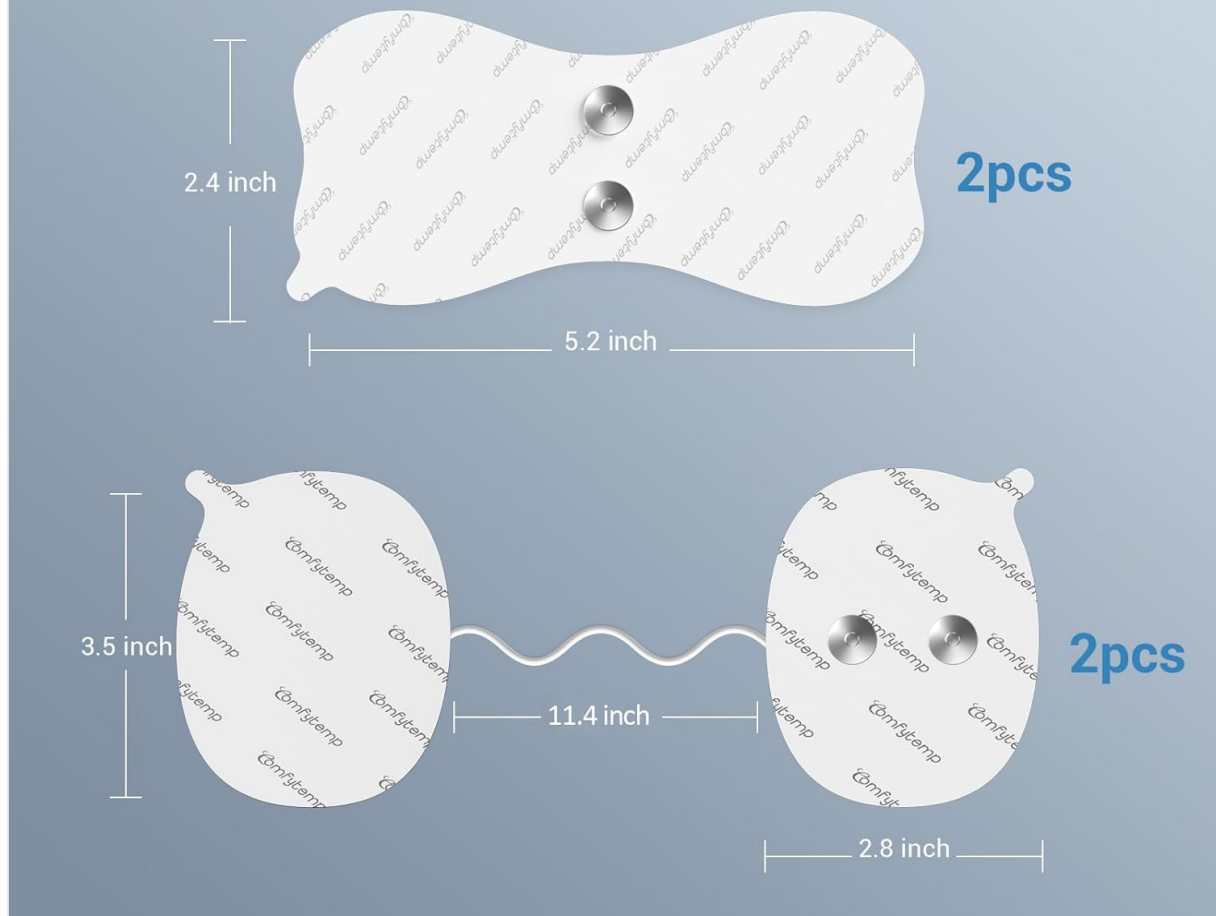


Image: A visual representation of the two different pad shapes and their respective dimensions, indicating their suitability for various body parts and muscle groups.

SETUP AND APPLICATION

1. **Prepare Skin:** Before applying the electrode pads, ensure the skin area is clean, dry, and free of any oils, lotions, or dirt. This is crucial for optimal adhesion and conductivity.
2. **Remove Protective Film:** Carefully peel the electrode pad from its protective liner. Avoid touching the adhesive gel surface with your fingers as much as possible.
3. **Attach to TENS Unit:** Connect the electrode pad to your compatible Comfytemp wireless TENS unit (e.g., K6122, K6123) via the magnetic button connection. Ensure a stable connection.
4. **Apply to Body:** Place the electrode pad firmly onto the desired area of the body. Press down gently to ensure full contact with the skin. The pads are suitable for various body parts, including the back, shoulders, neck, arms, and legs.

OPERATING INSTRUCTIONS

Once the electrode pads are securely attached to your skin and connected to your Comfytemp TENS unit, refer to your specific TENS unit's user manual for detailed operating instructions. The pads provide the

necessary conductivity for the electrical stimulation delivered by the TENS unit to relieve muscle aches and pains.

MAINTENANCE AND STORAGE

- Proper care of your electrode pads will significantly extend their lifespan and maintain their adhesive quality.
- After Each Use:** Gently remove the pads from your skin. Place them back onto their original protective packaging or a clean, non-porous surface.
 - Restoring Adhesion:** If the stickiness of the pads weakens after several uses, gently rinse the adhesive surface with a small amount of water. Do not scrub.
 - Air Dry:** After rinsing, allow the pads to air dry completely, adhesive side up. Do not wipe with a towel or use heat. Once dry, the adhesion should renew.
 - Storage:** Store the pads in their individual sealed packaging in a cool, dry place away from direct sunlight and extreme temperatures.
 - Lifespan:** With proper care, the pads can be reused for 100+ cycles. Replace pads when they no longer adhere well or if they show signs of wear and tear.

TROUBLESHOOTING

- Pads not sticking:** Ensure skin is clean and dry before application. Rinse pads with water and air dry to restore adhesion.
- Weak or inconsistent sensation:** Check that pads are making full contact with the skin. Ensure the TENS unit is properly connected and charged.
- Skin irritation:** Discontinue use if irritation occurs. Ensure pads are applied to clean, healthy skin. The pads are designed to be non-irritating and latex-free.

SPECIFICATIONS

Feature	Detail
Pad Quantity	4 (2 butterfly shape, 2 line shape)
Butterfly Pad Dimensions	5.2 x 2.4 inches
Line Pad Dimensions	3.5 x 2.8 inches
Material	Medical PET, Premium Gel, Conductive Carbon Film
Adhesion Lifespan	100+ cycles (with proper care)
Compatibility	Comfytemp wireless TENS units K6114, K6122, K6123
Package Dimensions	6.14 x 4.09 x 0.63 inches
Package Weight	2.89 ounces
Manufacturer	Shenzhen Yicaiwangluo Technology Co.,Ltd





WARRANTY AND SUPPORT

Comfytemp is committed to providing high-quality products and excellent customer service.

- **Warranty:** Enjoy a 365-day warranty on your Comfytemp product.
- **Returns:** We offer a 30-day free return policy.
- **Customer Support:** For any questions, concerns, or assistance, please contact our customer support team. We provide 24-hour quick customer support.

For further assistance, please visit the [Comfytemp Store on Amazon](#).

Related Documents - K6114/K6122

	Comfytemp K6145 TENS Unit User Manual and Specifications Comprehensive user manual for the Comfytemp K6145 TENS unit, covering device description, usage instructions, technical specifications, safety precautions, and troubleshooting for effective pain relief.
	Comfytemp K4009 Heating Pad User Manual User guide for the Comfytemp K4009 heating pad, detailing setup, app control, specifications, troubleshooting, and safety precautions for optimal use.
	Comfytemp K1062 Manual: User Guide and Specifications Explore the Comfytemp K1062 manual for comprehensive user instructions, safety guidelines, and technical specifications. Ensure optimal performance and longevity of your Comfytemp heating device.
	Comfytemp K1061 Portable Heater User Manual User manual for the Comfytemp K1061 portable heater, providing instructions on setup, operation, safety, and maintenance for optimal warmth and comfort.
	Comfytemp K9224 Massage Heating Pad User Manual and Safety Guide Comprehensive user manual for the Comfytemp K9224 Massage Heating Pad, detailing product specifications, operating instructions, cleaning, troubleshooting, safety warnings, power bank usage, and warranty information.
	Comfytemp K4034 Heating Pad User Manual and Safety Guide Comprehensive user manual for the Comfytemp K4034 heating pad, detailing safe operation, features, care instructions, troubleshooting, and warranty information.