

PHI VILLA B0CLGZCKMX

PHI VILLA 9-Piece Patio Dining Set Instruction Manual

Model: B0CLGZCKMX

1. PRODUCT OVERVIEW

This manual provides essential information for the assembly, operation, and maintenance of your PHI VILLA 9-Piece Patio Dining Set. This set includes a large square metal table and eight lightweight, stackable chairs designed for outdoor use.



Image 1.1: The PHI VILLA 9-Piece Patio Dining Set, featuring a square table and eight chairs, set up in an outdoor environment.

2. SAFETY INFORMATION

Please read and understand all safety instructions before assembly and use. Failure to follow these instructions may result in injury or damage to the product.

- Exercise caution during assembly, particularly around sharp edges and small components.
- Ensure all parts are securely fastened and the furniture is stable before use.
- Always supervise children when they are near the product.
- Do not exceed the weight capacity of the chairs or table.
- Avoid placing hot items directly on the table surface without protection.

3. SETUP AND ASSEMBLY

Assembly is required for this product. The set comes unassembled and needs to be put together by the customer. The assembly process typically involves attaching the legs to the chairs and the table, along with other components as specified in the detailed assembly guide included in the packaging.

3.1 Tools Required (Not Included)

- Wrench (if not provided)
- Screwdriver (if not provided)

3.2 Assembly Steps

1. Unpack all components and verify against the parts list provided in your packaging.
2. Begin by assembling the table frame. Attach the legs to the tabletop using the provided hardware. Do not fully tighten bolts until all components are aligned.
3. Assemble each chair by attaching the seat and backrest to the frame, then secure the armrests.
4. Once all parts are loosely assembled, place the furniture on a flat surface and gradually tighten all bolts and screws.
5. Ensure all connections are secure and the furniture is stable before use.

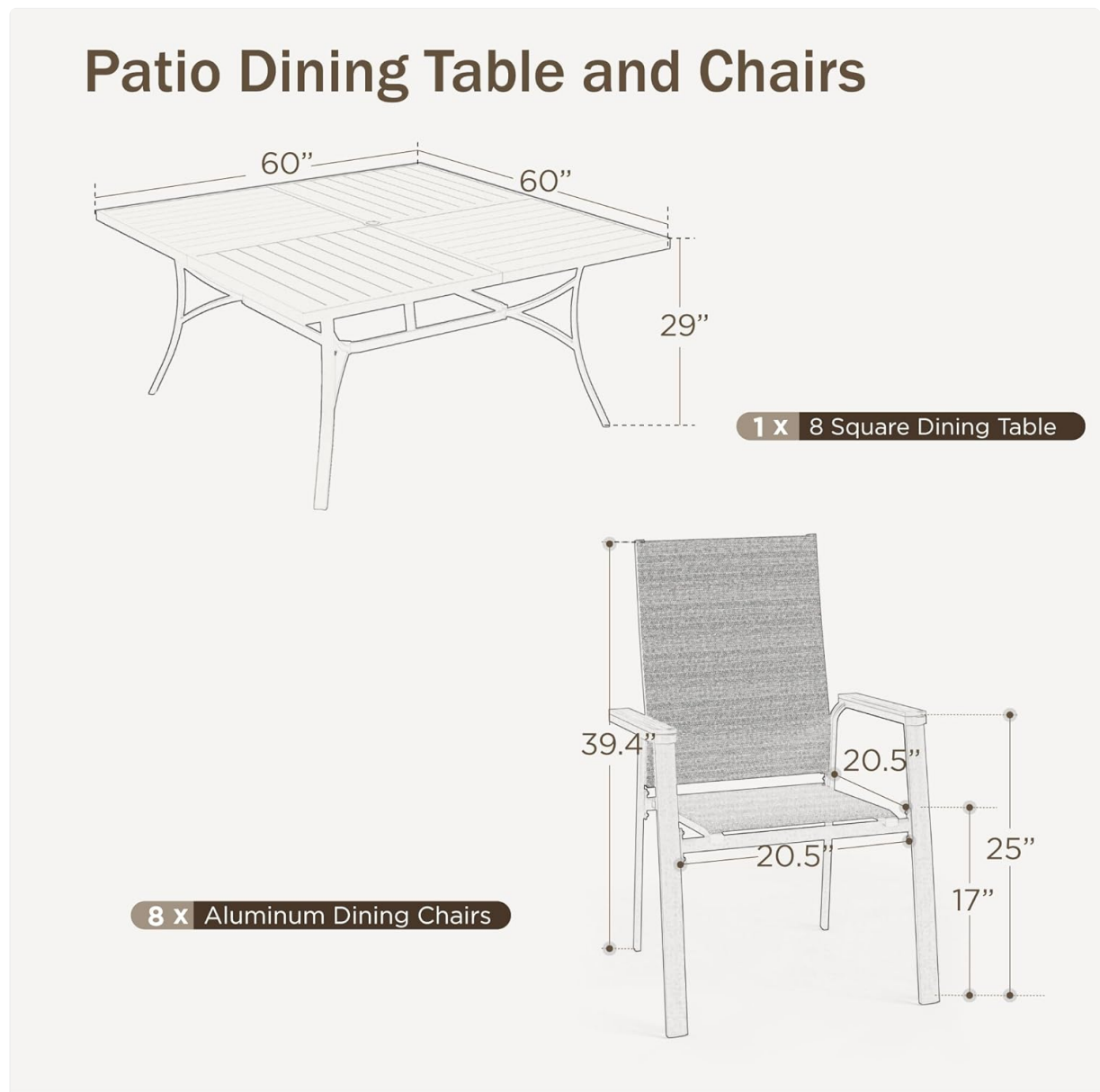


Image 3.1: A diagram illustrating the dimensions of the square dining table and the aluminum dining chairs.

4. OPERATING INSTRUCTIONS

Your PHI VILLA Patio Dining Set is designed for comfortable and versatile outdoor use.

4.1 Chair Usage

- The chairs feature a lightweight aluminum frame (approx. 6.7 lbs) for easy repositioning.
- The stackable design allows for efficient storage, greatly reducing the space required when not in use.
- The breathable Textilene fabric provides comfort, especially in warm weather, due to its air circulation properties.



Image 4.1: Stackable design of the chairs for convenient space-saving storage.

Comfortable And Breathable Fabric



Breathable



Easy To Clean



Strong Tensile Strength



Image 4.2: Detail of the breathable and quick-drying Textilene fabric, highlighting its texture.

Video 4.1: Demonstration of the stackable chairs, showcasing their space-saving feature and ease of handling.

Video 4.2: Close-up view of the aluminum patio chair with Textilene fabric, highlighting its construction and material.

4.2 Table Features

- The large square metal table (L 61" x W 61" x H 29.6") can accommodate up to 8 people.
- It features an iron slat tabletop and a sturdy metal frame with a rust-resistant finish, suitable for various weather conditions.
- An integrated 1.9-inch umbrella hole allows for the addition of a patio umbrella (not included) for shade.



Image 4.3: Detail of the square metal table surface, featuring the slat design and the central umbrella hole.

Video 4.3: A brief overview of the square metal table, highlighting its design and features.

Video 4.4: Detailed presentation of the PHI VILLA patio metal table, focusing on its construction and suitability for outdoor dining.

5. MAINTENANCE AND CARE

Proper care will extend the life and appearance of your patio dining set.

5.1 Cleaning Instructions

- **General Cleaning:** Wipe all surfaces with a dry cloth regularly to remove dust and debris.
- **Fabric Care:** The breathable Textilene fabric is easy to clean. For spills or stains, gently wipe with a damp cloth and mild soap. Rinse thoroughly and allow to air dry completely.
- **Metal Frame Care:** The metal frame and tabletop have a rust-resistant finish. Clean with a damp cloth and mild detergent. Avoid abrasive cleaners or harsh chemicals that could damage the finish.

5.2 Storage

- During prolonged periods of non-use or harsh weather conditions, it is recommended to store the

furniture indoors or cover it with a protective outdoor furniture cover.

- Utilize the stackable feature of the chairs to minimize storage space.

6. TROUBLESHOOTING

If you encounter any issues with your PHI VILLA Patio Dining Set, please refer to the following common solutions:

- **Wobbly Chairs/Table:** Check all bolts and screws to ensure they are fully tightened. If the issue persists, disassemble and reassemble the affected part, ensuring proper alignment.
- **Rust Spots:** While the metal components are rust-resistant, prolonged exposure to moisture or damage to the finish can lead to rust. Clean any rust spots with a rust remover and apply a protective metal paint or sealant.
- **Fabric Stains:** For stubborn stains on the Textilene fabric, try a specialized outdoor fabric cleaner. Always test on an inconspicuous area first.
- **Missing Parts:** If any parts are missing upon delivery, please contact customer support immediately.







7. SPECIFICATIONS

Feature	Description
Brand	PHI VILLA
Model Number	B0CLGZCKMX
Set Name	9-Piece Patio Dining Set
Color	Grey
Material	Aluminum Frame Chairs, Metal Dining Table
Table Dimensions	L 61" x W 61" x H 29.6"
Table Shape	Square
Chair Dimensions	L 24.8" x W 24" x H 39.4"
Chair Weight	Approximately 6.7 lbs per chair
Umbrella Hole	1.9 inches diameter
Assembly Required	Yes
Product Care	Wipe with Dry Cloth

8. WARRANTY AND SUPPORT

For warranty information or customer support, please refer to the documentation included with your purchase or contact PHI VILLA directly through their official website or the retailer where the product was purchased. Please have your model number (B0CLGZCKMX) and purchase date available when contacting support.

Related Documents - B0CLGZCKMX

	<p>PHI VILLA Outdoor Furniture Use & Care Guide: Chairs (PV-099) & Table (E02GF0703-060-01)</p> <p>Comprehensive use and care guide for PHI VILLA outdoor furniture, detailing assembly, safety, and maintenance for chairs (model PV-099) and a table (model E02GF0703-060-01), which together form a 5-piece patio dining set. Includes warranty information and customer service contacts.</p>
	<p>PHI VILLA 7-Piece Outdoor Dining Set Use and Care Guide</p> <p>Comprehensive guide for PHI VILLA 7-Piece Outdoor Dining Set, covering assembly, safety, care, and warranty information.</p>
	<p>PHI VILLA Outdoor Furniture Use & Care Guide: E02GF060-4 Table & E02GF136 Chairs</p> <p>Comprehensive use and care guide for PHI VILLA outdoor furniture, including assembly instructions for the E02GF060-4 patio table and E02GF136 swivel chairs, plus safety and maintenance tips.</p>
	<p>PHI VILLA Furniture Use and Care Instructions</p> <p>Comprehensive guide to using and caring for PHI VILLA furniture, including tips for wood, leather, granite, faux wood/marble, metal, and fabric materials to ensure longevity and beauty.</p>
	<p>PHI VILLA 7-Piece Aluminum Outdoor Dining Set: PV-438 Table & PV-439-2 Chairs Use & Care Guide</p> <p>Official use and care guide for the PHI VILLA 7-piece aluminum outdoor dining set, featuring the PV-438 table and PV-439-2 chairs. Includes assembly instructions, safety warnings, and warranty details.</p>
	<p>PHI VILLA Use and Care Guide for Outdoor Furniture (E02GF119, PV-432-4)</p> <p>Comprehensive use and care guide for PHI VILLA outdoor furniture, including assembly instructions, safety information, and warranty details for models E02GF119 (round table) and PV-432-4 (wicker chairs).</p>

