

## FEYA Y10

# FEYA Y10 Motorcycle Helmet Speakers User Manual

Brand: FEYA | Model: Y10

## INTRODUCTION

The FEYA Y10 Motorcycle Helmet Speakers are designed to enhance your riding experience with advanced audio and communication features. This manual provides essential information for setup, operation, and maintenance of your new helmet speakers.

Experience seamless connectivity and superior sound quality with Wireless 5.3 technology, allowing simultaneous connection to two mobile phones for music streaming and GPS voice guidance. The intelligent noise reduction ensures crystal clear calls by minimizing engine, wind, and traffic noise.

Equipped with a 1000 mAh large rechargeable battery, the Y10 offers up to 20 hours of working time and an impressive 18 months of standby time on a 2-hour charge. Its IPX6 waterproof rating ensures durability in various weather conditions, making it a reliable companion for all your rides.



Main unit of the FEYA Y10 Motorcycle Helmet Speakers with various compatible helmet types.

# WIRELESS HIGH COMPATIBILITY

Connect two mobile phones at the same time  
Freely choose any device to switch, MP3 and GPS.



The FEYA Y10 offers wireless high compatibility, connecting to two mobile phones simultaneously for music and GPS.

# FAST CHARGING AND 1000AMH SUPER LARGE CAPACITY

Once fully charged you can ride as much as you want

**48 Hours**

Continuous  
Call

**80 Hours**

Listen to The  
Music

**18 Months**

Standby Time

**2 Hours**

Charging Time



The FEYA Y10 features fast charging and a super large 1000mAh battery capacity, providing extended usage times.



# VOICE ASSISTANT WAKE UP WITH ONE BUTTON

## 10 SEC AUTOMATIC HANDS-FREE CALL

Bring convenience to the rider when riding.



10 seconds to automatically answer the phone you do not need to remove your hands from the handlebars or feel the phone more secure and convenient



**Hey Siri**

Answer the phone



**Hi Galaxy**

Open google map



Long press the voice button to turn on/off the LED light effect

Activate voice assistant with a single button press for automatic hands-free calls and convenient control while riding.



# INTELLIGENT NOISE REDUCTION TECHNOLOGY



PRE-NOISE REDUCTION    AFTER NOISE REDUCTION

Support clear voice communication  
and music experience at the speed of 120 km/h

# IPX6 Level Waterproof and Dustproof



Can cope with a variety of harsh  
environments, allowing you to travel freely

Intelligent noise reduction technology ensures clear communication, and IPX6 waterproofing protects against various weather conditions.



# Y10 CAN BE USED IN DIFFERENT SITUATIONS



**Motorcyclist**



**Cyclists**



**Skiing**



**Skateboarder**



**Builder**



**Delivery Man**

The FEYA Y10 is versatile and can be used in various situations and with different helmet types, including for motorcyclists, cyclists, and skiers.

Official product video showcasing the FEYA Y10 Motorcycle Helmet Speakers and their features.

Official product video highlighting the intelligent noise cancellation feature of the FEYA Helmet Speakers.

Official product video providing a detailed overview of the FEYA Y10 Motorcycle Helmet Speakers.

Official product video demonstrating the features of the FEYA Y10 Motorcycle Headset.

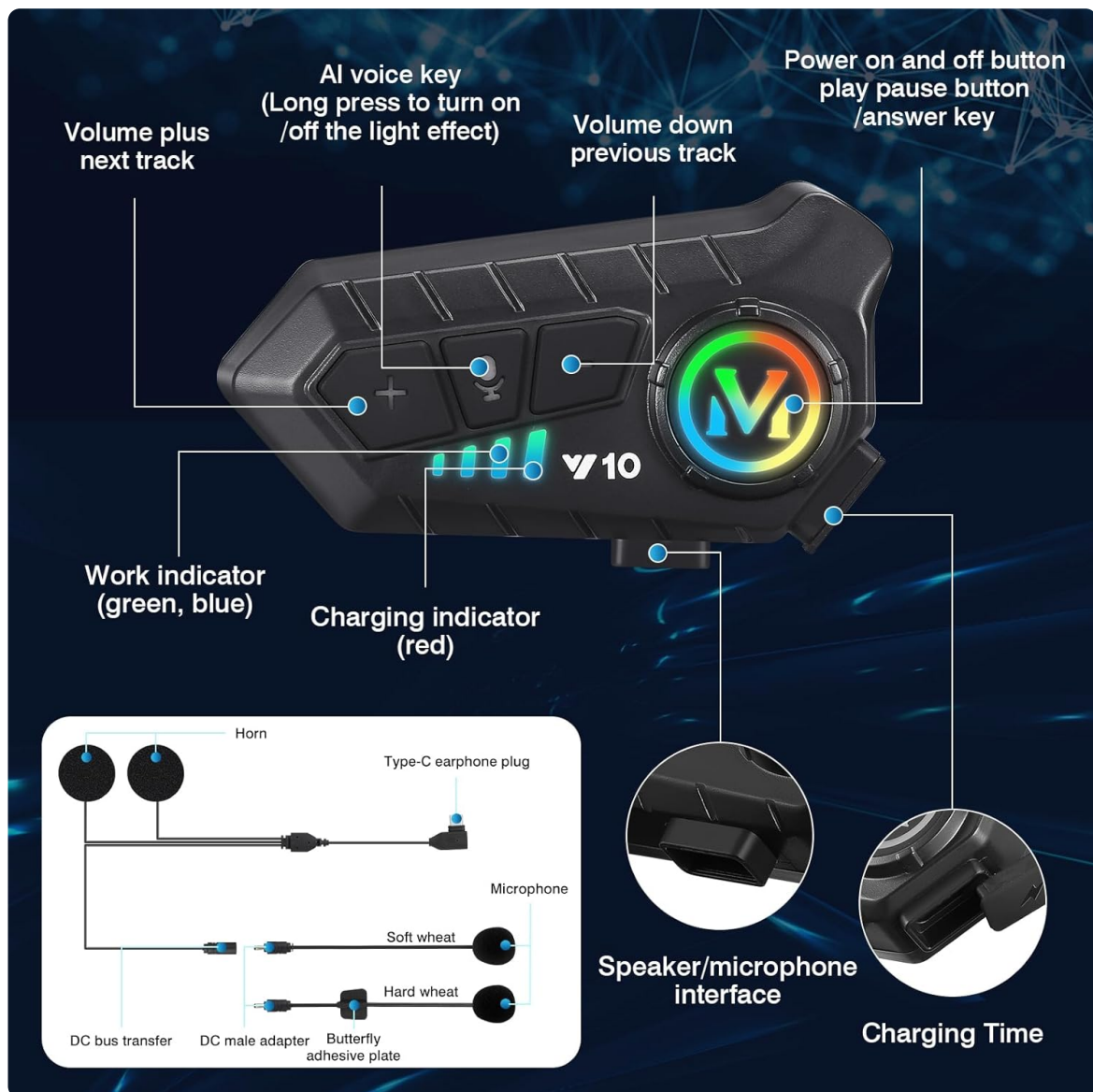
Official product video showcasing the FEYA Y10 Motorcycle Headphones.

## WHAT'S IN THE BOX

Your FEYA Y10 Motorcycle Helmet Speakers package includes the following components:

- Wireless Unit (x1)
- Headset & Microphone (x2)
- Single/Double Sided Speak Adhesive (x2)

- Round Speaker Adhesive (x2)
- Square Microphone Adhesive (x1)
- Clip-on Base (x1)
- Charging Cable (x1)
- Instruction Manuals (x1)
- Gift Box (x1)



All components included in the FEYA Y10 Motorcycle Helmet Speakers package.

## SETUP AND INSTALLATION

The FEYA Y10 helmet speakers are designed for easy installation and compatibility with all helmet types. Please ensure your helmet can accommodate the speakers (thickness: 0.6 inches, width: 1.77 inches) before proceeding.

1. **Choose Microphone Type:** The package includes two types of microphones: a soft microphone for rally and full-face helmets, and a hard microphone for lift-up, half, and ski helmets. Select the one best suited for your helmet type.



2. **Speaker Placement:** Identify the speaker groove section inside your helmet. Use the provided speaker adhesives to secure the speakers in place, ensuring they are positioned close to your ears for optimal sound.
3. **Microphone Placement:** Attach the chosen microphone to the appropriate location inside your helmet, ensuring it is positioned to capture your voice clearly without obstruction.
4. **Mount Wireless Unit:** Use the clip-on base to securely attach the wireless unit to the exterior of your helmet. Alternatively, use the provided Velcro pads to stick the device on the side of your helmet.
5. **Connect Cables:** Plug the speaker and microphone cables into the corresponding ports on the wireless unit. Route the cables neatly under your helmet lining and cheek pads to avoid discomfort.
6. **Charge Device:** Before first use, fully charge the device using the provided Type-C charging cable. A full charge takes approximately 2 hours.



The FEYA Y10 is designed to fit all types of helmets, offering flexibility for various riding styles.



**To change the language:**  
**While the helmet headset are powered on,**  
**ensure they are disconnected from your phone,**  
**then double-press the 'M' button to switch the language.**

Detailed diagram showing the button layout and interfaces for the FEYA Y10, including the charging port and speaker/microphone interface.

## OPERATING INSTRUCTIONS

Familiarize yourself with the controls for optimal use of your FEYA Y10 helmet speakers.

- **Power On/Off:** Long press the 'M' button (main button) to power the device on or off.
- **Bluetooth Pairing:** Once powered on, the device will automatically enter pairing mode. Connect to 'QINLIFE Y10' on your mobile phone's Bluetooth settings.
- **Play/Pause Music:** Short press the 'M' button to play or pause music.
- **Next/Previous Song:** Short press the '+' button for the next song, and the '-' button for the previous song.
- **Volume Control:** Long press the '+' button to increase volume, and the '-' button to decrease volume.
- **Automatic Answer/Refuse Call:** The headset will automatically answer incoming calls after 10 seconds. To manually answer, short press the 'M' button. To refuse a call, long press the 'M' button for 2 seconds.
- **End Call:** Short press the 'M' button while on a call to end it.
- **Voice Assistant (Siri/Google Assistant):** Short press the microphone button to activate your phone's voice assistant.
- **Light Effect Control:** Long press the AI voice key (microphone button) to turn the RGB light

effect on or off.

- **Change Language:** While the headset is powered on and disconnected from your phone, double-press the 'M' button to switch the language.

## VOICE ASSISTANT WAKE UP WITH ONE BUTTON **10 SEC** AUTOMATIC HANDS-FREE CALL

Bring convenience to the rider when riding.



10 seconds to automatically answer the phone you do not need to remove your hands from the handlebars or feel the phone more secure and convenient



**Hey Siri**

Answer the phone



**Hi Galaxy**

Open google map



Long press the voice button to turn on/off the LED light effect

Utilize the voice assistant feature for hands-free control and communication while riding.





**To change the language:**  
**While the helmet headset are powered on,**  
**ensure they are disconnected from your phone,**  
**then double-press the 'M' button to switch the language.**

Instructions on how to change the language setting of the FEYA Y10 headset.

## MAINTENANCE

To ensure the longevity and optimal performance of your FEYA Y10 Motorcycle Helmet Speakers, follow these maintenance guidelines:

- **Cleaning:** Wipe the main unit and speakers with a soft, damp cloth. Avoid using harsh chemicals or abrasive cleaners.
- **Water Exposure:** While IPX6 waterproof, avoid prolonged submersion in water. Ensure the charging port cover is securely closed when not charging to prevent water ingress.
- **Storage:** Store the device in a cool, dry place away from direct sunlight and extreme temperatures.
- **Battery Care:** To preserve battery life, charge the device regularly, even if not in frequent use. Avoid fully depleting the battery for extended periods.

## TROUBLESHOOTING

If you encounter any issues with your FEYA Y10 Motorcycle Helmet Speakers, please refer to the following common troubleshooting steps:

- **No Power:** Ensure the device is fully charged. If it doesn't turn on, try charging it for at least 30 minutes.
- **Cannot Pair:** Make sure Bluetooth is enabled on your phone and the headset is in pairing mode (blinking indicator light). If already paired, try unpairing and re-pairing the device. Ensure no other devices are connected to the headset.
- **No Sound/Low Volume:** Check the volume levels on both the headset and your connected phone. Ensure speakers are correctly positioned over your ears inside the helmet.
- **Poor Call Quality:** Ensure the microphone is positioned correctly and not obstructed. Check for excessive wind noise; the intelligent noise reduction should mitigate this, but extreme conditions may affect clarity.
- **Intermittent Connection:** Ensure your phone is within the Bluetooth range (up to 10 meters). Avoid obstacles between the headset and your phone that might interfere with the signal.
- **Voice Assistant Not Responding:** Ensure your phone's voice assistant feature is enabled and properly configured. Confirm the headset is connected to your phone.

If the issue persists after trying these steps, please contact FEYA customer support for further assistance.






### SPECIFICATIONS

Feature	Detail
Model Name	Y10
Connectivity Technology	Wireless (Bluetooth 5.3)
Noise Control	Active Noise Cancellation
Water Resistance Level	IPX6 (Waterproof)
Battery Life	80 Hours (Music Playback)
Charging Time	2 Hours
Headphones Jack	Type-C
Audio Driver Size	40 Millimeters
Item Weight	2.12 ounces (60 Grams)
Product Dimensions	3.5 x 0.5 x 0.7 inches
Control Type	Voice Control, Call Control, Volume Control, Siri, Google Assistant

### WARRANTY AND SUPPORT

For warranty information and customer support, please refer to the documentation provided in your product package or visit the official FEYA website. Keep your purchase receipt as proof of purchase for any warranty claims.

## Related Documents - Y10

	<p><a href="#">Y10 Motorcycle Helmet Bluetooth Headset Quick Instruction Manual</a></p> <p>A concise guide to the Y10 motorcycle helmet Bluetooth headset, detailing product overview, phone features, music playback, charging, pairing, and important safety instructions.</p>
	<p><a href="#">Y10-2X Intercom Version User Manual</a></p> <p>Comprehensive user manual for the Y10-2X Intercom Version, detailing features like power on/off, music playback, phone functions, and intercom pairing. Includes product overview, item list, and important notices.</p>
	<p><a href="#">Y10 Motorcycle Helmet Bluetooth Intercom System - Quick Start Manual</a></p> <p>This document provides a quick start guide for the Y10 motorcycle helmet communication system, detailing its features, operation, setup, and safety precautions.</p>
	<p><a href="#">Y10 2X Intercom Version Instruction Manual</a></p> <p>Comprehensive instruction manual for the Y10 2X Intercom Version, covering product overview, phone features, charging, intercom pairing, music playback, and important safety warnings.</p>
	<p><a href="#">Y10-2X Motorcycle Helmet Intercom System: Instruction Manual</a></p> <p>Comprehensive instruction manual for the Y10-2X motorcycle helmet intercom system, covering product overview, phone features, voice assistant, music intercom mixing, installation, pairing, music controls, and technical specifications. Includes FCC compliance information and usage precautions.</p>