

Saiyin DS6302

Saiyin Sound Bar

USER MANUAL

Introduction

The Saiyin Sound Bar is designed to provide a truly immersive audio experience, transporting you into your favorite movies, shows, and music. With advanced audio technology, this home audio sound bar delivers dynamic and powerful sound, filling any room with crystal clear audio. Whether you're watching a movie, playing a game, or listening to music, this TV speaker provides an unparalleled audio experience.

It features four powerful drivers, including double 2-inch tweeters and double 2.75-inch woofers, ensuring a well-balanced and immersive sound. Multiple connectivity options are available, such as Bluetooth, HDMI ARC, Optical, and AUX, allowing seamless connection to various devices like TVs, computers, and projectors. Its extremely stylish design allows for versatile placement, either on a table or wall-mounted.




Image: Saiyin Sound Bar with included remote control.

What's in the Box

Your Saiyin Sound Bar package includes the following components:

- Sound Bar
- User Manual and Wall Mounting Kits
- Power Adapter
- Remote Control
- Optical Cable and 3.5mm Audio Cable



Remote control



User manual



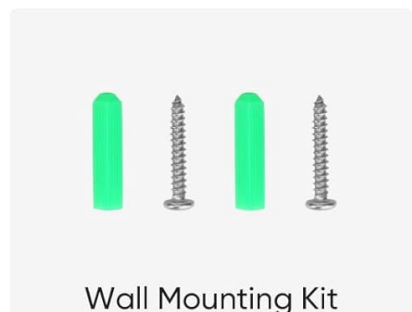
Optical cable



3.5mm-3.5mm audio cable



Power adapter



Wall Mounting Kit

Image: All items included in the Saiyin Sound Bar package.

Setup Guide

Placement Options

The sound bar can be placed directly on a table or cabinet, or it can be wall-mounted to save space. The dimensions are 17 inches (W) x 3.1 inches (D) x 3.2 inches (H). Ensure the soundbar does not block your TV screen if placed on a stand.

WALL MOUNTABLE & EASY TO INSTALL



Image: The sound bar can be easily wall-mounted for optimal placement.

Connecting Your Sound Bar

The Saiyin Sound Bar offers multiple connectivity options:

- **HDMI ARC:** Connect an HDMI cable (not supplied) from the sound bar's HDMI ARC port to the HDMI ARC port on your TV. Ensure you use the port labeled HDMI ARC, not a standard HDMI port.
- **Optical:** Use the included optical cable to connect the sound bar to your TV's optical audio output.
- **AUX:** Use the included 3.5mm audio cable to connect to devices with an AUX output.
- **Bluetooth:** Pair your smartphone, tablet, or other Bluetooth-enabled device wirelessly to stream audio.




Image: Rear ports of the sound bar for various connections.

3 Sound Enhancement Features



Image: Detailed connection diagram and recommended TV audio settings.

Operating Instructions

Controls

The sound bar can be controlled using the included remote control or the buttons located on the top of the unit. The remote allows for power on/off, volume adjustment, input mode selection (Bluetooth, ARC, Optical, AUX), and sound mode selection (Movie, Music, News).

Bluetooth Streaming

Easily stream your favorite music, podcasts, and more from your smartphone, tablet, or other Bluetooth-enabled device. Simply select the Bluetooth input mode on the sound bar and pair your device.



Image: Wireless music streaming via Bluetooth to the sound bar.

Sound Enhancement Features

The sound bar features DSP technology to customize different sound profiles for various content types:

- **Movie Mode:** Enhances cinematic audio for an immersive viewing experience.
- **Music Mode:** Optimizes audio for rich and clear music playback.
- **News Mode:** Clarifies dialogue for easy understanding of spoken content.

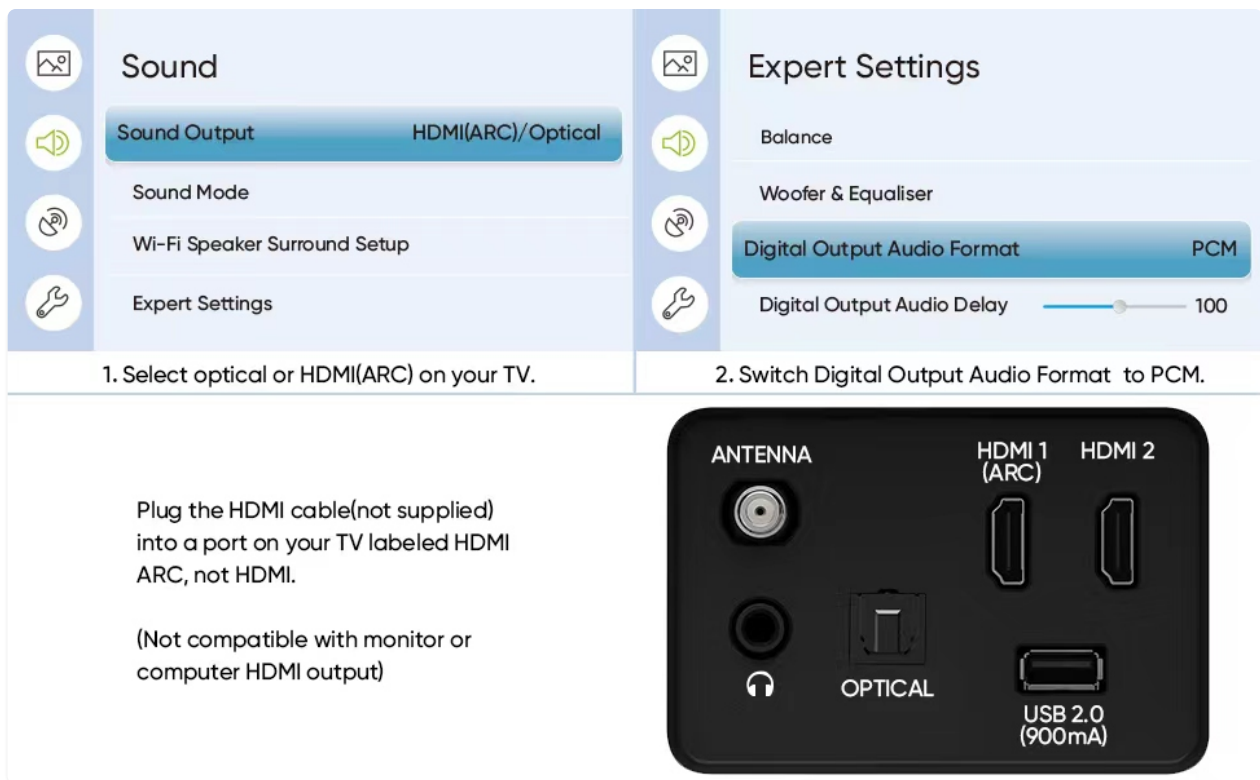


Image: Sound bar with visual representation of Movie, Music, and News sound modes.

Maintenance and Care

To ensure the longevity and optimal performance of your Saiyin Sound Bar, follow these simple care guidelines:

- **Cleaning:** Use a soft, dry cloth to wipe the surface of the sound bar. Avoid using abrasive cleaners, waxes, or solvents as they may damage the finish.
- **Placement:** Keep the sound bar away from direct sunlight, heat sources, and excessive moisture. Ensure proper ventilation around the unit.
- **Handling:** Handle the sound bar with care to prevent accidental drops or impacts, which could damage internal components.

Troubleshooting

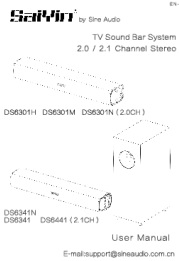
If you encounter issues with your Saiyin Sound Bar, please refer to the following common solutions:

- **No Sound or Poor Sound Quality:**
 - Ensure all cables (HDMI ARC, Optical, AUX) are securely connected to both the sound bar and your TV/device.
 - Verify that your TV's audio output is set to the correct source (e.g., HDMI ARC, Optical).
 - **Important:** For optical or HDMI ARC connections, you may need to change your TV's audio output format setting to **PCM** and disable Dolby/DTS on your TV, Netflix, Amazon Prime Video, HBO, Hulu, YouTube, or other streaming video apps. This sound bar is not compatible with Dolby or DTS audio formats.
 - Check the volume levels on both the sound bar and your connected device/TV.
- **Remote Control Not Working:**
 - Ensure the batteries are correctly inserted and not depleted. Replace batteries if necessary.

- Make sure there are no obstructions between the remote control and the sound bar's sensor.
- **Bluetooth Pairing Issues:**
 - Ensure the sound bar is in Bluetooth pairing mode.
 - Disable Bluetooth on other nearby devices that might be trying to connect.
 - Move your Bluetooth device closer to the sound bar (Bluetooth range is up to 10 meters).

Specifications

Feature	Detail
Model Name	DS6302 17inch Soundbar
Speaker Type	Soundbar
Special Feature	Bass Boost, Multi Room Audio, 4 Built-in Speakers
Recommended Uses	For Surround Sound Systems, Gaming Consoles, Televisions, Computers, Smartphones or Tablets, DVD Players
Compatible Devices	Projector, Laptop, Gaming Console, Television, Home Theater
Unit Count	1 Count
Controller Type	Button
Surround Sound Channel Configuration	2.0
Color	Black
Product Dimensions	3"D x 17"W x 3"H
Item Weight	3.5 Pounds
Warranty Type	Limited
Maximum Range	720 Inches
Control Method	Remote
Wireless Communication Technology	Bluetooth
Speaker Size	17 Inches
Power Source	Corded Electric
Signal-to-Noise Ratio	80 dB
Woofer Diameter	2.75 Inches
Tweeter Diameter	2 Inches
Audio Driver Type	Dynamic Driver
Bluetooth Range	10 Meters



[Saiyin TV Sound Bar System User Manual - 2.0/2.1 Channel Stereo](#)

User manual for Saiyin TV Sound Bar Systems (DS6301, DS6341, DS6441 series), covering setup, features, operation, and troubleshooting for 2.0 and 2.1 channel stereo audio.



Saiyin Bookshelf Speakers Quick Start Guide: Setup, Troubleshooting, and Compatibility

Comprehensive quick start guide for Saiyin bookshelf speakers, covering powering on, connecting via optical, AUX, and Bluetooth, remote compatibility, and troubleshooting common issues. Model numbers: DS6701NP, DS6701UP, DS6701CB, DS6701M Pro, DS6701DB3, DS6701S Pro, DS6701CB3.



[Saiyin Soundbar Quick Start Guide and Troubleshooting](#)

Comprehensive guide for the Saiyin Soundbar, covering setup, connections (Optical, AUX, Bluetooth), remote compatibility, and detailed troubleshooting steps. Includes warranty information and contact details.



FCC Test Report: Saiyin Sound Bar Bluetooth Speaker (Models DS5101-DS5205)

This FCC test report details the compliance testing conducted by Shenzhen HUAK Testing Technology Co., Ltd. for Shenzhen Saiyin Electronics Co., Ltd.'s Sound bar, Bluetooth Speaker models (DS5101, DS5102, DS5103, DS5105, DS5201, DS5202, DS5203, DS5205) between October 31 and November 6, 2019.