

manuals.plus /

› [HOMCOM](#) /

› [HOMCOM Folding Dining Table Instruction Manual - Model B0CLG88WVW](#)

HOMCOM Folding Dining Table

HOMCOM Folding Dining Table Instruction Manual

Model: B0CLG88WVW

PRODUCT OVERVIEW

The HOMCOM Folding Dining Table is designed for versatility and space-saving functionality. It features a drop-leaf design, allowing it to be used in various configurations, and includes integrated shelving for convenient storage. Equipped with rolling casters, it offers easy mobility.



Image: The HOMCOM Folding Dining Table shown fully extended, set for dining.

SAFETY INFORMATION

Read all safety instructions before assembly and use.

- Always assemble and disassemble the table with care to avoid injury.
- Do not exceed the maximum weight recommendation of 19.96 kg (approximately 44 pounds) on the tabletop.
- Be cautious of pinch points when adjusting or folding the table.
- Always engage the brakes on the casters when the table is in a stationary position to prevent accidental movement.
- Ensure the table is properly assembled and stable before use to prevent tipping or collapse.
- Always follow the assembly instructions provided.

SETUP AND ASSEMBLY

This table requires assembly. Follow these guidelines for a smooth setup process.

General Assembly Tips:

- Use the correct size screwdriver to prevent stripping screws. The screwdriver tip should fit firmly without sideways wobble.
- If using a power drill, set it to a low torque to avoid overtightening and damaging components.
- Lay out all pieces and identify them before starting. Ensure all holes with plastic sleeves are facing up.
- When attaching hinges for the drop leaves, ensure screws are positioned perpendicularly (90 degrees) to the table surface to ensure proper alignment.

Dimensions and Configurations:

The table can be configured in three ways:

- **Fully Folded:** 29.5" W x 9.1" D x 29.1" H (75 x 23 x 74 cm)
- **Half Folded (One Leaf Up):** 29.5" W x 31.5" D x 29.1" H (75 x 80 x 74 cm)
- **Fully Extended (Two Leaves Up):** 29.5" W x 55.1" D x 29.1" H (75 x 140 x 74 cm)

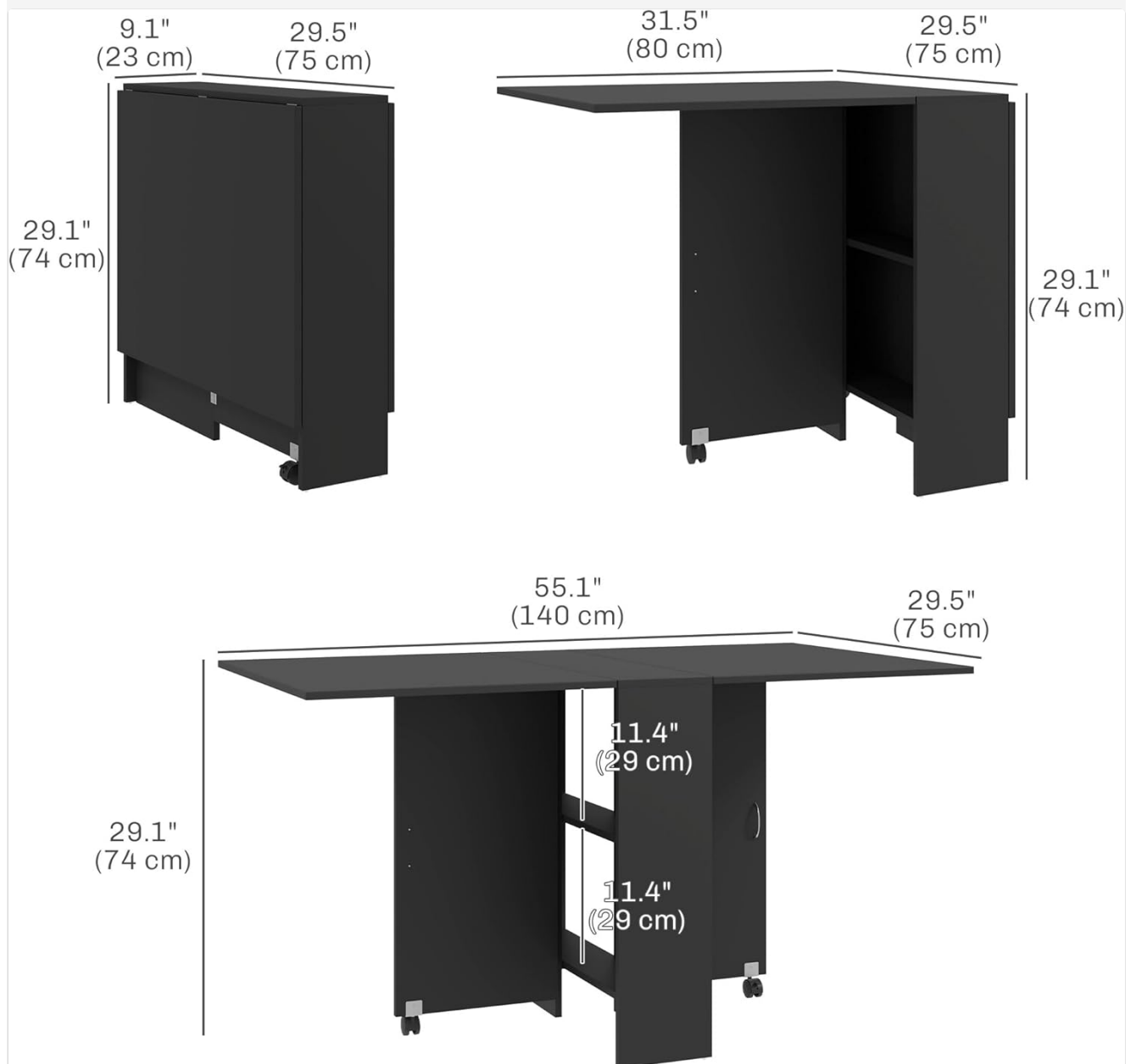


Image: Dimensional diagram illustrating the table's size in various configurations.

DROP LEAF DESIGN

You can go three ways as needed, fitting 4-6 people

No leaves



One leaf



Two leaves



Image: Visual representation of the table's three possible configurations: fully folded, one leaf extended, and both leaves extended.

OPERATING INSTRUCTIONS

Expanding and Folding the Table:

1. To extend a leaf, gently lift the side tabletop. The support leg will swing out automatically. Ensure the support leg is fully extended and locked into place before applying weight.
2. To fold a leaf, release the locking mechanism for the support leg (if present) and gently push the support leg back into its stored position while lowering the tabletop.



Image: Detail of the locking mechanism that secures the drop leaf in the extended position.

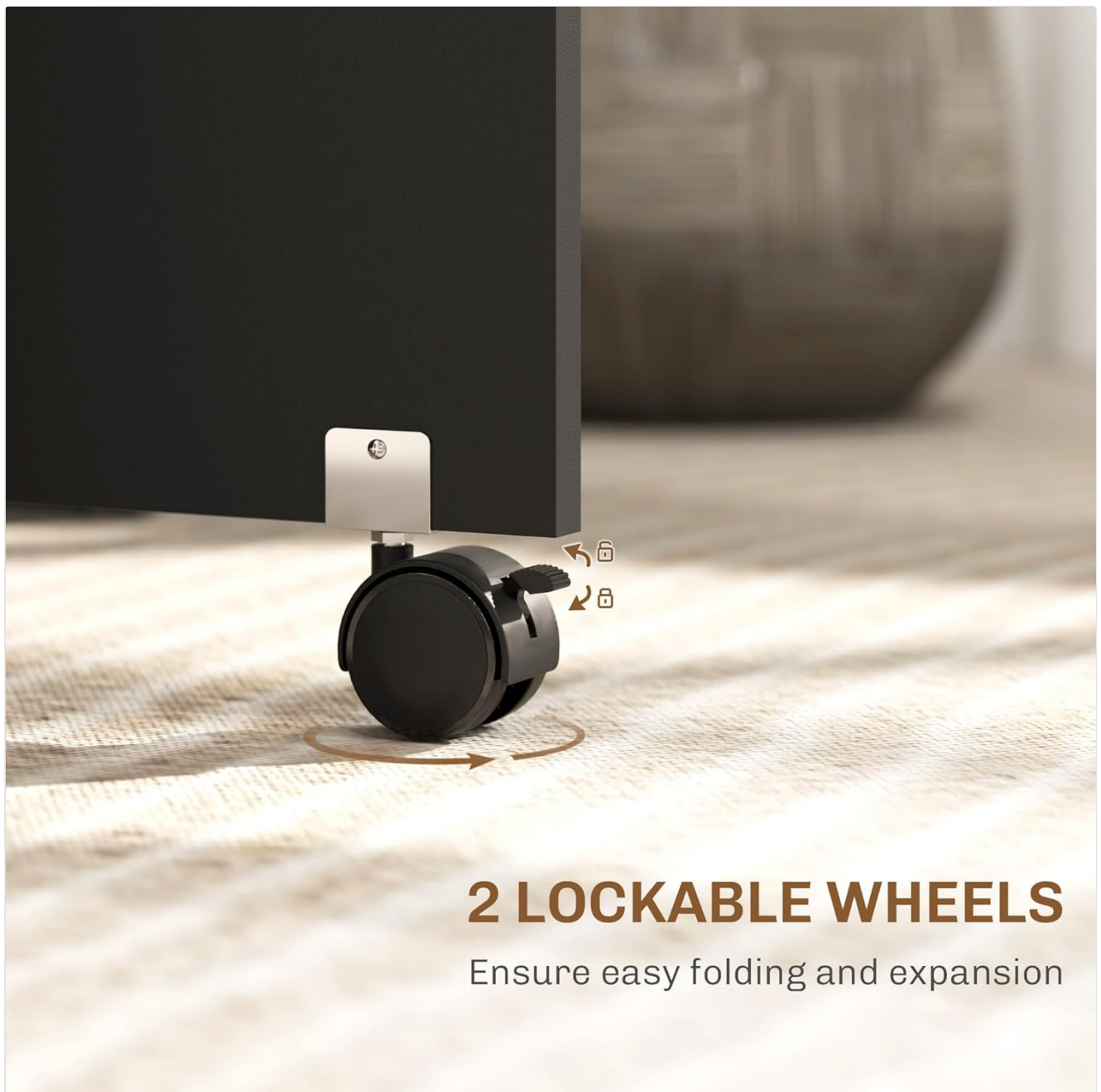


Image: Detail of the handle on the side panel, used to pull out the support leg for the drop leaf.

Using the Casters:

The table is equipped with two lockable casters for easy movement and stability.

- To move the table, ensure the caster brakes are disengaged.
- To secure the table in place, engage the brakes on both casters.



2 LOCKABLE WHEELS

Ensure easy folding and expansion

Image: Detail of one of the lockable casters, showing the brake mechanism.

Utilizing Storage Shelves:

The central section of the table features two tiers of shelves for convenient storage of items such as dinnerware, condiments, or small kitchen accessories. These shelves are protected by the side tabletops when they are folded down.



CONVENIENT STORAGE


Keeping silverware, napkins, plates and more on the shelf within reach

Image: The two-tier central storage shelves, demonstrating their capacity for various items.

MAINTENANCE

To ensure the longevity and appearance of your HOMCOM Folding Dining Table, follow these maintenance guidelines:

- **Cleaning:** The table surface is made of particleboard with a smooth melamine coating. Wipe clean with a damp cloth. Avoid abrasive cleaners or harsh chemicals that may damage the finish.
- **Hardware:** Periodically check all screws and fasteners to ensure they are tight. Retighten as necessary to maintain stability.
- **Casters:** Keep the casters free of debris to ensure smooth rolling.



SMOOTH SURFACE

Particleboard with melamine coating, easy to clean

Image: Detail of the smooth, easy-to-clean melamine coated surface.

TROUBLESHOOTING

If you encounter any issues with your table, refer to the following common problems and solutions:

- **Table feels unstable or wobbly:**

Ensure all assembly screws and fasteners are securely tightened. Verify that the support legs for the drop leaves are fully extended and locked into place when in use. Check that the casters are locked when the table is stationary.

- **Drop leaves do not align properly:**

During assembly, ensure that all hinge screws are inserted perpendicularly. If already assembled, carefully loosen hinge screws, adjust alignment, and retighten.

- **Difficulty moving the table:**

Check that the caster brakes are fully disengaged. Clear any obstructions or debris from around the casters. Ensure the table is on a suitable surface; movement may be difficult on thick carpets.

- **Difficulty pulling out support legs when folded:**

The support legs sit flush when folded. Gently pull from the bottom edge of the side panel to extend them.

Consider adding small knobs or pulls if frequent extension is needed.

SPECIFICATIONS

Feature	Detail
Brand	HOMCOM
Model Number (ASIN)	B0CLG88WVW
Material	Engineered Wood (Particleboard with Melamine Coating)
Color	Black
Overall Dimensions (Extended)	75D x 140W x 74H Centimetres (29.5" W x 55.1" D x 29.1" H)
Overall Dimensions (Half Folded)	75D x 80W x 74H Centimetres (29.5" W x 31.5" D x 29.1" H)
Overall Dimensions (Fully Folded)	75D x 23W x 74H Centimetres (29.5" W x 9.1" D x 29.1" H)
Item Weight	27.99 kg
Maximum Recommended Load	19.96 kg (approx. 44 lbs)
Assembly Required	Yes
Included Components	Casters
Recommended Use	Residential Dining

WARRANTY INFORMATION

This HOMCOM product comes with a **90-day warranty** against manufacturer defects. Please retain your proof of purchase for warranty claims. The warranty covers defects in materials and workmanship under normal use. It does not cover damage resulting from improper assembly, misuse, abuse, accidents, or unauthorized modifications.

CUSTOMER SUPPORT

For assistance with assembly, parts, or any other inquiries regarding your HOMCOM Folding Dining Table, please contact Aosom Canada customer support:

- **Manufacturer:** Aosom Canada
- **Phone:** 1-416-792-6088
- **Place of Business:** Markham, Ontario, CA

You can also visit the [HOMCOM Store on Amazon](#) for more product information and support resources.

	<p>HOMCOM 83A-117V80 Folding Dining Table with Storage - Assembly Instructions</p> <p>Assembly instructions for the HOMCOM 83A-117V80 folding dining table. This versatile table features a drop leaf design, integrated storage with a drawer and shelves, and is suitable for small spaces. Includes a comprehensive parts list, hardware guide, and step-by-step assembly process.</p>
	<p>HOMCOM Mobile Drop Leaf Table Assembly Instructions and User Guide</p> <p>Comprehensive assembly instructions and user guide for the HOMCOM Mobile Drop Leaf Table (Model numbers: 83A-049V80, 83A-049V81, 83A-196V80). Includes safety warnings, parts list, and step-by-step assembly guidance.</p>
	<p>HOMCOM 83A-111V80 Folding Dining Table Assembly Instructions</p> <p>Comprehensive assembly guide for the HOMCOM 83A-111V80 Folding Dining Table, a round drop-leaf kitchen table designed for small spaces. Includes parts list, hardware list, and step-by-step instructions.</p>
	<p>HOMCOM 835-908V00 Drop Leaf Table Assembly Instructions</p> <p>Assembly instructions for the HOMCOM 835-908V00 drop leaf table, including parts list, hardware, and step-by-step assembly guidance.</p>
	<p>HOMCOM Extendable Folding Dining Table Assembly Instructions</p> <p>Assembly instructions and parts list for the HOMCOM Extendable Dining Table, model numbers 835-058 and 835-621V00. Includes step-by-step guidance and contact information.</p>
	<p>HOMCOM 835-679 Folding Dining Table Assembly Instructions</p> <p>This document provides detailed assembly instructions for the HOMCOM 835-679 folding dining table. It includes a comprehensive parts list, hardware guide, and step-by-step visual instructions to help you assemble your new furniture. The table features a drop-leaf design, storage drawers, and a cabinet.</p>

