

## Casio MTP-V006L-1C

# Casio MTP-V006L-1C Analog Watch User Manual

Model: MTP-V006L-1C

## 1. INTRODUCTION

This manual provides essential instructions for the proper use and care of your Casio MTP-V006L-1C Men's Analog Watch. This classic analog timepiece features an hour, minute, and second hand display, along with a day and date indicator. It is designed for daily wear and offers water resistance for general use.

## 2. PRODUCT FEATURES

- **Precise Japan Quartz Movement:** Ensures accurate timekeeping.
- **Stainless Steel Case:** Durable and stylish casing.
- **Genuine Leather Band:** Comfortable and classic black leather strap with a regular buckle clasp.
- **Mineral Crystal:** Provides scratch resistance for the watch face.
- **Day/Date Display:** Conveniently shows the current day and date.
- **Easy-to-Read Dial:** Features clear numeral and bar index marks for quick time checks.
- **Water Resistant - 30 Meters (3 ATM):** Suitable for everyday use, such as hand washing or light rain exposure. Not suitable for swimming or diving.
- **Module 1333:** Internal movement module reference.



Figure 1: Front view of the Casio MTP-V006L-1C watch, showcasing the black dial, silver-tone case, and black leather

band.

### 3. SETUP AND TIME/DATE ADJUSTMENT

---

#### 1. Setting the Time:

- Pull the crown (the knob on the side of the watch) out to the second click position.
- Rotate the crown to move the hour and minute hands to the desired time. Note that the day and date indicators will also change as the time passes midnight.
- Push the crown back in to the normal position to start timekeeping.

#### 2. Setting the Date:

- Pull the crown out to the first click position.
- Rotate the crown clockwise to adjust the date.
- Rotate the crown counter-clockwise to adjust the day.
- Once the correct day and date are set, push the crown back in to the normal position.

3. **Important Note:** Avoid setting the date and day between 9:00 PM and 4:00 AM, as this may interfere with the automatic date change mechanism. If adjustment is necessary during this period, first set the time outside this range, then adjust the date/day, and finally reset the time.

### 4. OPERATING THE WATCH

---

Your Casio MTP-V006L-1C watch is designed for straightforward operation. Once the time and date are set, the watch will continuously display the current time, day, and date. The second hand moves in one-second intervals.

#### Water Resistance

This watch is rated as 30-meter (3 ATM) water resistant. This means it is suitable for everyday use and can withstand splashes or brief immersion in water, such as during hand washing or light rain. It is **not** designed for swimming, showering, or diving. Avoid operating the crown while the watch is wet to prevent water entry.

### 5. MAINTENANCE

---

#### Cleaning

Wipe the watch case and band with a soft, dry cloth to remove dirt and moisture. For the leather band, avoid excessive moisture and harsh chemicals, which can damage the material. If the watch becomes very dirty, consult a professional watch cleaner.

#### Battery Replacement

The watch is powered by a single Lithium Ion battery (included). When the battery runs low, the watch may stop or the second hand may move erratically. Battery replacement should be performed by a qualified watch technician to ensure proper sealing and water resistance. Attempting to replace the battery yourself may void the warranty and compromise the watch's water resistance.

### 6. TROUBLESHOOTING

---

Problem	Possible Cause	Solution
---------	----------------	----------

Problem	Possible Cause	Solution
Watch has stopped or is running slow.	Low battery.	Have the battery replaced by a professional watch technician.
Date/Day changes at incorrect time.	AM/PM setting is incorrect.	Advance the time by 12 hours.
Water condensation inside the watch.	Exposure to extreme temperature changes or compromised water resistance.	Consult a professional watch technician immediately. Do not attempt to dry it yourself.

## 7. SPECIFICATIONS

- **Model Number:** MTP-V006L-1CUDF
- **Brand:** Casio
- **Movement:** Quartz
- **Case Material:** Stainless Steel
- **Band Material:** Genuine Leather
- **Clasp Type:** Regular Buckle Clasp
- **Crystal:** Mineral
- **Case Diameter:** 38 mm
- **Case Thickness:** 9.4 mm
- **Water Resistance:** 30 Meters (3 ATM)
- **Battery:** 1 Lithium Ion battery (included)
- **Product Dimensions:** 3.94 x 3.94 x 3.94 inches; 2.43 ounces







Figure 2: Packaging box and display stand for a Casio watch, illustrating typical product presentation.



8. WARRANTY AND SUPPORT

For warranty information and customer support, please refer to the warranty card included with your product or visit the official Casio website. Keep your purchase receipt as proof of purchase for any warranty claims.

**Online Resources:** For additional support and product information, you may visit the [Casio Store on Amazon](#).

Related Documents - MTP-V006L-1C

	<p><a href="#">Casio AQW-100, MTP-1298 Watch User Manual - Features, Settings, and Care</a></p> <p>Comprehensive user manual for Casio watches Module No. 5028, covering models AQW-100 and MTP-1298. Learn about timekeeping, alarms, stopwatch, water resistance, and maintenance.</p>
	<p><a href="#">Casio LAW-21 Модуль 2789: Руководство пользователя и характеристики</a></p> <p>Полное руководство пользователя для часов Casio LAW-21 (Модуль 2789). Содержит инструкции по эксплуатации, уходу, описания режимов работы (текущее время, мировое время, таймер, секундомер, будильник) и технические характеристики.</p>
	<p><a href="#">Casio AW-22 Watch User Manual: Features and Operation</a></p> <p>Comprehensive guide to operating the Casio AW-22 watch module QW-725, covering time setting, alarms, timer, stopwatch, and other functions.</p>
	<p><a href="#">Casio 5716*AR Watch User Manual</a></p> <p>User manual for the Casio 5716*AR watch, covering time setting, day and date adjustment, water resistance, band care, and general maintenance.</p>

	<p><a href="#">CASIO MTP-1326/1353 Watch User Manual - Module 5228</a></p> <p>Comprehensive user guide for the CASIO MTP-1326/1353 watch (Module 5228). Covers essential care, water resistance guidelines, setting time and date, using the rotating bezel, and technical specifications.</p>
	<p><a href="#">Casio GS-1000/1001 User Manual (Module 2258)</a></p> <p>Detailed user manual for the Casio GS-1000/1001 watch, module 2258. Covers setting time and date, water resistance, operating modes (timekeeping, stopwatch, day counter, alarm), care, and technical specifications.</p>